



Connectors > PCB Connectors > PCB Headers & Receptacles



PCB Connector Type: **PCB Mount Header**

PCB Mount Orientation: **Vertical**

Connector System: **Wire-to-Board**

Number of Positions: **20**

Number of Rows: **1**

Features

Product Type Features

Connector Shape	Rectangular
PCB Connector Type	PCB Mount Header
Connector System	Wire-to-Board
Header Type	Fully Shrouded
Sealable	No
Connector & Contact Terminates To	Printed Circuit Board
Connector Product Type	Connector Assembly

Configuration Features

Number of Columns	20
Number of Loaded Positions	20
Number of Power Positions	20
PCB Mount Orientation	Vertical
Number of Positions	20
Number of Rows	1

Electrical Characteristics



Operating Voltage	250 VAC
-------------------	---------

Body Features

Primary Product Color	Natural
-----------------------	---------

Contact Features

Contact Underplating Material	Nickel
Contact Underplating Material Thickness	1.27 µm[50 µin]
Contact Mating Area Plating Material Thickness	2.032 µm[80 µin]
Contact Layout	Inline
Contact Base Material	Brass
PCB Contact Termination Area Plating Material	Tin
Contact Mating Area Plating Material	Tin (Sn)
Contact Type	Pin
Contact Current Rating (Max)	4.2 A

Termination Features

Termination Post & Tail Length	3.4 mm[.134 in]
Termination Method to PCB	Through Hole - Solder

Mechanical Attachment

Mating Retention Type	Locking Tab
Mating Retention	With
Mating Alignment Type	Polarization
PCB Mount Retention Type	Kinked Legs
PCB Mount Retention	With
PCB Mount Alignment	Without
Connector Mounting Type	Board Mount
Mating Alignment	With

Housing Features

Housing Material	PA 66
Centerline (Pitch)	2.5 mm[.098 in]

Dimensions

Connector Width	6.4 mm[.25 in]
PCB Thickness (Recommended)	1.6 mm[.063 in]
Connector Height	8.8 mm[.346 in]



Connector Length	52.5 mm[2.06 in]
------------------	------------------

Usage Conditions

Operating Temperature (Max)	105 °C[221 °F]
Operating Temperature Range	-55 – 105 °C[-67 – 221 °F]

Operation/Application

Shielded	No
Circuit Application	Power

Industry Standards

Compatible With Agency/Standards Products	UL
UL Rating	Recognized
Glow Wire Rating	GWT 850°C (Flame ≤ 30 sec)
UL Flammability Rating	UL 94V-0

Packaging Features

Packaging Quantity	250
Packaging Method	Bag

Product Compliance

For compliance documentation, visit the product page on TE.com>

EU RoHS Directive 2011/65/EU	Compliant
EU ELV Directive 2000/53/EC	Compliant
China RoHS 2 Directive MIIT Order No 32, 2016	No Restricted Materials Above Threshold
EU REACH Regulation (EC) No. 1907/2006	Current ECHA Candidate List: JAN 2025 (247) Candidate List Declared Against: JUL 2017 (174) SVHC > Threshold: Not Yet Reviewed
Halogen Content	Not Low Halogen - contains Br or Cl > 900 ppm.
Solder Process Capability	Wave solder capable to 260°C

Product Compliance Disclaimer

This information is provided based on reasonable inquiry of our suppliers and represents our current actual knowledge based on the information they provided. This information is subject to change. The part numbers that TE has identified as EU RoHS compliant have a maximum concentration of 0.1% by weight in homogenous materials for lead, hexavalent chromium, mercury, PBB, PBDE, DBP, BBP, DEHP, DIBP, and 0.01% for cadmium, or qualify for an exemption to these limits as defined in the Annexes of Directive 2011/65/EU (RoHS2). Finished electrical and electronic equipment products will be CE marked as required by Directive 2011/65/EU. Components may not be CE marked. Additionally, the part



numbers that TE has identified as EU ELV compliant have a maximum concentration of 0.1% by weight in homogenous materials for lead, hexavalent chromium, and mercury, and 0.01% for cadmium, or qualify for an exemption to these limits as defined in the Annexes of Directive 2000/53/EC (ELV). Regarding the REACH Regulations, TE's information on SVHC in articles for this part number is still based on the European Chemical Agency (ECHA) 'Guidance on requirements for substances in articles'(Version: 2, April 2011), applying the 0.1% weight on weight concentration threshold at the finished product level. TE is aware of the European Court of Justice ruling of September 10th, 2015 also known as O5A (Once An Article Always An Article) stating that, in case of 'complex object', the threshold for a SVHC must be applied to both the product as a whole and simultaneously to each of the articles forming part of its composition. TE has evaluated this ruling based on the new ECHA "Guidance on requirements for substances in articles" (June 2017, version 4.0) and will be updating its statements accordingly.

Compatible Parts

TE Part # 2-1744417-0
20 POS EP 2.5 HSG, GLOW WIRE

TE Part # 2-1969442-0
EP 2.5 TPA Housing, 20 Pos

Also in the Series | Economy Power 2.5

Connector Contacts(6)

Connector Hardware(49)

PCB Headers & Receptacles(533)


Rectangular Power Connectors(531)

Wire-to-Board Connector Assemblies & Housings(305)

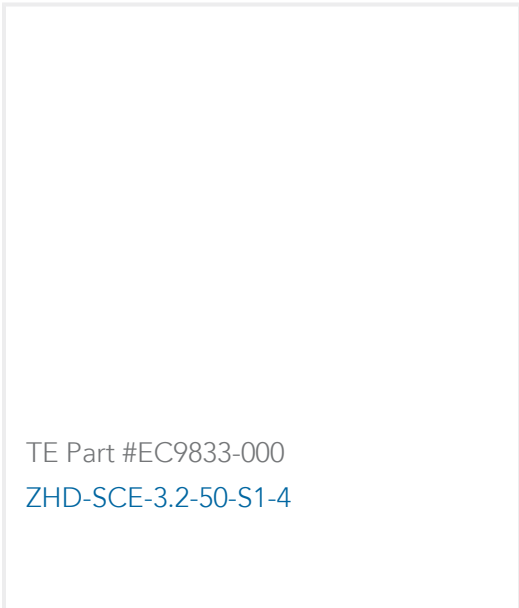
Wire-to-Board Headers & Receptacles (533)

Customers Also Bought







TE Part #ASA158F12390235000
623 PLUG




TE Part #EC9833-000
ZHD-SCE-3.2-50-S1-4




TE Part #1-1415543-5
RTE44110




TE Part #1614770-4
BDS 2 A 250 10R 10%




TE Part #55992-1
TERMINAL,AMPOWER R 2/0 5/16




TE Part #ZPF000000000205378
CONTACT MALE ANG.90, CAL20,
120MM2 - FXP




TE Part #ZPF000000000205373
PLUG MALE ANG.90 CAL.20 - FXP



TE Part #ZPF000000000136485
RECEPTACLE MALE FOR 12 PINS,
CAL1,6



TE Part #ZPF000000000205388
CONTACT FEMALE CAL.20, M12 - FXP



TE Part #YZ-KC-212751A-PY00
TOOL DISMOUNTING - FXP2

Documents

Product Drawings
EP2.5 Shrd HDR ASSY 20P VERT, GW
English

CAD Files
3D PDF
3D
Customer View Model
ENG_CVM_CVM_2-1744439-0_F.2d_dxf.zip
English
Customer View Model
ENG_CVM_CVM_2-1744439-0_F.3d_igs.zip
English
Customer View Model
ENG_CVM_CVM_2-1744439-0_F.3d_stp.zip
English

By downloading the CAD file I accept and agree to the Terms and Conditions of use.

Datasheets & Catalog Pages



7-1773461-6_EP2.5_Connector_Series

English

Product Specifications

Application Specification

English

Agency Approvals

VDE Certificate

English