

Features

- Medium Duty
- Stainless Steel
- Industrial castor
- Rotation Swivel
- Fixing Plate
- Polyurethane
- Corrosion Resistant
- Impact Resistant
- Shock Absorbing

RS PRO Castor Wheels

RS Stock No.: 0149249



RS PRO is the own brand of RS. The RS PRO Seal of Approval is your assurance of professional quality, a guarantee that every part is rigorously tested, inspected, and audited against demanding standards. Making RS PRO the Smart Choice for our customers.

Product Description

Polyamide 6 wheel coated with injection polyurethane DESMOPAN® (Bayer®)97 Shore A.









Hub on plain bore. Inox medium duty castor. In pressed stainless steel AISI 304 turning on double rim of balls in stainless steel AISI 420. Assembled with self-locking nut. Dust cover ring on the balls.

General Specifications

| | |
|---------------------------|--|
| Rotation | Swivel |
| Weight Class | Medium Duty |
| Load Capacity (Kg) | 170 |
| Load Capacity / 4pcs (Kg) | 680 |
| Tyre Material | Polyurethane |
| Hub Material | Polyamide 6 |
| Bracket Material | Pressed Stainless Steel |
| Includes Brake | No |
| Features | Corrosion Resistant, Impact Resistant, Shock Absorbing |
| Applications | Industrial castor |

Operation Environment Specifications

| | |
|---------------------------------|-------------|
| Operating Temperature (Celsius) | -20° to 80° |
|---------------------------------|-------------|

| | | | | | | | |
|---|---|---|---|---|--|---|---|
|  |  |  |  |  |  |  |  |
| 125x35 | 100x85 | 80x60 | 8,5x12 | 42 | 155 | 170 | 220 |

Mechanical Specifications

| | |
|-----------------------------|-------------|
| Mounting Type | Single Bolt |
| Wheel Diameter (mm) | 125 |
| Wheel / Tread Width (mm) | 35 |
| Overall Height (mm) | 155 |
| Number of Fixing Holes | 4 |
| Fixing Hole Size (mm) | 8.5x12 |
| Hub Bearing Type | Plain Bore |
| Thread Size (M) | |
| Stem Height (mm) | |
| Stem Diameter (mm) | |
| Hardness of Wheel (Shore A) | 97 |
| Levelling Extent (mm) | |
| Offset (mm) | 42 |
| Castor Weight (Kg) | 1.200 |

Fixing Centres Specifications

| | |
|----------------------------|-------|
| Fixing Centres (mm) | 80x60 |
| Fixing Centres Length (mm) | 80 |
| Fixing Centres Width (mm) | 60 |

Fixing Plate Specifications

| | |
|------------------------------|--------|
| Fixing Plate Dimensions (mm) | 100x85 |
| Fixing Plate Length (mm) | 100 |
| Fixing Plate Width (mm) | 85 |