


PLC-...SEN/ACT

PLC-INTERFACE With Relay, Sensor/Actuator Version

Application note
103151_en_02

© PHOENIX CONTACT 2014-12-18



1 Description

Coupling elements such as electromechanical relays or solid-state relays are used in field applications as the interface between the controller and the sensors and actuators.

The PLC-...SEN series for sensor applications, such as proximity switches or limit switches, provides the supply voltage input for the sensors directly at the relay module.

The PLC-...ACT series for actuators, such as solenoid valves or contactors, makes it possible to connect the load return line of the actuators directly to the relay module.

Features

- Plug-in electromechanical relays and solid-state relays
- Integrated input circuit
- Flammability class V0 in acc. with UL94
- Safe isolation in acc. with DIN EN 50178 for electromechanical relays
- Electromechanical relays available alternatively with gold-plated contacts for optimal switching of small loads
- Wear-free switching thanks to solid-state relays
- Screw-type, spring-cage, and push-in connection technology



Make sure you always use the latest documentation.
It can be downloaded at phoenixcontact.net/products.



This document is valid for the products listed in section "Ordering data" on page 3.

Contents

1	Description.....	1
2	Ordering data.....	3
3	PLC-...SEN	8
3.1	Efficient connection with system cabling	8
3.2	Optimum use of jumpers	8
4	PLC-...ACT	9
4.1	Efficient connection with system cabling	9
4.2	Optimum use of jumpers	9

2 Ordering data

Description	Type	Order no.	Pcs. / Pkt.
PLC-INTERFACE for input functions, consisting of PLC-BSC.../SEN basic terminal block with screw connection and plug-in miniature relay with multi-layer gold contact, for mounting on DIN rail NS 35/7.5, 1 N/O contact, 24 V DC input voltage	PLC-RSC- 24DC/ 1AU/SEN	2966317	10
PLC-INTERFACE for input functions, consisting of PLC-BSC.../SEN basic terminal block with screw connection and plug-in miniature relay with multi-layer gold contact, for mounting on DIN rail NS 35/7.5, 1 N/O contact, 120 V AC/110 V DC input voltage	PLC-RSC-120UC/ 1AU/SEN	2966320	10
PLC-INTERFACE for input functions, consisting of PLC-BSC.../SEN basic terminal block with screw connection and plug-in miniature relay with multi-layer gold contact, for mounting on DIN rail NS 35/7.5, 1 N/O contact, 230 V AC/220 V DC input voltage	PLC-RSC-230UC/ 1AU/SEN	2966333	10
PLC-INTERFACE for input functions, consisting of PLC-BSC.../SEN basic terminal block with screw connection and plug-in miniature relay with power contact, for mounting on DIN rail NS 35/7.5, 1 N/O contact, 24 V DC input voltage	PLC-RSC- 24DC/ 1/SEN	2966223	10
PLC-INTERFACE for input functions, consisting of PLC-BSC.../SEN basic terminal block with screw connection and plug-in miniature relay with power contact, for mounting on DIN rail NS 35/7.5, 1 N/O contact, 120 V AC/110 V DC input voltage	PLC-RSC-120UC/ 1/SEN	2966249	10
PLC-INTERFACE for input functions, consisting of PLC-BSC.../SEN basic terminal block with screw connection and plug-in miniature relay with multi-layer gold contact, for mounting on DIN rail NS 35/7.5, 1 N/O contact, 230 V AC/220 V DC input voltage	PLC-RSC-230UC/ 1/SEN	2966252	10
PLC-INTERFACE for input functions, consisting of PLC-BSP.../SEN basic terminal block with spring-cage connection and plug-in miniature relay with multi-layer gold contact, for mounting on DIN rail NS 35/7.5, 1 N/O contact, 24 V DC input voltage	PLC-RSP- 24DC/ 1AU/SEN	2967374	10
PLC-INTERFACE for input functions, consisting of PLC-BSC.../SEN basic terminal block with spring-cage connection and plug-in miniature relay with multi-layer gold contact, for mounting on DIN rail NS 35/7.5, 1 N/O contact, 120 V AC/110 V DC input voltage	PLC-RSP-120UC/ 1AU/SEN	2967390	10
PLC-INTERFACE for input functions, consisting of PLC-BSP.../SEN basic terminal block with spring-cage connection and plug-in miniature relay with multi-layer gold contact, for mounting on DIN rail NS 35/7.5, 1 N/O contact, 230 V AC/220 V DC input voltage	PLC-RSP-230UC/ 1AU/SEN	2967413	10
PLC-INTERFACE for input functions, consisting of PLC-BSC.../SEN basic terminal block with screw connection and plug-in miniature solid-state relay, for mounting on DIN rail NS 35/7.5, 1 N/O contact, input: 24 V DC, output: 3 - 48 V DC/100 mA	PLC-OSC- 24DC/ 48DC/100/SEN	2966773	10
PLC-INTERFACE for input functions, consisting of PLC-BSC.../SEN basic terminal block with screw connection and plug-in miniature solid-state relay, for mounting on DIN rail NS 35/7.5, 1 N/O contact, input: 120 V AC/110 V DC, output: 3 - 48 V DC/100 mA	PLC-OSC-120UC/ 48DC/100/SEN	2966799	10
PLC-INTERFACE for input functions, consisting of PLC-BSC.../SEN basic terminal block with screw connection and plug-in miniature solid-state relay, for mounting on DIN rail NS 35/7.5, 1 N/O contact, input: 230 V AC/220 V DC, output: 3 - 48 V DC/100 mA	PLC-OSC-230UC/ 48DC/100/SEN	2966809	10
PLC-INTERFACE for input functions, consisting of PLC-BSP.../SEN basic terminal block with spring-cage connection and plug-in miniature solid-state relay, for mounting on DIN rail NS 35/7.5, 1 N/O contact, input: 24 V DC, output: 3 - 48 V DC/100 mA	PLC-OSP- 24DC/ 48DC/100/SEN	2967578	10
PLC-INTERFACE for input functions, consisting of PLC-BSP.../SEN basic terminal block with spring-cage connection and plug-in miniature solid-state relay, for mounting on DIN rail NS 35/7.5, 1 N/O contact, input: 120 V AC/110 V DC, output: 3 - 48 V DC/100 mA	PLC-OSP-120UC/ 48DC/100/SEN	2967581	10
PLC-INTERFACE for input functions, consisting of PLC-BSP.../SEN basic terminal block with spring-cage connection and plug-in miniature solid-state relay, for mounting on DIN rail NS 35/7.5, 1 N/O contact, input: 230 V AC/220 V DC, output: 3 - 48 V DC/100 mA	PLC-OSP-230UC/ 48DC/100/SEN	2967594	10
PLC-INTERFACE for output functions, consisting of PLC-BSC.../ACT basic terminal block with screw connection and plug-in miniature solid-state relay, for mounting on DIN rail NS 35/7.5, input: 24 V DC, output: 3 - 33 V DC/3 A	PLC-OSC- 24DC/ 24DC/ 2/ACT	2966676	10

Description	Type	Order no.	Pcs. / Pkt.
PLC-INTERFACE for output functions, consisting of PLC-BSP.../ACT basic terminal block with spring-cage connection and plug-in miniature solid-state relay, for mounting on DIN rail NS 35/7.5, 1 N/O contact, input: 24 V DC, output: 3 - 33 V DC/3 A	PLC-OSP- 24DC/ 24DC/ 2/ACT	2967507	10
PLC-INTERFACE for input functions, consisting of PLC-BSC.../SEN basic terminal block with screw connection and plug-in miniature relay with multi-layer gold contact, for mounting on DIN rail NS 35/7.5, 1 N/C contact, 230 V AC/220 V DC input voltage	PLC-RSC-230UC/ 2AU/SEN	2966443	10
6.2 mm PLC basic terminal block for input functions with spring-cage connection, without relay or solid-state relay, for mounting on DIN rail NS 35/7.5, with sensor supply voltage distribution (BB), 1 N/O contact, 230 V AC/DC input voltage	PLC-BSP-230UC/ 1/SEN	2967170	10
6.2 mm PLC basic terminal block for input functions with spring-cage connection, without relay or solid-state relay, for mounting on DIN rail NS 35/7.5, with sensor supply voltage distribution (BB), 1 N/O contact, 24 V DC input voltage	PLC-BSP- 24DC/ 1/SEN	2967206	10
6.2 mm PLC basic terminal block for input functions with screw connection, without relay or solid-state relay, for mounting on DIN rail NS 35/7.5, with sensor supply voltage distribution (BB), 1 N/O contact, 24 V DC input voltage	PLC-BSC- 24DC/ 1/SEN	2966061	10
PLC-INTERFACE for input functions, consisting of PLC-BPT.../SEN basic terminal block with push-in connection and plug-in miniature solid-state relay, for mounting on DIN rail NS 35/7.5, 1 N/O contact, input: 120 V AC/110 V DC, output: 3 - 48 V DC/100 mA	PLC-OPT-120UC/ 48DC/100/SEN	2900359	10
PLC-INTERFACE for input functions, consisting of PLC-BPT.../SEN basic terminal block with push-in connection and plug-in miniature relay with multilayer gold contact, for mounting on DIN rail NS 35/7.5, 1 N/O contact, 24 V DC input voltage	PLC-RPT- 24DC/ 1AU/SEN	2900313	10
PLC-INTERFACE for input functions, consisting of PLC-BPT.../SEN basic terminal block with push-in connection and plug-in miniature relay with multilayer gold contact, for mounting on DIN rail NS 35/7.5, 1 N/O contact, 120 V AC/110 V DC input voltage	PLC-RPT-120UC/1AU/SEN	2900314	10
6.2 mm PLC basic terminal block for input functions with push-in connection, without relay or solid-state relay, for mounting on DIN rail NS 35/7.5, with sensor supply voltage distribution (BB), 1 N/O contact, 120 V AC/DC input voltage	PLC-BPT-120UC/ 1/SEN	2900451	10
6.2 mm PLC basic terminal block for input functions with push-in connection, without relay or solid-state relay, for mounting on DIN rail NS 35/7.5, with sensor supply voltage distribution (BB), 1 N/O contact, 230 V AC/DC input voltage	PLC-BPT-230UC/ 1/SEN	2900452	10
6.2 mm PLC basic terminal block for input functions with screw connection, without relay or solid-state relay, for mounting on DIN rail NS 35/7.5, with sensor supply voltage distribution (BB), 1 N/O contact, 120 V AC/DC input voltage	PLC-BSC-120UC/ 1/SEN	2966074	10
6.2 mm PLC basic terminal block for input functions with screw connection, without relay or solid-state relay, for mounting on DIN rail NS 35/7.5, with sensor supply voltage distribution (BB), 1 N/O contact, 230 V AC/DC input voltage	PLC-BSC-230UC/ 1/SEN	2966087	10
6.2 mm PLC basic terminal block for output functions with screw connection, without relay or solid-state relay, for mounting on DIN rail NS 35/7.5, with load return line connection (BB), 1 N/O contact, 5 V DC input voltage	PLC-BSC- 5DC/ 1/SEN	2980267	10
6.2 mm PLC basic terminal block for input functions with spring-cage connection, without relay or solid-state relay, for mounting on DIN rail NS 35/7.5, with sensor supply voltage distribution (BB), 1 N/O contact, 120 V AC/DC input voltage	PLC-BSP-120UC/ 1/SEN	2967154	10
6.2 mm PLC basic terminal block for input functions with push-in connection, without relay or solid-state relay, for mounting on DIN rail NS 35/7.5, with sensor supply voltage distribution (BB), 1 N/O contact, 24 V DC input voltage	PLC-BPT- 24DC/ 1/SEN	2900262	10
PLC-INTERFACE for input functions, consisting of PLC-BPT.../SEN basic terminal block with push-in connection and plug-in miniature solid-state relay, for mounting on DIN rail NS 35/7.5, 1 N/O contact, input: 230 V AC/220 V DC, output: 3 - 48 V DC/100 mA	PLC-OPT-230UC/ 48DC/100/SEN	2900361	10
PLC-INTERFACE for input functions, consisting of PLC-BPT.../SEN basic terminal block with push-in connection and plug-in miniature solid-state relay, for mounting on DIN rail NS 35/7.5, 1 N/O contact, input: 24 V DC, output: 3 - 48 V DC/100 mA	PLC-OPT- 24DC/ 48DC/100/SEN	2900358	10
PLC-INTERFACE for input functions, consisting of PLC-BPT.../SEN basic terminal block with push-in connection and plug-in miniature relay with multilayer gold contact, for mounting on DIN rail NS 35/7.5, 1 N/O contact, 230 V AC/220 V DC input voltage	PLC-RPT-230UC/ 1AU/SEN	2900315	10

Description	Type	Order no.	Pcs. / Pkt.
PLC-INTERFACE for input functions, consisting of PLC-BSC.../SEN basic terminal block with screw connection and plug-in miniature relay with multi-layer gold contact, for mounting on DIN rail NS 35/7.5, 1 N/C contact, 120 V AC/110 V DC input voltage	PLC-RSC-120UC/ 2AU/SEN	2307497	10
PLC-INTERFACE for input functions, consisting of PLC-BSC.../SEN basic terminal block with screw connection and plug-in miniature relay with multi-layer gold contact, for mounting on DIN rail NS 35/7.5, 1 N/O contact, 48 V DC input voltage	PLC-RSC- 48DC/ 1AU/SEN	2980759	10
PLC-INTERFACE for PLC logic, consisting of PLC-BSC.../SEN basic terminal block with screw connection and plug-in miniature solid-state relay, for mounting on DIN rail NS 35/7.5, 1 N/O contact, input: 24 V DC, output: 3 - 48 V DC/ 100 mA	PLC-OSC- 24DC/48DC/100/V8C/SEN	2904690	10
PLC-INTERFACE for PLC logic, consisting of PLC-BSC.../SEN basic terminal block with screw connection and plug-in miniature solid-state relay, for mounting on DIN rail NS 35/7.5, 1 N/O contact, input: 120 V AC/110 V DC, output: 3 - 48 V DC/100 mA	PLC-OSC-120UC/48DC/100/V8C/SEN	2904691	10
PLC-INTERFACE for PLC logic, consisting of PLC-BSC.../SEN basic terminal block with screw connection and plug-in miniature solid-state relay, for mounting on DIN rail NS 35/7.5, 1 N/O contact, input: 230 V AC/220 V DC, output: 3 - 48 V DC/100 mA	PLC-OSC-230UC/48DC/100/V8C/SEN	2904692	10
PLC-INTERFACE for PLC logic, consisting of PLC-BPT.../SEN basic terminal block with push-in connection and plug-in miniature solid-state relay, for mounting on DIN rail NS 35/7.5, 1N/O contact, input: 24 V DC, output: 3 - 48 V DC/100 mA	PLC-OPT-24DC/48DC/100/V8C/SEN	2904693	10
PLC-INTERFACE for PLC logic, consisting of PLC-BPT.../SEN basic terminal block with push-in connection and plug-in miniature solid-state relay, for mounting on DIN rail NS 35/7.5, 1 N/O contact, input: 120 V AC/110 V DC, output: 3 - 48 V DC/100 mA	PLC-OPT-120UC/48DC/100/V8C/SEN	2904694	10
PLC-INTERFACE for PLC logic, consisting of PLC-BPT.../SEN basic terminal block with push-in connection and plug-in miniature solid-state relay, for mounting on DIN rail NS 35/7.5, 1 N/O contact, input: 230 V AC/220 V DC, output: 3 - 48 V DC/100 mA	PLC-OPT-230UC/48DC/100/V8C/SEN	2904695	10
6.2 mm PLC basic terminal block against interference currents and voltages on the control side with screw connection, without relay or solid-state relay, with sensor supply voltage distribution (BB), 1 N/O contact, 120 V AC input voltage	PLC-BSC-120UC/ 1/SEN/SO46	2980322	10
6.2 mm PLC basic terminal block against interference currents and voltages on the control side with push-in connection, without relay or solid-state relay, with sensor supply voltage distribution (BB), 1 N/O contact, 230 V AC input voltage	PLC-BPT-230UC/ 1/SEN/SO46	2900457	10
6.2 mm PLC basic terminal block against interference currents and voltages on the control side with spring-cage connection, without relay or solid-state relay, with sensor supply voltage distribution (BB), 1 N/O contact, 120 V AC input voltage	PLC-BSP-120UC/ 1/SEN/SO46	2980364	10
6.2 mm PLC basic terminal block against interference currents and voltages on the control side with screw connection, without relay or solid-state relay, with sensor supply voltage distribution (BB), 1 N/O contact, 230 V AC input voltage	PLC-BSC-230UC/ 1/SEN/SO46	2980348	10
6.2 mm PLC basic terminal block against interference currents and voltages on the control side with push-in connection, without relay or solid-state relay, with sensor supply voltage distribution (BB), 1 N/O contact, 120 V AC input voltage	PLC-BPT-120UC/ 1/SEN/SO46	2900456	10
6.2 mm PLC basic terminal block against interference currents and voltages on the control side with spring-cage connection, without relay or solid-state relay, with sensor supply voltage distribution (BB), 1 N/O contact, 230 V AC input voltage	PLC-BSP-230UC/ 1/SEN/SO46	2980380	10
6.2 mm PLC basic terminal block for output functions with push-in connection, without relay or solid-state relay, for mounting on DIN rail NS 35/7.5, with load return line connection (BB), 1 N/O contact, 24 V DC input voltage	PLC-BPT- 24DC/ 1/ACT	2900449	10
PLC-INTERFACE for output functions, consisting of PLC-BSC.../ACT basic terminal block with screw connection and integrated miniature solid-state relay, for mounting on DIN rail NS 35/7.5, 1 N/O contact, input: 24 V DC, output: 24 - 253 V AC/2.4 A	PLC-OSC- 24DC/230AC/2.4/ACT	2904631	10
VARIOFACE feed-through terminal block (three-conductor connection), for PLC-INTERFACE actuator series	PLC-VT/ACT	2295567	10

Description	Type	Order no.	Pcs. / Pkt.
PLC-INTERFACE for output functions, consisting of PLC-BSC.../ACT basic terminal block with screw connection and plug-in miniature solid-state relay, for mounting on DIN rail NS 35/7.5, 1 N/O contact, input: 24 V DC, output: 24 - 253 V AC/2 A	PLC-OSC- 24DC/230AC/ 2/ACT	2982760	10
14 mm PLC basic terminal block for high switch-on currents with screw connection, without relay or solid-state relay, for mounting on DIN rail NS 35/7.5, with load return line connection (BB), 1 N/O contact, 24 V DC input voltage	PLC-BSC- 24DC/ 1IC/ACT	2967837	10
PLC-INTERFACE for output functions, consisting of PLC-BSC.../ACT basic terminal block with screw connection and plug-in miniature solid-state relay, for mounting on DIN rail NS 35/7.5, 1 N/O contact, input: 24 V DC, output: 24 - 253 V DC/0.75 A	PLC-OSC- 24DC/230AC/ 1/ACT	2967947	10
PLC-INTERFACE for output functions, consisting of PLC-BSC.../ACT basic terminal block with screw connection and plug-in miniature relay with power contact, for mounting on DIN rail NS 35/7.5, 1 N/O contact, 24 V DC input voltage	PLC-RSC- 24DC/ 1/ACT	2966210	10
PLC-INTERFACE for output functions, consisting of PLC-BSC.../ACT basic terminal block with screw connection and plug-in miniature solid-state relay, for mounting on DIN rail NS 35/7.5, 1 N/O contact, input: 5 V DC, output: 3 - 33 V DC/3 A	PLC-OSC- 5DC/ 24DC/ 2/ACT	2980144	10
PLC-INTERFACE for output functions, consisting of PLC-BSP.../ACT basic terminal block with spring-cage connection and plug-in miniature solid-state relay, for mounting on DIN rail NS 35/7.5, 1 N/O contact, input: 5 V DC, output: 3 - 33 V DC/3 A	PLC-OSP- 5DC/ 24DC/ 2/ACT	2980157	10
PLC-INTERFACE for high switch-on currents, consisting of PLC-BSC.../1 IC/ACT basic terminal block with screw connection and plug-in miniature relay, for mounting on DIN rail NS 35/7.5, max. switch-on current up to 130 A, 1 N/O contact, 24 V DC input voltage	PLC-RSC- 24DC/ 1IC/ACT	2967604	10
14 mm PLC basic terminal block for output functions with screw connection, without relay or solid-state relay, for mounting on DIN rail NS 35/7.5, with load return line connection (BB), 2 N/O contacts (1-1), 24 V DC input voltage	PLC-BSC- 24DC/ 1- 1/ACT	2967057	10
PLC-INTERFACE for output functions, consisting of PLC-BSC.../ACT basic terminal block with screw connection and plug-in miniature relay with power contact, for mounting on DIN rail NS 35/7.5, 2 N/O contacts (1-1), 24 V DC input voltage	PLC-RSC- 24DC/ 1- 1/ACT	2967109	10
PLC-INTERFACE for output functions, consisting of PLC-BSC.../ACT basic terminal block with screw connection and plug-in miniature solid-state relay, for mounting on DIN rail NS 35/7.5, 1 N/O contact, input: 24 V DC, output: 3 - 33 V DC/5 A	PLC-OSC- 24DC/ 24DC/ 5/ACT	2982786	10
6.2 mm PLC basic terminal block for output functions with spring-cage connection, without relay or solid-state relay, for mounting on DIN rail NS 35/7.5, with load return line connection (BB), 1 N/O contact, 24 V DC input voltage	PLC-BSP- 24DC/ 1/ACT	2967196	10
PLC-INTERFACE for output functions, consisting of PLC-BSP.../ACT basic terminal block with spring-cage connection and plug-in miniature relay with power contact, for mounting on DIN rail NS 35/7.5, 1 N/O contact, 24 V DC input voltage	PLC-RSP- 24DC/ 1/ACT	2967345	10
6.2 mm PLC basic terminal block for output functions with screw connection, without relay or solid-state relay, for mounting on DIN rail NS 35/7.5, with load return line connection (BB), 1 N/O contact, 24 V DC input voltage	PLC-BSC- 24DC/ 1/ACT	2966058	10
6.2 mm PLC basic terminal block for output functions with push-in connection, without relay or solid-state relay, for mounting on DIN rail NS 35/7.5, with load return line connection (BB), 1 N/O contact, 24 V AC/DC input voltage	PLC-BPT- 24UC/ 1/ACT	2900450	10
PLC-INTERFACE for output functions, consisting of PLC-BPT.../ACT basic terminal block with push-in connection and plug-in miniature solid-state relay, for mounting on DIN rail NS 35/7.5, 1 N/O contact, input: 5 V DC, output: 3 - 33 V DC/3 A	PLC-OPT- 5DC/ 24DC/2/ACT	2900375	10
6.2 mm PLC basic terminal block for output functions with push-in connection, without relay or solid-state relay, for mounting on DIN rail NS 35/7.5, with load return line connection (BB), 1 N/O contact, 5 V DC input voltage	PLC-BPT- 5DC/ 1/ACT	2900448	10
6.2 mm PLC basic terminal block for output functions with screw connection, without relay or solid-state relay, for mounting on DIN rail NS 35/7.5, with load return line connection (BB), 1 N/O contact, 5 V DC input voltage	PLC-BSC- 5DC/ 1/ACT	2980241	10
6.2 mm PLC basic terminal block for output functions with spring-cage connection, without relay or solid-state relay, for mounting on DIN rail NS 35/7.5, with load return line connection (BB), 1 N/O contact, 5 V DC input voltage	PLC-BSP- 5DC/ 1/ACT	2980254	10

Description	Type	Order no.	Pcs. / Pkt.
14 mm PLC basic terminal block for high switch-on currents with spring-cage connection, without relay or solid-state relay, for mounting on DIN rail NS 35/7.5, with load return line connection (BB), 1 N/O contact, 24 V DC input voltage	PLC-BSP- 24DC/ 1IC/ACT	2912400	10
PLC-INTERFACE for high switch-on currents, consisting of PLC-BPT.../1 IC/ACT basic terminal block with push-in connection and plug-in miniature relay, for mounting on DIN rail NS 35/7.5, max. switch-on current up to 130 A, 1 N/O contact, 24 V DC input voltage	PLC-RPT- 24DC/ 1IC/ACT	2900298	10
14 mm PLC basic terminal block for high switch-on currents with push-in connection, without relay or solid-state relay, for mounting on DIN rail NS 35/7.5, with load return line connection (BB), 1 N/O contact, 24 V DC input voltage	PLC-BPT- 24DC/ 1IC/ACT	2900260	10
PLC-INTERFACE for high switch-on currents, consisting of PLC-BSP.../1 IC/ACT basic terminal block with spring-cage connection and plug-in miniature relay, for mounting on DIN rail NS 35/7.5, max. switch-on current up to 130 A, 1 N/O contact, 24 V DC input voltage	PLC-RSP- 24DC/ 1IC/ACT	2912413	10
PLC-INTERFACE for output functions, consisting of PLC-BPT.../ACT basic terminal block with push-in connection and integrated miniature solid-state relay, for mounting on DIN rail NS 35/7.5, 1 N/O contact, input: 24 V DC, output: 24 - 253 V AC/2.4 A	PLC-OPT- 24DC/230AC/2.4/ACT	2904632	10
PLC-INTERFACE for output functions, consisting of PLC-BPT.../ACT basic terminal block with push-in connection and plug-in miniature solid-state relay, for mounting on DIN rail NS 35/7.5, 1 N/O contact, input: 24 V DC, output: 3 - 33 V DC/3 A	PLC-OPT- 24DC/ 24DC/2/ACT	2900376	10
PLC-INTERFACE for output functions, consisting of PLC-BPT.../ACT basic terminal block with push-in connection and plug-in miniature relay with power contact, for mounting on DIN rail NS 35/7.5, 1 N/O contact, 24 V DC input voltage	PLC-RPT- 24DC/ 1/ACT	2900312	10
6.2 mm PLC basic terminal block for output functions with screw connection, without relay or solid-state relay, for mounting on DIN rail NS 35/7.5, with load return line connection (BB), 1 N/O contact, 24 V AC/DC input voltage	PLC-BSC- 24UC/ 1/ACT	2982799	10
6.2 mm PLC basic terminal block for output functions with spring-cage connection, without relay or solid-state relay, for mounting on DIN rail NS 35/7.5, with load return line connection (BB), 1 N/O contact, 24 V AC/DC input voltage	PLC-BSP- 24UC/ 1/ACT	2982809	10
VARIOFACE feed-through terminal block (three-conductor connection), for PLC-INTERFACE actuator series, with LED display 24 V DC	PLC-VT/ACT/LA	2296867	10

Accessories

Description	Type	Order no.	Pcs. / Pkt.
Insulating plate, 2 mm thick, required at the start and end of a PLC terminal strip. It is also used for: visual separation of groups, protective isolation of different voltages on adjacent PLC-INTERFACES in acc. with DIN VDE 0106-101, Isolation	PLC-ATP BK	2966841	25

3 PLC-...SEN

When electromechanical relays or solid-state relays are used as a coupling element between the controller and the sensors, usually only the N/O contact of a relay is needed. Thus, the relay module can be used for all sensor connections as well. The supply voltage of the sensor is also fed in directly at the relay module. This eliminates the need for an additional modular terminal block to connect the sensor cables.

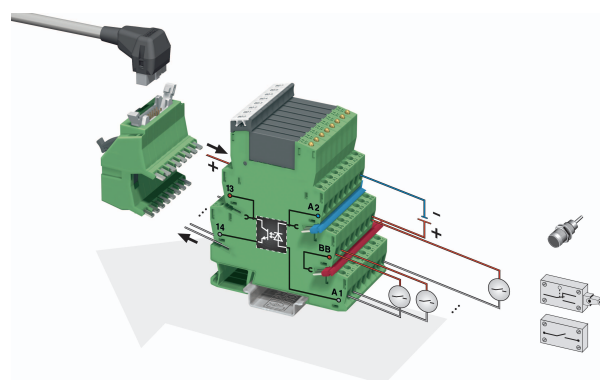


Figure 1 PLC-INTERFACE With Solid-State Relay, Sensor Version

3.1 Efficient connection with system cabling

Another way to significantly reduce the effort involved in wiring is to connect the relay and the controller by means of the system cabling and the corresponding PLC...V8 adapter. The PLC...V8.../IN adapter is available for sensor applications. Connect the adapter directly in bridge shafts 13 and 14 on the controller side. It can be connected to the controller with a 14-position flat-ribbon cable or a 15-position D-SUB connection. This way, there is no longer any need for time-consuming, error-prone individual wiring.

3.2 Optimum use of jumpers

Achieve maximum effectiveness with FBST jumpers. You can bridge the power supply of the BB sensors, the supply and sensor ground at A2, and the common supply potential of the controller at 13.

The 500 mm jumpers with color-coded insulation can be cut to the required length and inserted into the bridge shafts. Complex wire loop jumpers are no longer needed.

4 PLC-...ACT

When electromechanical relays or solid-state relays are used as the coupling element between the controller and the actuators, usually only the N/O contact of a relay is used. As a result, the relay module can be used for all actuator connections as well. The load return line of the actuator is also fed in directly at the relay module. This eliminates the need for an additional modular terminal block to connect the outgoing actuator cables.

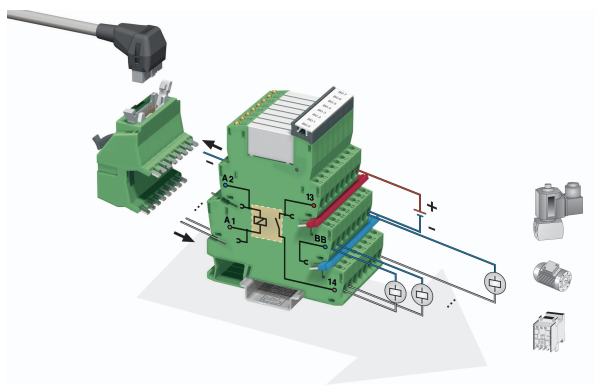


Figure 2 PLC INTERFACE With Relay, Actuator Version

4.1 Efficient connection with system cabling

Another way to significantly reduce the effort involved in wiring is to connect the relay and the controller by means of the system cabling and the corresponding PLC...V8 adapter. The PLC...V8.../OUT adapter is available for actuator applications. Connect the adapter directly in bridge shafts A1 and A2 on the controller side.

It can be connected to the controller with a 14-position flat-ribbon cable or a 15-position D-SUB connection. This way, there is no longer any need for time-consuming, error-prone individual wiring.

4.2 Optimum use of jumpers

Achieve maximum effectiveness with FBST jumpers. These can be used to bridge the control-side connections A1 and A2, the load supply line 13, and the load return line BB.

The 500 mm jumpers with color-coded insulation can be cut to the required length and inserted into the bridge shafts. Complex wire loop jumpers are no longer needed.