

Features

- Bayonet Coupling
- IP67
- 2-10 Poles
- Cable to Cable Connections

RS PRO SY17 In-Line Cable Mount Connector

RS Stock No.:

0304561	0304562
0304564	0304565
0304566	0304568
0304569	0304570
0304571	0304572
0304574	0304575
0304577	0304578
0304580	0304581



Image for representational purposes only

RS PRO is the own brand of RS. The RS PRO Seal of Approval is your assurance of professional quality, a guarantee that every part is rigorously tested, inspected, and audited against demanding. Making RS PRO the Smart Choice for our customers.









Product Description

The RS Pro SY17 series is a range of lightweight but robust waterproof connectors, which are sealed to IP67. Bayonet style coupling ensures a secure connection, even in the harshest environments. Plugs and receptacles are available with either male pins or female sockets. These products are ideal for use in outdoor applications where a secure, waterproof connection is required. Updated shell offering an improved seal, which increases reliability and durability.

General Specifications

Housing Material	PC, Nylon66, Fire Resistance: V-0
Size	SY17
Cable outer diameter range	6-10mm
Body Orientation	Straight
Colour	Black
Temperature Range	-40~ +85°C
Mounting Type	In-Line Cable Mount
Mating Cycle	500
Application	Outdoor Lighting, LED Screens, Outdoor Security Cameras, and Industrial Control Systems.

Solder Contact Options

Number of contact	2	3	4	4B	5	7	9	10
Male contact face view								

Electrical Specifications

SY17 In-Line Cable Mount Connector



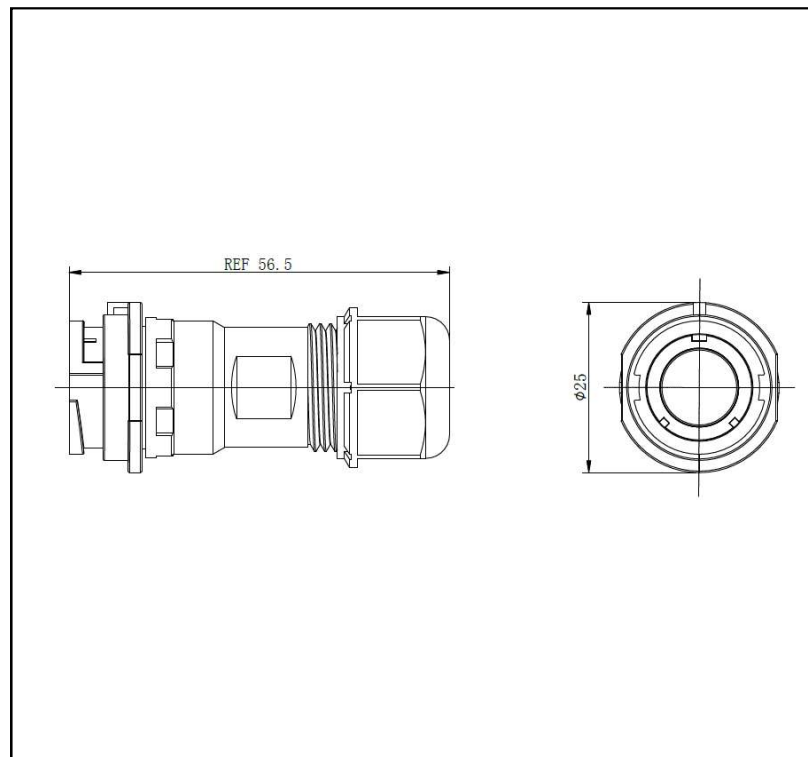
RS Article Number	0304562	0304572	0304564	0304574	0304565	0304575	0304566	0304577
Specification	2 Pin	2 Pin	3 Pin	3 Pin	4 Pin	4 Pin	4B Pin	4B Pin
Rated Current (A)	10	10	10	10	5	5	15	15
Contact Diameter (Ø mm)	1.5	1.5	1.5	1.5	1	1	2	2
Rated Voltage (AC.V)	500	500	500	500	500	500	500	500
Test Voltage (AV.V) 1 min	1500	1500	1500	1500	1500	1500	1500	1500
Contact Resistance (m Ω)	2.5	2.5	2.5	2.5	5	5	2.5	2.5
Wire Size (mm² / AWG)	≤2/14	≤2/14	≤2/14	≤2/14	≤0.75/18	≤0.75/18	≤2/14	≤2/14
Gender	Male	Female	Male	Female	Male	Female	Male	Female
Shell Type	Receptacle	Receptacle	Receptacle	Receptacle	Receptacle	Receptacle	Receptacle	Receptacle
Termination	Solder	Solder	Solder	Solder	Solder	Solder	Solder	Solder

RS Article Number	0304568	0304578	0304569	0304580	0304570	0304581	0304561	0304571
Specification	5 Pin	5 Pin	7 Pin	7 Pin	9 Pin	9 Pin	10 Pin	10 Pin
Rated Current (A)	5	5	5	5	5	5	5	5
Contact Diameter (Ø mm)	1	1	1	1	1	1	1	1
Rated Voltage (AC.V)	500	500	400	400	400	400	400	400
Test Voltage (AV.V) 1 min	1500	1500	1200	1200	1200	1200	1200	1200
Contact Resistance (m Ω)	5	5	5	5	5	5	5	5
Wire Size (mm² / AWG)	≤0.75/18	≤0.75/18	≤0.75/18	≤0.75/18	≤0.75/18	≤0.75/18	≤0.75/18	≤0.75/18
Gender	Male	Female	Male	Female	Male	Female	Male	Female
Shell Type	Receptacle	Receptacle	Receptacle	Receptacle	Receptacle	Receptacle	Receptacle	Receptacle
Termination	Solder	Solder	Solder	Solder	Solder	Solder	Solder	Solder

Protection Category

IP Rating	IP67
-----------	------

Dimensional Line Drawings



Connection Diagrams / Assembly Diagrams / Illustrations / Accessories