

## CHERRY MW 8 ADVANCED



Models may vary from the image shown

### Ingenious wireless mouse with innovative features for users with sophisticated demands

Rechargeable designer mouse with highly precise sensor that can be connected either by Bluetooth® or via the included 2.4 GHz USB receiver.

### Key benefits

- Metal surface and mouse wheel
- Connects via Bluetooth® or 2.4 GHz wireless with AES-128 encryption
- High precision sensor with four-level adjustable resolution up to 3,200 dpi
- Works on nearly all surfaces, including glass
- Status LED shows low residual battery charge, charging status and resolution
- Lithium battery can be charged per micro USB
- Extra-small nano receiver for wireless operation
- 6 buttons and scroll wheel with optical tracking
- Incl. practical transport pouch
- Battery operating time: Up to 70 days with a full battery charge (depending on usage and ambient conditions)

### Technical Data:

#### Weight (product):

approx. 92 g (mouse), approx. 3 g (receiver)

#### Total weight (with packaging):

approx. 160 g

#### Transmission range:

approx. 10 m

#### Frequency range:

26.957 MHz - 27.283 MHz (frequency), max. 10 mW [EIRP] (transmission power)

#### Storage Temperature:

-15 °C to 60 °C, max. 85% humidity

#### Operating Temperature:

0 °C to 40 °C, max. 85% humidity




#### Interface:

- Wireless, optionally using 2.4 GHz frequency with AES-128 encryption (via USB receiver) or Bluetooth® 4.0

#### Connection sockets:

- Micro USB socket for charging cable

#### Product approvals:

- cURus 
- CE 
- FCC 
- WHQL Win 10 64-bit
- Bluetooth® SIG licensing

#### System requirements:

- For connection using Bluetooth®:  
Compatible device with Bluetooth® 4.0 or higher
- For connection using USB:  
Free USB port (type A), Windows 7, 8 or 10

#### Delivery Volume:

- CHERRY MW 8 ADVANCED
- USB charger cable
- Operating instructions in hard copy
- 1 nano USB transmission receiver
- Built-in rechargeable Li-Ion battery with 550 mAh
- Transport pouch

#### Dimensions (product):

approx. 99 x 62.5 x 33.5 mm (mouse), approx. 19 x 14.5 x 6.5 mm (receiver)

#### Packaging dimensions:

approx. 86 x 112 x 50 mm

#### Mouse:

- Scanning: Optical (Sensor: PixArt PAW3805EK-CJMU Track on Glass)
- Resolution: 600 / 1000 / 1600 / 3200 dpi (adjustable)
- Number of Keys: 6
- Mouse wheel design: Scroll wheel with optical tracking and key function
- Design: Symmetrical

#### Packaging Unit:

- Number of products in the master package: 10
- Number of master packages per pallet: 72

#### Warranty:

3-year limited manufacturer's guarantee  
For the first two years after delivery, the statutory warranty applies. In the third year after delivery, CHERRY voluntarily grants an additional warranty according to the following conditions ("extended warranty"). In the event of a defect, please contact the seller of your CHERRY product. Do not carry out any repairs on your own and do not open the product. There is no warranty if unauthorized changes to the product cause a defect.

#### Conditions for the extended warranty:

In the case of a defect after the first 2 years after delivery of the CHERRY product, CHERRY grants its customers for the

additional period of one year the right to assert claims for cure, i.e. demand that the defect is remedied or a thing free of defects is supplied. The extended warranty is to be asserted against the seller of the CHERRY product upon presentation of the original invoice, proof of purchase or a comparable proof of the time of purchase.

CHERRY, and the seller of the CHERRY product, where applicable, shall remedy the defect in the event the customer has justified claims for cure under the terms of the extended warranty.

Excluded from the extended warranty are damages caused by improper use, in particular by the effects of chemical substances, other damages caused by external influences, as well as normal wear and tear and optical changes, in particular discoloration or abrasion of shiny areas. Also excluded from the extended warranty are accessories and other parts which are not an integral part of the purchased item.

Errors, technical changes and delivery possibilities excepted. Technical information refers only to the specifications of the products. Features may differ from the information provided.

**Models:**

(possible country/layout versions, others available on request)

	<b>Product name</b>	<b>Order number</b>	<b>EAN code</b>
1	CHERRY MW 8 ADVANCED	JW-8000	4025112089534