

Marshalling patchboard - FTMC 1,5/32-3 19Z - 3270351

Please be informed that the data shown in this PDF Document is generated from our Online Catalog. Please find the complete data in the user's documentation. Our General Terms of Use for Downloads are valid (<http://phoenixcontact.com/download>)



Marshalling patchboard, without actuation lever, nom. voltage: 500 V, nominal current: 17.5 A, cross section: 0.14 mm² - 2.5 mm², AWG: 14 - 26, connection method: Push-in connection, number of positions: 32, number of connections: 192, width: 44 mm, length: 111 mm, color: gray, color of connection elements: gray/white, mounting: Wall mounting, 19" rack

Your advantages

- ✓ Clear representation of actuation and terminal points through vertical conductor routing
- ✓ High contact quality thanks to push-in technology as a replacement for Wire-Wrap®, TERMI-POINT®, etc.
- ✓ For mounting in 19" racks
- ✓ Tool-free wiring in a confined space thanks to compact size



COMPLETE RoHS

Key Commercial Data

Packing unit	18 pc
GTIN	 4 055626 058542
GTIN	4055626058542
Weight per Piece (excluding packing)	142.740 g
Custom tariff number	85369010
Country of origin	Poland
Note	Made to Order (non-returnable)

Technical data

General

Note	Labeled from 1 - 32
Number of positions	32
Number of levels	1
Number of connections	192
Nominal cross section	1.5 mm ²
Color	gray
Color of connection elements	gray/white
Insulating material	PA

Marshalling patchboard - FTMC 1,5/32-3 19Z - 3270351

Technical data

General

Flammability rating according to UL 94	V0
Rated surge voltage	6 kV
Degree of pollution	3
Overvoltage category	III
Insulating material group	I
Maximum power dissipation for nominal condition	0.56 W
Maximum load current	24 A (in case of a 2.5 mm ² conductor cross section, the maximum load current must not be exceeded by the total current of all connected conductors.)
	12 A (in case of a 2.5 mm ² conductor cross section, the maximum load current must not be exceeded by the total current of all connected conductors.)
Nominal current I _N	17.5 A
Nominal voltage U _N	500 V
Open side panel	No
Ambient temperature (operation)	-60 °C ... 85 °C
Ambient temperature (storage/transport)	-25 °C ... 55 °C (For a short time, not exceeding 24 h, -60 to +70 °C)
Moisture, minimum (storage/transport)	30 %
Moisture, maximum (storage/transport)	70 %
Ambient temperature (assembly)	-5 °C ... 70 °C
Ambient temperature (actuation)	-5 °C ... 70 °C
Shock protection test specification	DIN EN 50274 (VDE 0660-514):2002-11
Back of the hand protection	guaranteed
Finger protection	guaranteed
Result of surge voltage test	Test passed
Surge voltage test setpoint	7.3 kV
Result of power-frequency withstand voltage test	Test passed
Power frequency withstand voltage setpoint	1.89 kV
Result of the test for mechanical stability of terminal points (5 x conductor connection)	Test passed
Result of bending test	Test passed
Bending test rotation speed	10 rpm
Bending test turns	135
Bending test conductor cross section/weight	0.14 mm ² / 0.2 kg
	1.5 mm ² / 0.4 kg
	2.5 mm ² / 0.7 kg
Tensile test result	Test passed
Conductor cross section tensile test	0.14 mm ²
Tractive force setpoint	10 N
Conductor cross section tensile test	1.5 mm ²
Tractive force setpoint	40 N
Conductor cross section tensile test	2.5 mm ²

Marshalling patchboard - FTMC 1,5/32-3 19Z - 3270351

Technical data

General

Tractive force setpoint	50 N
Result of tight fit on support	Test passed
Tight fit on carrier	NS 35
Setpoint	1 N
Result of voltage-drop test	Test passed
Requirements, voltage drop	≤ 3.2 mV
Result of temperature-rise test	Test passed
Short circuit stability result	Test passed
Conductor cross section short circuit testing	1.5 mm ²
Short-time current	0.18 kA
Conductor cross section short circuit testing	2.5 mm ²
Short-time current	0.3 kA
Result of thermal test	Test passed
Ageing test for screwless modular terminal block temperature cycles	192
Proof of thermal characteristics (needle flame) effective duration	30 s
Result of aging test	Test passed
Oscillation, broadband noise test result	Test passed
Test specification, oscillation, broadband noise	DIN EN 50155 (VDE 0115-200):2008-03
Test spectrum	Service life test category 1, class B, body mounted
Test frequency	f ₁ = 5 Hz to f ₂ = 150 Hz
ASD level	0.964 (m/s ²) ² /Hz
Acceleration	0.58 g
Test duration per axis	5 h
Test directions	X-, Y- and Z-axis
Shock test result	Test passed
Test specification, shock test	DIN EN 50155 (VDE 0115-200):2008-03
Shock form	Half-sine
Acceleration	5g
Shock duration	30 ms
Number of shocks per direction	3
Test directions	X-, Y- and Z-axis (pos. and neg.)
Relative insulation material temperature index (Elec., UL 746 B)	130 °C
Temperature index of insulation material (DIN EN 60216-1 (VDE 0304-21))	125 °C
Static insulating material application in cold	-60 °C
Surface flammability NFPA 130 (ASTM E 162)	passed
Specific optical density of smoke NFPA 130 (ASTM E 662)	passed
Smoke gas toxicity NFPA 130 (SMP 800C)	passed
Calorimetric heat release NFPA 130 (ASTM E 1354)	27,5 MJ/kg
Fire protection for rail vehicles (DIN EN 45545-2) R22	HL 1 - HL 3
Fire protection for rail vehicles (DIN EN 45545-2) R23	HL 1 - HL 3

Marshalling patchboard - FTMC 1,5/32-3 19Z - 3270351

Technical data

General

Fire protection for rail vehicles (DIN EN 45545-2) R24	HL 1 - HL 3
Fire protection for rail vehicles (DIN EN 45545-2) R26	HL 1 - HL 3

Dimensions

Width	44 mm
Length	111 mm
Height	30 mm

Connection data

Connection method	Push-in connection
Stripping length	8 mm ... 10 mm
Connection in acc. with standard	IEC 60947-7-1
Conductor cross section solid min.	0.14 mm ²
Conductor cross section solid max.	2.5 mm ²
Conductor cross section AWG min.	26
Conductor cross section AWG max.	14
Conductor cross section flexible min.	0.14 mm ²
Conductor cross section flexible max.	1.5 mm ²
Min. AWG conductor cross section, flexible	26
Max. AWG conductor cross section, flexible	14
Conductor cross section flexible, with ferrule without plastic sleeve min.	0.14 mm ²
Conductor cross section flexible, with ferrule without plastic sleeve max.	1.5 mm ²
Conductor cross section flexible, with ferrule with plastic sleeve min.	0.14 mm ²
Conductor cross section flexible, with ferrule with plastic sleeve max.	1.5 mm ²
Conductor cross section solid min.	0.34 mm ²
Conductor cross section solid max.	2.5 mm ²
Conductor cross section flexible, with ferrule without plastic sleeve min.	0.34 mm ²
Conductor cross section flexible, with ferrule without plastic sleeve max.	1.5 mm ²
Conductor cross section flexible, with ferrule with plastic sleeve min.	0.34 mm ²
Conductor cross section flexible, with ferrule with plastic sleeve max.	1.5 mm ²
Internal cylindrical gage	A1

Standards and Regulations

Connection in acc. with standard	IEC 60947-7-1
Flammability rating according to UL 94	V0

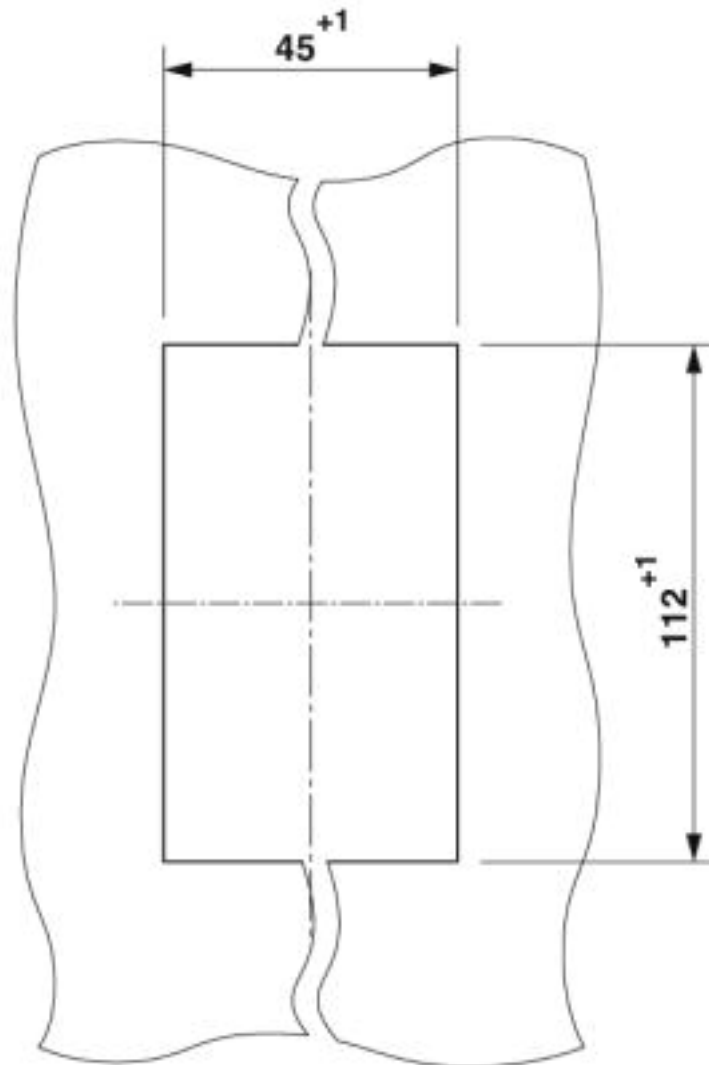
Environmental Product Compliance

China RoHS	Environmentally friendly use period: unlimited = EFUP-e
	No hazardous substances above threshold values

Drawings

Marshalling patchboard - FTMC 1,5/32-3 19Z - 3270351

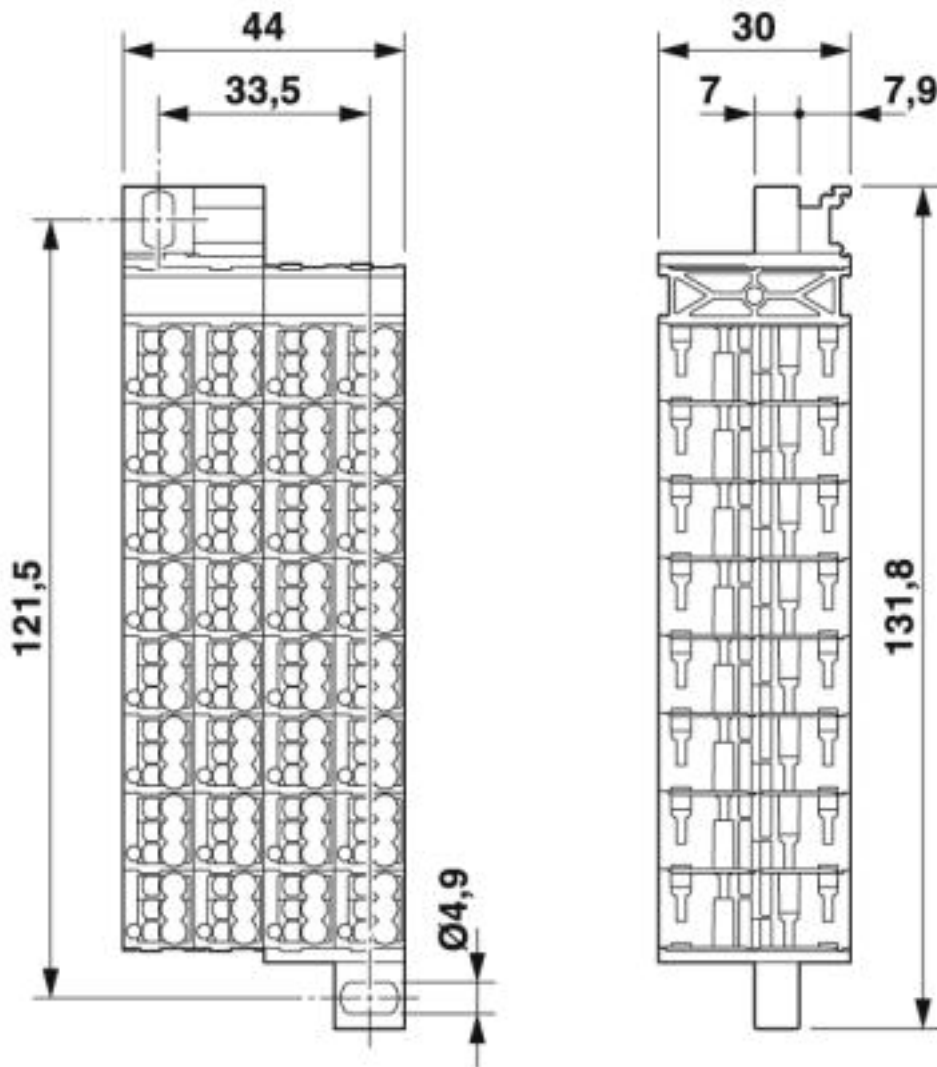
Dimensional drawing



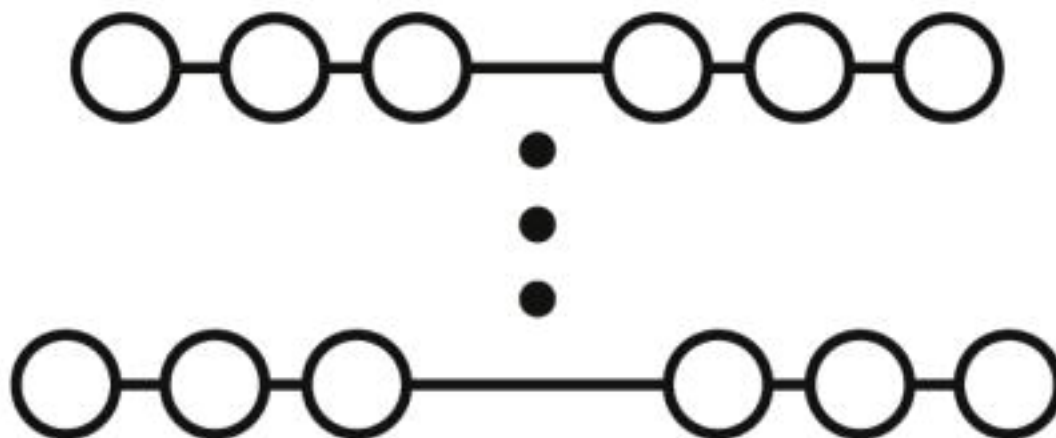
Panel cutout

Marshalling patchboard - FTMC 1,5/32-3 19Z - 3270351

Dimensional drawing



Circuit diagram



Marshalling patchboard - FTMC 1,5/32-3 19Z - 3270351

Classifications

eCl@ss

eCl@ss 10.0.1	27141120
eCl@ss 4.0	27141100
eCl@ss 4.1	27141100
eCl@ss 5.0	27141100
eCl@ss 5.1	27141100
eCl@ss 6.0	27141100
eCl@ss 7.0	27141120
eCl@ss 8.0	27141120
eCl@ss 9.0	27141120

ETIM

ETIM 5.0	EC000897
ETIM 6.0	EC000897
ETIM 7.0	EC000897

UNSPSC

UNSPSC 13.2	39121410
UNSPSC 18.0	39121410
UNSPSC 19.0	39121410
UNSPSC 20.0	39121410
UNSPSC 21.0	39121410

Approvals


Approvals

Approvals

CSA / UL Recognized / cUL Recognized / EAC / EAC / cULus Recognized

Ex Approvals

Approval details

CSA		http://www.csagroup.org/services-industries/product-listing/	13631
	B	C	D
Nominal voltage UN	300 V	300 V	300 V
Nominal current IN	10 A	10 A	10 A
mm ² /AWG/kcmil	24-16	24-16	24-16

Marshalling patchboard - FTMC 1,5/32-3 19Z - 3270351

Approvals

UL Recognized		http://database.ul.com/cgi-bin/XYV/template/LISEXT/1FRAME/index.htm	FILE E 60425
	B	C	
Nominal voltage UN	300 V	300 V	
Nominal current IN	10 A	10 A	
mm ² /AWG/kcmil	24-16	24-16	

cUL Recognized		http://database.ul.com/cgi-bin/XYV/template/LISEXT/1FRAME/index.htm	FILE E 60425
	B	C	
Nominal voltage UN	300 V	300 V	
Nominal current IN	10 A	10 A	
mm ² /AWG/kcmil	24-16	24-16	

EAC		RU C- DE.A*30.B.01742
-----	--	--------------------------

EAC		RU C- DE.BL08.B.00682
-----	--	--------------------------

cULus Recognized	
------------------	--

Accessories

Accessories

Bridge

Wire bridge - DB 50- 90 BU - 2821180

Wire bridge, color: blue



Marshalling patchboard - FTMC 1,5/32-3 19Z - 3270351

Accessories

Wire bridge - DB 50- 90 BK - 2820916

Wire bridge, color: black



Wire bridge - DB 50- 90 GY - 2820929



Wire bridge - DB 50- 90 RD - 2864639

Wire bridge, color: red



Insulating sleeve

Insulating sleeve - MPS-IH WH - 0201663

Insulating sleeve, color: white



Insulating sleeve - MPS-IH RD - 0201676

Insulating sleeve, color: red



Marshalling patchboard - FTMC 1,5/32-3 19Z - 3270351

Accessories

Insulating sleeve - MPS-IH BU - 0201689

Insulating sleeve, color: blue



Insulating sleeve - MPS-IH YE - 0201692

Insulating sleeve, color: yellow



Insulating sleeve - MPS-IH GN - 0201702

Insulating sleeve, color: green



Insulating sleeve - MPS-IH GY - 0201728

Insulating sleeve, color: gray



Insulating sleeve - MPS-IH BK - 0201731

Insulating sleeve, color: black



Mounting material

Marshalling patchboard - FTMC 1,5/32-3 19Z - 3270351

Accessories

Flange cover - DF-PTMC-O - 3270400



Flange cover, for direct mounting on top and for accommodating the marking, length: 30 mm, width: 22 mm, height: 13 mm, color: gray

Flange cover - DF-PTMC-U - 3270401



Flange cover, for direct mounting below, length: 29.1 mm, width: 22 mm, height: 12.8 mm, color: gray

Adapter - DF-PTMC-NS - 3270403



Adapter, for mounting on a DIN rail, length: 64 mm, width: 22 mm, color: gray

Marker adapter - DF-PTMC-ZB - 3270410



Marker adapter, for direct mounting on top and for accommodating the marking, length: 30 mm, width: 11 mm, height: 13 mm, color: gray

Screwdriver tools

Screwdriver - SZF 0-0,4X2,5 - 1204504



Actuation tool, for ST terminal blocks, also suitable for use as a bladed screwdriver, size: 0.4 x 2.5 x 75 mm, 2-component grip, with non-slip grip

Marshalling patchboard - FTMC 1,5/32-3 19Z - 3270351

Accessories

Actuation tool - ST-BW 0 - 1200135



Actuation tool, for all 1.5 mm² spring cages from PT 1,5/S and FT 1,5/S

Test plug terminal block

Reducing plug - RPS - 0201647



Reducing plug, color: gray

Test plugs - MPS-MT - 0201744



Test plugs, with solder connection up to 1 mm² conductor cross section, color: gray