

# Product data sheet

Specifications



## Harmony Analog, Isolated analog converter, 0...10 V or 4...20 mA to 0...10 V or 4...20 mA

RMCN22BD

### Main

Range of product	Harmony Analog
Product or component type	Voltage/current converter
Analogue input type	Current 4...20 mA Voltage 0...10 V DC
Analogue output type	Current 4...20 mA $\leq$ 500 Ohm by cabling Voltage 0...10 V $\geq$ 100 kOhm by cabling

### Complementary

Protection type	Short-circuit protection on output Overvoltage protection on output (+/- 30 V) Reverse polarity protection on output
Abnormal analogue output voltage	-15...0 V no input or input wire broken
Abnormal analogue output current	4...30 mA no input or input wire broken
[Us] rated supply voltage	24 V DC +/- 20 %, non isolated
Current consumption	$\leq$ 40 mA for voltage output $\leq$ 60 mA for current output
Local signalling	LED (green) for power ON
Measurement error	+/- 10 % of full scale at 20 °C (electromagnetic interference of 10 V/m) +/- 1 % of full scale at 20 °C
Repeat accuracy	+/- 0.2 % full scale at 20 °C +/- 0.6 % full scale at 60 °C
Temperature coefficient	200 ppm/°C
Clamping connection capacity	1 x 2.5 mm <sup>2</sup> 2 x 1.5 mm <sup>2</sup>
Tightening torque	0.6...1.1 N.m
Marking	CE
Surge withstand	0.5 kV during 1.2/50 $\mu$ s conforming to IEC 61000-4-5
[Ui] rated insulation voltage	2 kV
Fixing mode	By screws (mounting plate) Clip-on (35 mm symmetrical DIN rail)
Safety reliability data	MTTFd = 73.2 years B10d = 67582
Net weight	0.12 kg

## Environment

Standards	IEC 60584-1 IEC 60947-1
Product certifications	GL CSA UL
IP degree of protection	IP20 (terminal block) IP50 (housing)
Fire resistance	850 °C conforming to IEC 60695-2-1 850 °C conforming to UL
Shock resistance	50 gn for 11 ms conforming to IEC 60068-2-27
Vibration resistance	5 gn (f= 10...100 Hz) conforming to IEC 60068-2-6
Resistance to electrostatic discharge	6 kV (in contact) conforming to IEC 61000-4-2 level 3 8 kV (in air) conforming to IEC 61000-4-2 level 3
Resistance to fast transients	1 kV (on input-output) conforming to IEC 61000-4-4 2 kV (on power supply) conforming to IEC 61000-4-4
Disturbance radiated/ conducted	CISPR 22 group 1 - class B CISPR 11
Ambient air temperature for storage	-40...85 °C
Ambient air temperature for operation	0...50 °C mounting side by side 0...60 °C 2 cm spacing
Pollution degree	2 conforming to IEC 60664-1

## Packing Units

Unit Type of Package 1	PCE
Number of Units in Package 1	1
Package 1 Weight	103.0 g
Package 1 Height	2.7 cm
Package 1 width	8.2 cm
Package 1 Length	8.5 cm

## Offer Sustainability

Sustainable offer status	Green Premium product
REACH Regulation	<a href="#">REACH Declaration</a>
EU RoHS Directive	Pro-active compliance (Product out of EU RoHS legal scope) <a href="#">EU RoHS Declaration</a>
Mercury free	Yes
RoHS exemption information	<a href="#">Yes</a>
China RoHS Regulation	<a href="#">China RoHS declaration</a>
Environmental Disclosure	<a href="#">Product Environmental Profile</a>
Circularity Profile	<a href="#">End of Life Information</a>
WEEE	The product must be disposed on European Union markets following specific waste collection and never end up in rubbish bins
California proposition 65	WARNING: This product can expose you to chemicals including: Nickel compounds, which is known to the State of California to cause cancer, and Di-isodecyl phthalate (DIDP), which is known to the State of California to cause birth defects or other reproductive harm. For more information go to <a href="http://www.P65Warnings.ca.gov">www.P65Warnings.ca.gov</a>

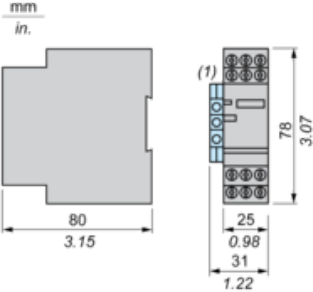
## Contractual warranty

Warranty	18 months
----------	-----------

**Analog Interface (Converter)**

---

**Dimensions**

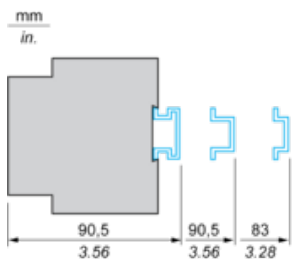


(1) Terminal block AB1TP435U or AB1RRNTP435U2

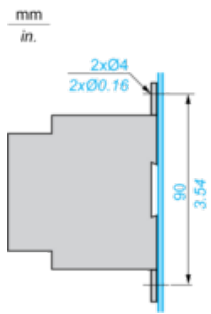
**Mounting**

---

**Mounting on Rails AM1•••••**



**Panel Mounting**

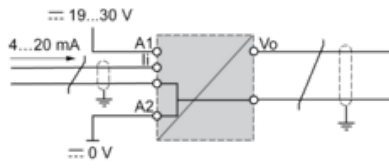


Analog Interface: Voltage/Current Converter

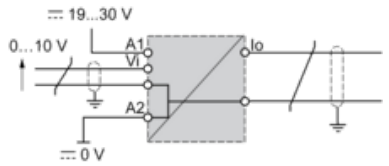
---

Wiring Diagrams

Current input signal



Voltage input signal



The input, output and power supply lines must be kept away from the power cables to avoid effects due to induced interference.  
The supply, input and output cables must be shielded as indicated in the schemes and must be kept away from each other.