
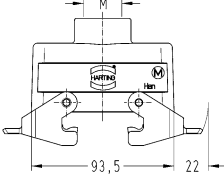
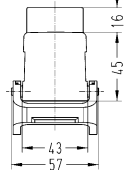

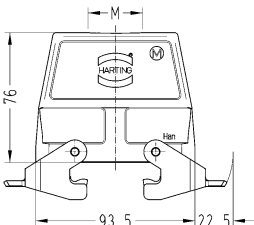
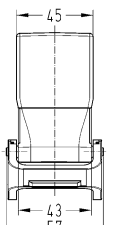

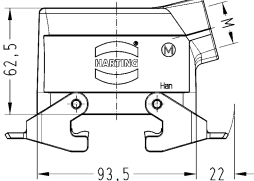
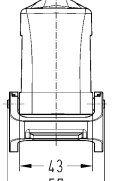




HARTING standard hoods and housings for industrial connectors
 Double locking lever (revers)

| Identification | Cable entry | Part number | | Drawing (dimensions in mm) | |
|--|----------------------------|----------------------------------|----------------------------------|--|--|
| | | Low construction | High construction | | |
| Han® B , Hoods, Top entry, Han-Easy Lock®  | 1x M25 1x M32 1x M40 | 19 30 016 1431 19 30 016 1432 | 19 30 016 0437 19 30 016 0438 |   | |
| Han® B , Hoods, Flat cable entry, Top entry, Han-Easy Lock®  | | | 09 30 016 4431 |   | |
| Han® B , Hoods, Side entry, Han-Easy Lock®  | 1x M25 1x M32 1x M40 | 19 30 016 1531 | 19 30 016 0537 19 30 016 0538 |   | |

Housings