

Product datasheet

Specifications



15w Industrial FPM, Harmony FP6, FWXGA, 16M colors, PCAP Multi Touch (2 points) with optimized noise filter, DVI, USB Type B, 24V DC

HMIFP6700WCD

EAN Code: 3606481808271

Main

Range of product	Harmony FP6
Product or component type	Touch panel screen

Complementary

Display size	15.6 inch
Aspect ratio	16:9
Display resolution	1366 x 768 pixels FWXGA
Display colour	16 million colours
Pixel resolution	1366 x 768
Backlight lifespan	50000 hours at 25 °C
[Us] rated supply voltage	24 V DC
Integrated connection type	DVI-D video port USB type B USB 2.0
Inrush current	30 A
Power consumption in W	20.0 W
Type of cooling	Natural
Device mounting	Panel mounting Direct mounting VESA
Display type	LED
Touch panel	Multi-touch projected capacitive technology (PCT)
Cut-out dimensions	394 (+ 1/- 0) x 250 (+ 1/- 0) mm
Width	408 mm
Depth	67.5 mm
Height	264 mm
Net weight	5.3 kg

Environment

IP degree of protection	IP66f IP67f Type 1 Type 4X Type 12 Type 13
Ambient air temperature for operation	0...55 °C

Pollution degree	2
Vibration resistance	1 gn (f = 5...9 Hz) - single amplitude - conforming to IEC 61131-2 1 gn (f = 9...150 Hz) - fixed amplitude - conforming to IEC 61131-2 1 gn - X, Y, Z directions for 10 cycles (approx. 100 min) - conforming to IEC 61131-2
Standards	CE FCC part 15 UL 61010-2-201 CSA C22.2 No 61010-2-201
Product certifications	RCM KC UKCA DNV (except 22" wide display) ATEX zone 2 ATEX zone 22 dust CULus Class 1 Division 2 IECEX zone 2 (DC model, front USB cover must be locked with screw) IECEX zone 22 (DC model, front USB cover must be locked with screw)
Ambient air temperature for storage	-20...60 °C
Operating altitude	2000 m
Shock resistance	147 m/s ² conforming to IEC 61131-2 147 m/s ² 3 shocks in each direction X, Y and Z
Electromagnetic compatibility	Electrostatic discharge immunity test 6 kV contact discharge conforming to IEC 61000-4-2 level 3 Electrostatic discharge immunity test 8 kV air discharge conforming to IEC 61000-4-2 level 3 Electrical fast transient/burst immunity test 2 kV power ports conforming to IEC 61000-4-4 Electrical fast transient/burst immunity test 1 kV signal ports conforming to IEC 61000-4-4

Packing Units

Unit Type of Package 1	PCE
Number of Units in Package 1	1
Package 1 Height	15 cm
Package 1 Width	55 cm
Package 1 Length	82 cm
Package 1 Weight	4.68 kg

Contractual warranty

Warranty (in months)	18
-----------------------------	----



Environmental Data

Schneider Electric aims to achieve Net Zero status by 2050 through supply chain partnerships, lower impact materials, and circularity via our ongoing “Use Better, Use Longer, Use Again” campaign to extend product lifetimes and recyclability.

[Environmental Data explained >](#)

[How we assess product sustainability >](#)

Environmental footprint

Total lifecycle Carbon footprint 1204

Environmental Disclosure [Product Environmental Profile](#)

Use Better

Materials and Substances

F-gas free Only air and vacuum used for insulation / breaking, no F-gas including SF6

Packaging made with recycled cardboard Yes

Packaging without single use plastic No

[EU RoHS Directive](#) Pro-active compliance (Product out of EU RoHS legal scope)

SCIP Number 3e485f57-089b-461f-87ef-eb75768c4245

REACH Regulation [REACH Declaration](#)

Halogen-free status Product contains halogen above thresholds

PVC free No

Silicone-free No

Use Longer

Lifetime extension

Repair No

Use Again

Repack and remanufacture

End of life manual availability [End of Life Information](#)

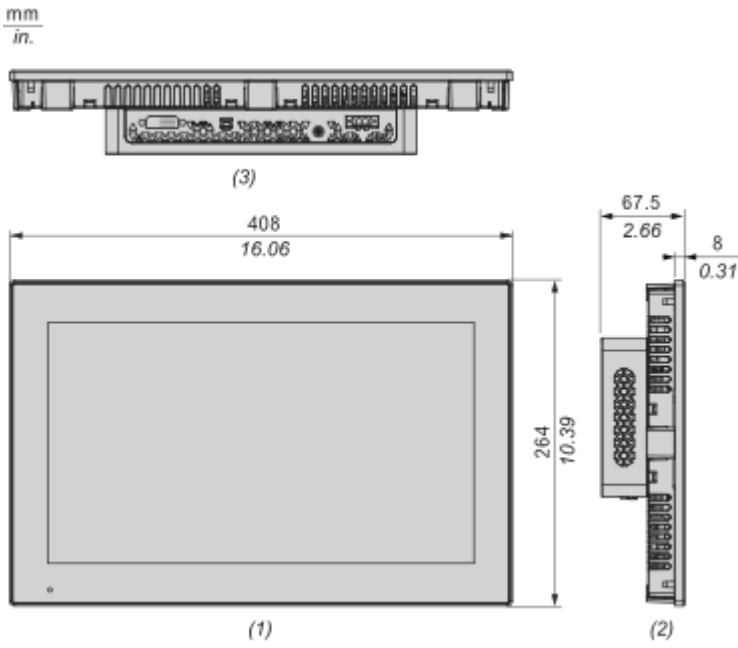
Take-back No

WEEE Label The product must be disposed on European Union markets following specific waste collection and never end up in rubbish bins

Dimensions Drawings

Dimensions

External Dimensions

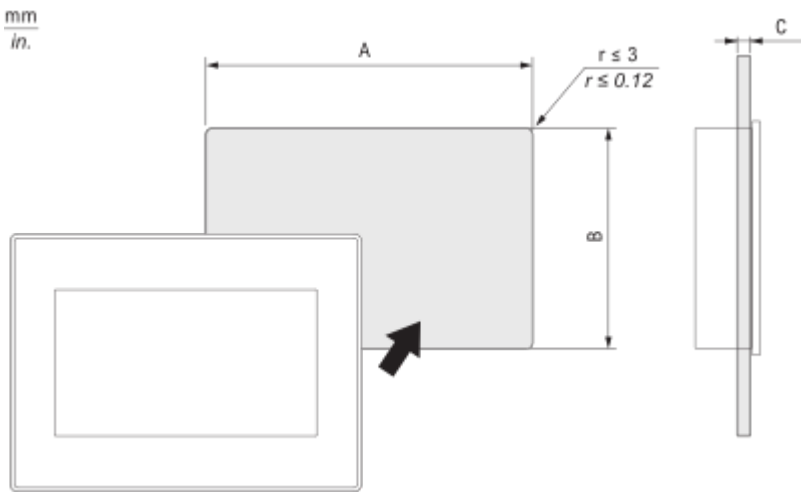


- (1): Front
- (2): Left
- (3): Bottom

Connections and Schema

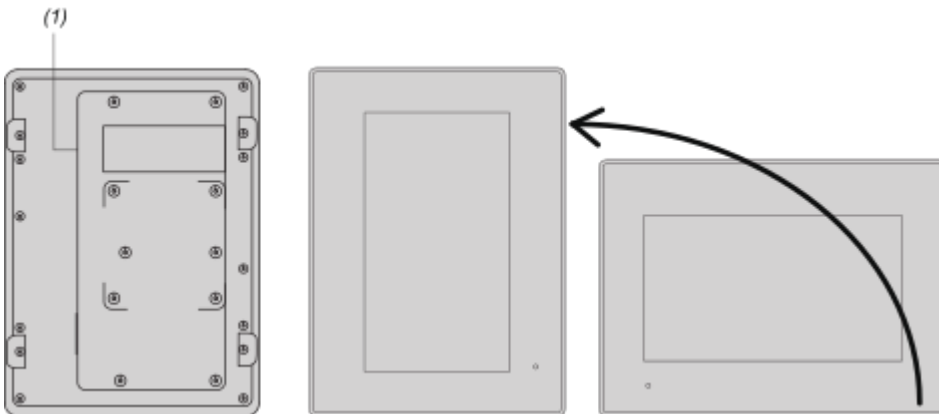
Mounting

Panel Cut Dimension



A		B		C	
mm	in.	mm	in.	mm	in.
394 (+1, -0)	15.51 (+0.04, -0)	250 (+1, -0)	9.84 (+0.04, -0)	1.6...5	0.06...0.2

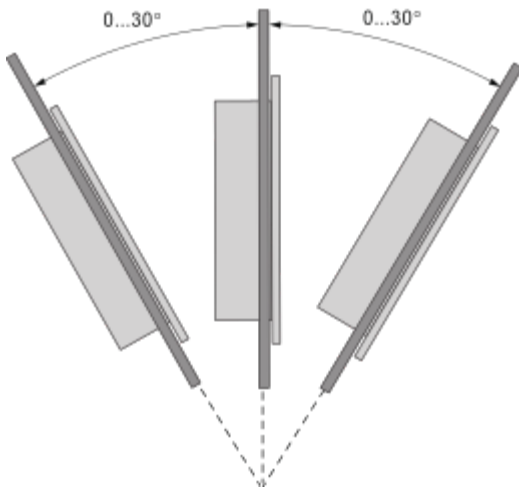
Mounting Orientation



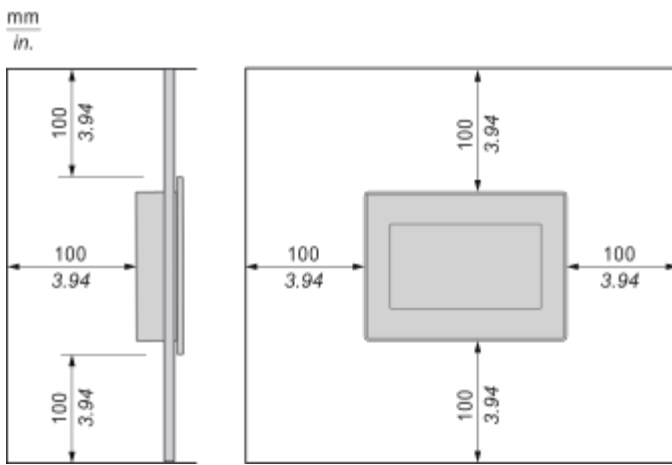
(1): Power connector

Note: For portrait orientation mounting, make sure the screen editing software supports the function.

Mounting Angle



Clearance



Technical Illustration

Dimensions

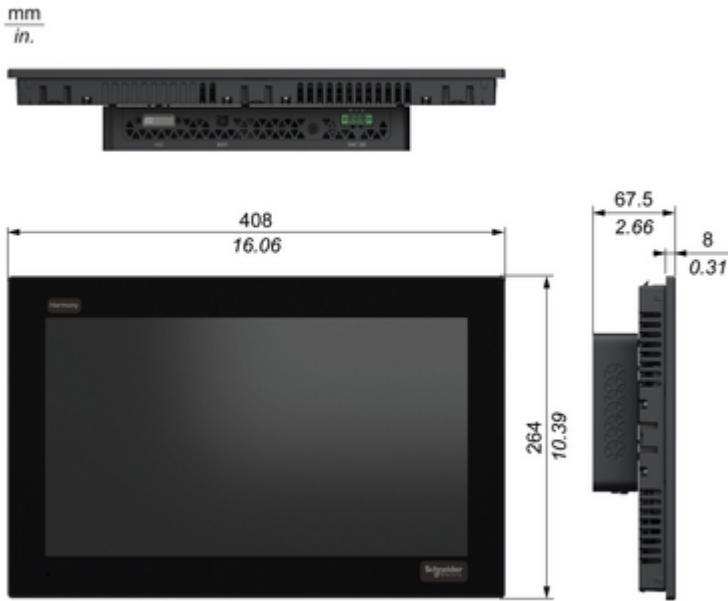


Image of product / Alternate images

Alternative





