


Terminal adapter - HC-D 40-A-UT-PER-F - 1584279


Please be informed that the data shown in this PDF Document is generated from our Online Catalog. Please find the complete data in the user's documentation. Our General Terms of Use for Downloads are valid (<http://phoenixcontact.com/download>)



HEAVYCON terminal adapter female insert, D40 series, 40-pos., left protective conductor connection for the right side of the control cabinet, screw connection



Key Commercial Data

Packing unit	1 pc
GTIN	 4 0 4 6 3 5 6 1 4 2 3 4 2
GTIN	4046356142342

Technical data

Dimensions

Drill hole distance, horizontal	77.5 mm
Height	129.9 mm

Ambient conditions

Ambient temperature (operation)	-40 °C ... 125 °C
---------------------------------	-------------------

Electrical characteristics

Number of positions	40
Connection in acc. with standard	IEC / EN
Rated voltage (III/3)	250 V
Rated surge voltage	4 kV
Rated current	10 A

Mechanical characteristics

Type	B16
Connection technology	Screw connection
Tightening torque	0.5 Nm ... 0.8 Nm
Stripping length of the individual wire	10 mm
Conductor cross section	0.5 mm ² ... 2.5 mm ²

Terminal adapter - HC-D 40-A-UT-PER-F - 1584279

Technical data

Mechanical characteristics

Connection cross section AWG	22 ... 12
------------------------------	-----------

General

Note	For HEAVYCON-ADVANCE mounting flange and HEAVYCON panel mounting base of B16 type
	Connectors may be operated only when there is no load/voltage.
Contact material	Copper alloy
Contact surface material	Ag
Contact carrier material	PA
Standards/regulations	PA: Fire protection in rail vehicles - requirement sets R22 and R23 acc. to DIN EN 45545-2 (Risk level HL1 - HL2)
	PA: Fire protection in rail vehicles - requirement set R24 acc. to DIN EN 45545-2 (Risk level HL1 - HL3)
Degree of pollution	3
Overvoltage category	III
Flammability rating according to UL 94	V0
Connection in acc. with standard	IEC / EN
Assembly instructions	To ensure correct use, installation in housing with IP54 protection or better is required
	Not for HC-EVO panel mounting bases
Assembly note	Connectors may be plugged in only when there is no load/voltage. Not for HC-B 16-AMQ-EMV housings

Standards and Regulations

Constructional and testing regulations	DIN EN 61984
	DIN EN 60664
	IEC 60352
Standards/regulations	PA: Fire protection in rail vehicles - requirement sets R22 and R23 acc. to DIN EN 45545-2 (Risk level HL1 - HL2)
	PA: Fire protection in rail vehicles - requirement set R24 acc. to DIN EN 45545-2 (Risk level HL1 - HL3)

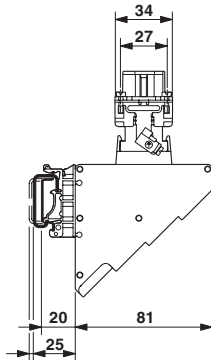
Environmental Product Compliance

China RoHS	Environmentally friendly use period: unlimited = EFUP-e
	No hazardous substances above threshold values

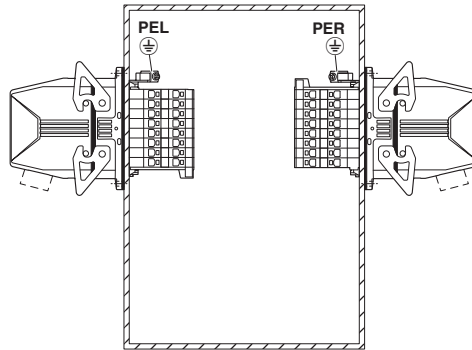
Drawings

Terminal adapter - HC-D 40-A-UT-PER-F - 1584279

Dimensional drawing



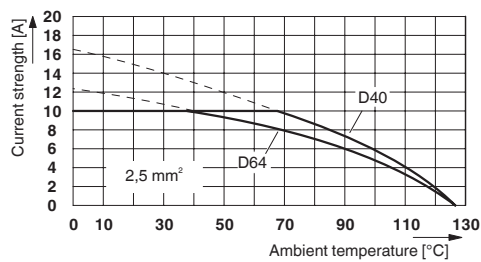
Application drawing



Dimensional drawing, side view

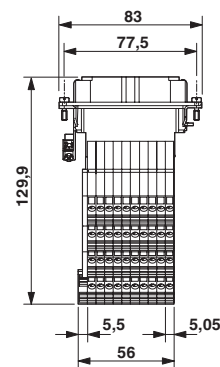
Mounting position PE connection left/right (PEL/PER)

Diagram



Derating diagram for 2.5 mm²

Dimensional drawing



Dimensional drawing

Classifications

eCl@ss

eCl@ss 10.0.1	27440222
eCl@ss 11.0	27440222
eCl@ss 4.0	27140800
eCl@ss 4.1	27140800
eCl@ss 5.0	27143400
eCl@ss 5.1	27261200
eCl@ss 6.0	27261200
eCl@ss 7.0	27440205
eCl@ss 9.0	27440222

ETIM

ETIM 3.0	EC000438
ETIM 4.0	EC000438
ETIM 6.0	EC000438

Terminal adapter - HC-D 40-A-UT-PER-F - 1584279

Classifications

ETIM

ETIM 7.0	EC000438
----------	----------

UNSPSC

UNSPSC 6.01	30211923
UNSPSC 7.0901	39121522
UNSPSC 11	39121522
UNSPSC 12.01	39121522
UNSPSC 13.2	39121421
UNSPSC 18.0	39121522
UNSPSC 19.0	39121522
UNSPSC 20.0	39121522
UNSPSC 21.0	39121522

Approvals


Approvals


Approvals

CSA / UL Recognized / EAC / UL Recognized

Ex Approvals

Approval details

CSA		http://www.csagroup.org/services-industries/product-listing/	13631
Nominal voltage UN		600 V	
Nominal current IN		7 A	
mm ² /AWG/kcmil		14	

UL Recognized		http://database.ul.com/cgi-bin/XYV/template/LISEXT/1FRAME/index.htm	E118976
Nominal voltage UN		600 V	
Nominal current IN		7 A	
mm ² /AWG/kcmil		14	

Terminal adapter - HC-D 40-A-UT-PER-F - 1584279

Approvals

EAC		RU C- DE.AI30.B.01102
-----	--	--------------------------

UL Recognized		http://database.ul.com/cgi-bin/XYV/template/LISEXT/1FRAME/index.htm	E468743
---------------	--	---	---------

Accessories

Accessories

Coding element

Coding element - HC-CST - 1676857



Coding peg for coding up to 16 connectors

Coding element - HC-CBU - 1676860



Coding socket for coding up to 16 connectors

Coding bolt - HC-CB - 1772722



Coding pin, prevents mismatching of up to six connectors with an identical number of positions

Mounting material

Foot element - HC-KA-FE - 1775240



Foot element, for mounting on DIN rail NS 32, DIN rail NS 35/7.5 or DIN rail NS 35/15, can be inserted between basic and side element

Terminal adapter - HC-D 40-A-UT-PER-F - 1584279

Accessories

Locking screw barrel - HC-VSH - 1660083



Locking screw barrel, for a firm connection of contact inserts and DIN-rail mountable terminal adapters

Screw - HC-B-PES - 1604997



PE screw, for contact inserts HC-B / HC-BB / HC-DD / HC-D40 / HC-D64

PE multiplier - HC-B-3PE - 1644326



PE multiplier, for 3 PE connections, for HC-B / HC-BB / HC-DD / HC-D40 / HC-D64 contact inserts

Terminal marking

Zack marker strip - ZB 5 :UNBEDRUCKT - 1050004



Zack marker strip, Strip, white, unlabeled, can be labeled with: PLOTMARK, CMS-P1-PLOTTER, mounting type: snapped, for terminal block width: 5.2 mm, lettering field size: 5.1 x 10.5 mm, Number of individual labels: 10

Additional products

Contact insert - HC-D 40-I-CT-M - 1584415



HEAVYCON male insert, D40 series, 40-pos., crimp connection

Phoenix Contact 2022 © - all rights reserved
<http://www.phoenixcontact.com>

PHOENIX CONTACT GmbH & Co. KG
Flachmarktstr. 8
32825 Blomberg
Germany
Tel. +49 5235 300
Fax +49 5235 3 41200
<http://www.phoenixcontact.com>