



Connectors > RF Connectors > Coax Connectors



RF Interface: **SMA**

RF Connector Style: **Plug**

RF Connector Mated Outer Diameter (Approximate): **6.35 mm [.25 in]**

Impedance: **50 Ω**

Compatible With RF Cable Type: **RG 142, RG 223, RG 400, RG 55**

Features

Product Type Features

Connector Seal & Plug Type	Gasket
Connector Product Type	Connector Assembly
RF Interface	SMA
RF Connector Style	Plug
Compatible With RF Cable Type	RG 142, RG 223, RG 400, RG 55
Connector System	Cable-to-Cable
Sealable	Yes
Connector & Contact Terminates To	Wire & Cable

Configuration Features

Number of Positions	1
Number of Coaxial Contacts	1

Electrical Characteristics

Impedance	50 Ω
-----------	------

Body Features

Cable Connector Orientation	Right Angle
Body Material	Stainless Steel
Body Material Finish	Passivated

Contact Features

Ferrule Plating Material	Gold
--------------------------	------



Ferrule Material	Brass/Copper
Crimp Type	Hexagonal Crimping
RF Connector Contact Configuration	Captivated Contacts
RF Connector Center Contact Underplating Material	Nickel
RF Connector Center Contact Plating Material	Gold (Au)
RF Connector Center Contact Material	Beryllium Copper

Termination Features

Termination Method to Wire & Cable	Crimp
------------------------------------	-------

Mechanical Attachment

Connector Mounting Type	Cable Mount (Free-Hanging)
RF Contact Captivation Method	Epoxy

Dimensions

Product Length	16.9 mm[.665 in]
RF Connector Mated Outer Diameter (Approximate)	6.35 mm[.25 in]

Operation/Application

Operating Frequency	6 GHz
---------------------	-------

Packaging Features

Packaging Method	Carton
------------------	--------

Other

Additional Features	Shrink Tubing
Coupling Nut Base Material	Stainless Steel
Coupling Nut Plating Finish	Passivated
Dielectric Material	TFE Fluorocarbon

Product Compliance

For compliance documentation, visit the product page on TE.com>

EU RoHS Directive 2011/65/EU	Compliant with Exemptions
EU ELV Directive 2000/53/EC	Compliant with Exemptions
China RoHS 2 Directive MIIT Order No 32, 2016	Restricted Materials Above Threshold
EU REACH Regulation (EC) No. 1907/2006	Current ECHA Candidate List: JAN 2025 (247) Candidate List Declared Against: JAN 2022 (223)



SVHC > Threshold:
Pb (3.7% in Component Part)

Article Safe Usage Statements:
Do not eat, drink or smoke when using this product. Wash thoroughly after handling. Recycle if possible and dispose of the article by following all applicable governmental regulations relevant to your geographic location.

Halogen Content	BFR/CFR/PVC Free, but Br/Cl >900 ppm in other sources.
Solder Process Capability	Not applicable for solder process capability

Product Compliance Disclaimer

This information is provided based on reasonable inquiry of our suppliers and represents our current actual knowledge based on the information they provided. This information is subject to change. The part numbers that TE has identified as EU RoHS compliant have a maximum concentration of 0.1% by weight in homogenous materials for lead, hexavalent chromium, mercury, PBB, PBDE, DBP, BBP, DEHP, DIBP, and 0.01% for cadmium, or qualify for an exemption to these limits as defined in the Annexes of Directive 2011/65/EU (RoHS2). Finished electrical and electronic equipment products will be CE marked as required by Directive 2011/65/EU. Components may not be CE marked. Additionally, the part numbers that TE has identified as EU ELV compliant have a maximum concentration of 0.1% by weight in homogenous materials for lead, hexavalent chromium, and mercury, and 0.01% for cadmium, or qualify for an exemption to these limits as defined in the Annexes of Directive 2000/53/EC (ELV). Regarding the REACH Regulation, the information TE provides on SVHC in articles for this part number is based on the latest European Chemicals Agency (ECHA) 'Guidance on requirements for substances in articles' posted at this URL: <https://echa.europa.eu/guidance-documents/guidance-on-reach>

Also in the Series | SMA

Battery Holders(1)

Connector Adapters & Connector Savers(8)

Connector Caps & Covers(3)

Connector Hardware(2)

Connector Strain Relief(1)

RF Cable Assemblies(2)


Customers Also Bought



TE Part #NB15714001
RNF-150-1/4-0-SP



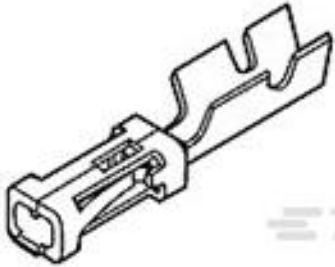
TE Part #208472-1
CMC PLUG ASSEMBLY,SZ 28



TE Part #34138
SPLICE, SOLIS, PARA, 12-10



TE Part #1532215-1
M83513/01-GN, MCKS-N1-B-51PS



TE Part #102548-6
MOD IV RECP LP



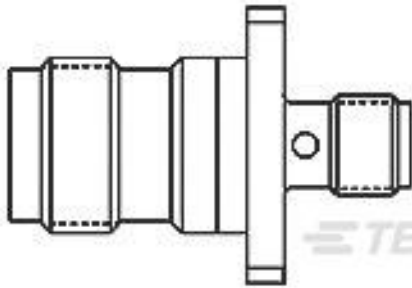
TE Part #51864
TERMINAL,PIDG R 16-14 6



TE Part #601038-000
D-602-55



TE Part #775210-000
S01-03-R



TE Part #1057841-1
3180 2242 00



TE Part #5-2198617-3
Pltd Plastic Backshell 25 way Str, KIT

Documents

CAD Files

3D PDF

3D

Customer View Model

ENG_CVM_CVM_1052072-1_A.2d_dxf.zip

English

Customer View Model

ENG_CVM_CVM_1052072-1_A.3d_igs.zip

English

Customer View Model

ENG_CVM_CVM_1052072-1_A.3d_stp.zip

English

By downloading the CAD file I accept and agree to the [Terms and Conditions](#) of use.

Datasheets & Catalog Pages

SMA Connectors

English

Instruction Sheets



Instruction Sheet (U.S.)

English