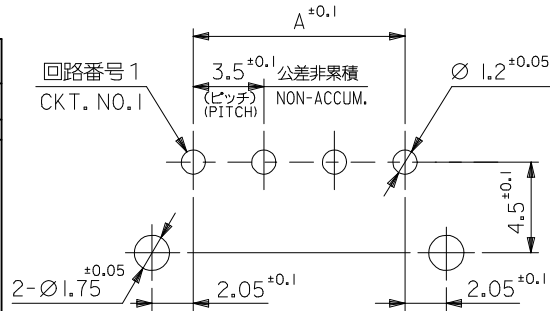
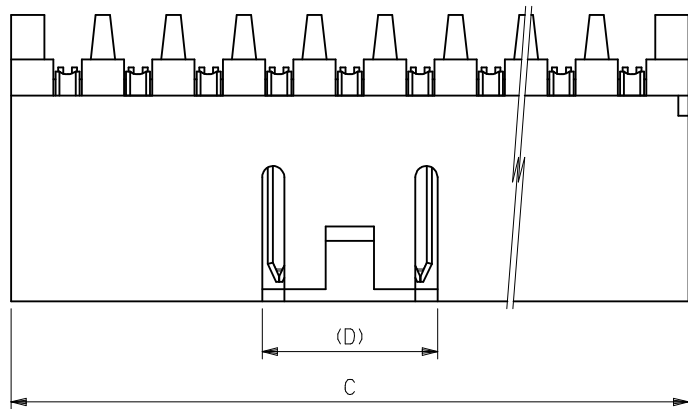


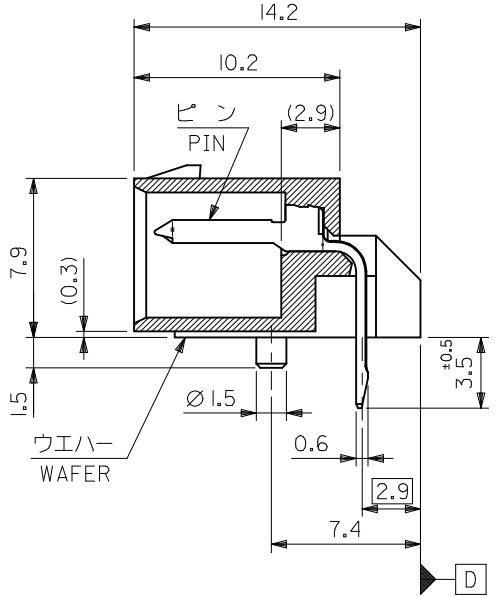
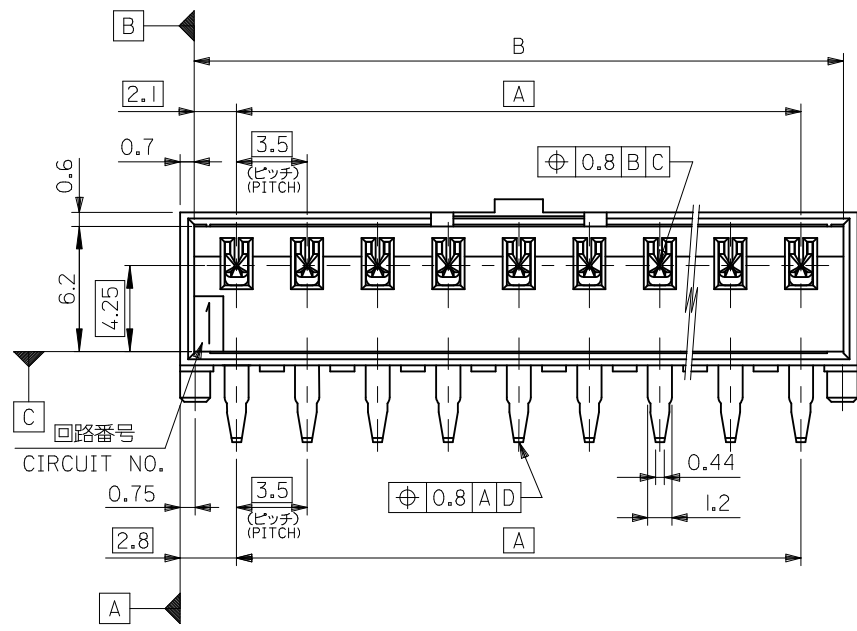
10 9 8 7 6 5 4 3 2 1



基板取付穴推奨寸法 (参考) (t=1.6)  
RECOMMENDED P.C. BOARD HOLE DIM. (REF.)

注記 NOTES

1. 嵌合相手 : 51067 シリーズ  
MATE WITH : 51067 SERIES
2. 材質  
MATERIAL  
ウエハー : PBTP (ガラス15%入り) 、UL94V-0  
WAFER : PBTP (G.F 15%) ,UL94V-0  
ピン : 黄銅、ニッケル下地 鍍メッキ (t=0.254)  
PIN : BRASS  
TIN OVER NICKEL PLATING (t=0.254)
3. 本製品は 53259- \*\*20 の鉛フリー品である。  
THIS PRODUCT IS LEAD FREE OF 53259-\*\*20.
4. メッキ仕様  
TERMINAL PLATING  
表面メッキ : スズメッキ 1μm MIN.  
SURFACE PLATE : TIN 1μm MIN.  
下地メッキ : ニッケルメッキ 1μm MIN.  
UNDER PLATE : NICKEL 1μm MIN.



8.7	54.6	53.2	49.0	53259-1529	15
	51.1	49.7	45.5	-1429	14
	47.6	46.2	42.0	-1329	13
	44.1	42.7	38.5	-1229	12
	40.6	39.2	35.0	-1129	11
	37.1	35.7	31.5	-1029	10
	33.6	32.2	28.0	-0929	9
	30.1	28.7	24.5	-0829	8
	26.6	25.2	21.0	-0729	7
	23.1	21.7	17.5	-0629	6
	19.6	18.2	14.0	-0529	5
8.7	16.1	14.7	10.5	-0429	4
6.1	12.6	11.2	7.0	-0329	3
6.1	9.1	7.7	3.5	53259-0229	2
(D)	C	B	A	TRAY PACKAGE	CKT. 極数
				ORDER No. オータ-番号	

REVISED EC NO: J2010-0817 DRWN:SKUROSE 2009/10/22 CHKD:KASAKAWA 2009/10/22 APPR:NIKI ITA 2009/10/22	GENERAL TOLERANCES (UNLESS SPECIFIED)		DIMENSION STYLE MM ONLY		SCALE 4:1		DESIGN UNITS METRIC		MODEL NO. 53259-**29		
	10 UNDER ±0.2		DRAWN BY T.UENO DATE 2004/04/22		TITLE 3.5 W/B CONN W.A. R/A -LEAD FREE-		THIRD ANGLE PROJECTION				
	10 OVER 30 UNDER ±0.25		CHECKED BY M.SASAO DATE 2004/04/22		MOLEX INCORPORATED		DOCUMENT NO. SD-53259-003		SHEET NO. 1 OF 1		
	30 OVER ±0.3		APPROVED BY M.SASAO DATE 2004/04/22		SEE TABLE		THIS DRAWING CONTAINS INFORMATION THAT IS PROPRIETARY TO MOLEX INCORPORATED AND SHOULD NOT BE USED WITHOUT WRITTEN PERMISSION				
MATERIAL 材料 注記参照 SEE NOTES		ANGULAR ±3 ° DRAFT WHERE APPLICABLE MUST REMAIN WITHIN DIMENSIONS		SIZE A3							