

Key features

Type:	Metal inline
Application:	Commercial/Industrial
Control options:	Speed control and humidity/PIR sensing



The Range

Inline duct systems have grown in popularity as a method of concealed ducted ventilation over the past two decades. The Xpelair XID inline range is engineered for trouble free operation and delivered complete with adjustable mounting bracket.

The practical, reliable fans are ideal for ducted applications in shops, schools, factories, offices, pubs, hotels, restaurants and kitchens. They are available in a variety of duct size diameters to suit any application.

The range is manufactured in zinc coated corrosion resistant sheet metal with 30mm long spigot connections for ease of connection to ductwork.

The range benefits from external rotor motor and impeller assemblies, whilst the connection box is easily accessible on top of the unit. The fan unit is speed controllable to offer flexibility and individual control.

A full choice of ventilation accessories is available to complement this range to design a complete system.

Models

Xpelair XID models

XID100	Ref. 90101AA
XID125	Ref. 90102AA
XID150	Ref. 90103AA
XID200	Ref. 90104AA
XID250	Ref. 90208AA
XID315	Ref. 90106AA

- Compact and robust zinc steel construction
- Pressure developing, centrifugal inline fans suitable for extract or intake applications
- Extra length 30mm spigots
- Can be mounted at any angle using the universal mounting bracket supplied
- External rotor motor - totally enclosed and lubricated for life
- Insulation Class F. Fitted with safety thermal overload protection - protected to IPX4
- Impeller is backward curved
- Supply voltage: 220-240V 50Hz

Controllers

Inline Fan Controller XIC1 Ref. 21858AW

- Slide switch provides fan On/Off control. Adjustable speed control for infinitely variable speeds. Complete with power 'On' indicator light



Remote Humidistat XRH

Ref. 21856AW

- Stand alone humidistat switches fan On/Off when RH reaches pre-set levels. Complete with pullcord override switch

Remote Time Controller DT20B

Ref. 21850AW

- User adjustable run on timer (2-20mins)

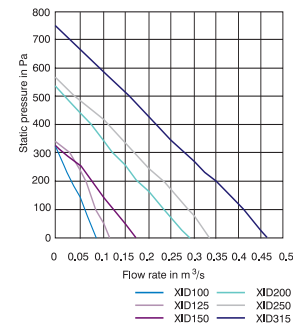
Passive Infrared Sensor XPIRA

Ref. 21871AA

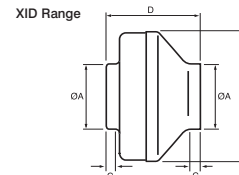
- Activates fan via body movement. Ideal for infrequently used public spaces
- Built in timer to prevent nuisance tripping

Typical Specifications on page 160.
Wiring Diagrams on page 171.

Performance



Dimensions

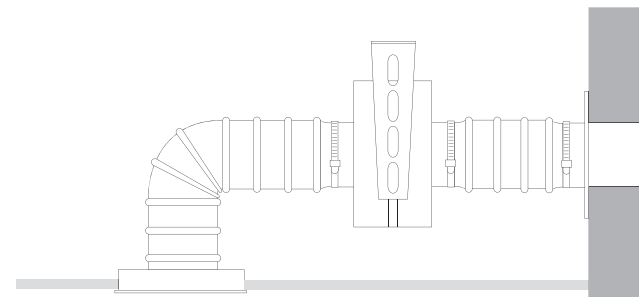


Model	Dimensions (mm)			
	ØA	B	C	D
XID100	97	320	30	240
XID125	123	320	30	240
XID150	147	360	30	250
XID200	197	404	35	250
XID250	247	404	35	260
XID315	312	444	40	260

Installation and Accessories

An extensive range of accessories are available to complete the installation of the Xpelair XID Range of inline centrifugal fans.

- Xflex FD
- Worm drive clips WDC
- Grille box GB
- Egg crate ceiling grille CG
- Ceiling diffuser grille DC
- Circular silencer SIL
- Inline duct heater IDH
- Air operated louvre shutter XLG
- Spigot plate SP
- Wall duct WD



Select the right product for your application

	XID100	XID125	XID150	XID200	XID250	XID315
Reference number	90101AA	90102AA	90103AA	90104AA	90208AA	90106AA
Spigot diameter (mm)	97	123	147	197	247	312
Extract performance (m³/s)						
0Pa	0.08	0.11	0.17	0.29	0.34	0.46
100Pa	0.06	0.09	0.12	0.23	0.29	0.41
200Pa	0.04	0.06	0.07	0.17	0.24	0.35
300Pa	0.01	0.03	0.02	0.12	0.17	0.28
400Pa				0.08	0.11	0.22
500Pa				0.02	0.04	0.16
600Pa						0.09
700Pa						0.03
Sound pressure level (dB(A)@3m)	55	53	58	61	60	65
Max electrical power rating (W)	85	85	99	157	194	244
Weight (kg)	2.5	2.5	3.7	5	5.6	6.5
Guarantee (years, UK)	3	3	3	3	3	3