



## Main

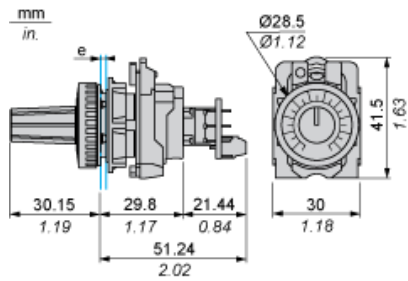
Range of product	Harmony XB5
Product or component type	Complete potentiometer
Device short name	XB5

## Complementary

Bezel material	Plastic
Mounting diameter	22 mm
Product compatibility	Ø 6 mm shaft
Sale per indivisible quantity	1
CAD overall width	30 mm
CAD overall height	42 mm
CAD overall depth	82 mm
Product weight	0.048 kg
Protective treatment	TH
Ambient air temperature for storage	-40...70 °C
Ambient air temperature for operation	-25...70 °C
Class of protection against electric shock	Class II IEC 60536
IP degree of protection	IP66 IEC 60529
NEMA degree of protection	NEMA 13 NEMA 4X
Resistance to high pressure washer	7000000 Pa 55 °C 0.1 m
IK degree of protection	IK03 IEC 50102
Standards	EN/IEC 60947-1 UL 508 CSA C22.2 No 14
Product certifications	BV CSA UL listed
Shape of signaling unit head	Round
Operator profile	Knurled knob with white
[Us] rated supply voltage	<= 30 V AC <= 42 V DC
Rated power in W	1 W 70 °C
Precision of internal conversion resistor	+/-10%
Potentiometer characteristics	Linear
Mechanical durability	50000 cycles
Ohmic value	47000 Ohm
Material	Cermet
Vibration resistance	5 gn 2...500 Hz IEC 60068-2-6
Shock resistance	30 gn 18 ms half sine wave acceleration IEC 60068-2-27 50 gn 11 ms half sine wave acceleration IEC 60068-2-27
Main group	Potentiometer

Group of product	Potentiometer knurled knob
Colour of marking	White
Compatibility code	XB5

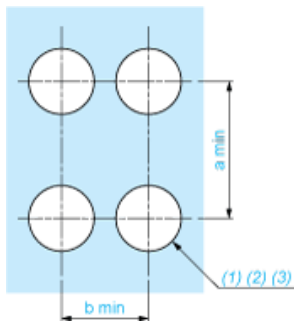
Dimensions



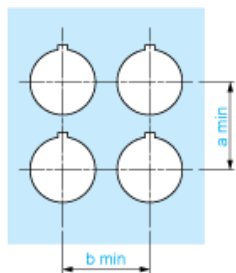
e: Panel thickness: 1 mm to 6 mm / 0.03 in. to 0.24 in.

Panel Cut-out for Pushbuttons, Switches and Pilot Lights (Finished Holes, Ready for Installation)

Connection by Screw Terminals or Plug-in Connectors

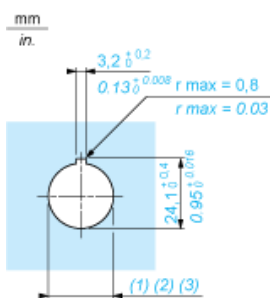


Connection by Faston Connectors



Connections	a in mm	a in in.	b in mm	b in in.
By screw clamp terminals or plug-in connector	40	1.57	30	1.18
By Faston connectors	45	1.77	32	1.26

Detail of Lug Recess



- (1) Diameter on finished panel or support
- (2) For selector switches and Emergency stop buttons, use of an anti-rotation plate type ZB5AZ902 is recommended.
- (3)  $\text{Ø}22.5 \text{ mm}$  recommended ( $\text{Ø}22.3 \text{ mm}^{+0.4}$ ) /  $\text{Ø}0.89 \text{ in.}$  recommended ( $\text{Ø}0.88 \text{ in.}^{+0.016}$ )