

MICTOR

TE Internal #: 1-1658013-3

PCB Mount Header, Vertical, Board-to-Board, 84 Position, .8 mm [.031 in] Centerline, Gold (Au), Surface Mount, Power & Signal, Black, Box / Tray

[View on TE.com >](#)



Connectors > PCB Connectors > PCB Headers & Receptacles



PCB Connector Type: **PCB Mount Header**

PCB Mount Orientation: **Vertical**

Connector System: **Board-to-Board**

Number of Positions: **84**

Centerline (Pitch): **.8 mm [.031 in]**

Features

Product Type Features

PCB Connector Type	PCB Mount Header
Connector System	Board-to-Board
Sealable	No
Connector & Contact Terminates To	Printed Circuit Board
Connector Product Type	Connector Assembly

Configuration Features

Connector Contact Load Condition	Differential Load
Board-to-Board Configuration	Parallel
Stackable	No
PCB Mount Orientation	Vertical
Number of Positions	84

Electrical Characteristics

Operating Voltage	125 VAC
Impedance	100 Ω



Insulation Resistance	2 MΩ
Dielectric Withstanding Voltage (Max)	675 VAC

Body Features

Primary Product Color	Black
-----------------------	-------

Contact Features

Mating Tab Width	.38 mm[.015 in]
PCB Contact Termination Area Plating Material Thickness	.25 μm[9.8425 μin]
Contact Shape & Form	Single Beam, Square
Contact Base Material	Phosphor Bronze
Mating Tab Thickness	.2 mm[.008 in]
PCB Contact Termination Area Plating Material	Gold
Contact Mating Area Plating Material	Gold (Au)
Contact Type	Pin
Contact Current Rating (Max)	1.25 A, 9.5 A

Termination Features

Rectangular Termination Post & Tail Width	.94 mm[.037 in]
Rectangular Termination Post & Tail Thickness	.2 mm[.008 in]
Termination Method to PCB	Surface Mount

Mechanical Attachment

Mating Retention	With
PCB Mount Alignment Type	Locating Posts
PCB Mount Retention	With
PCB Mount Alignment	With
Connector Mounting Type	Board Mount
Mating Alignment	Without

Housing Features

Housing Material	LCP (Liquid Crystal Polymer)
Centerline (Pitch)	.8 mm[.031 in]

Dimensions

Stack Height	5 mm[.197 in]
Connector Height	4.06 mm[.16 in]

Usage Conditions



Operating Temperature Range	-65 – 125 °C[-85 – 257 °F]
-----------------------------	----------------------------

Operation/Application

Assembly Process Feature	None
Circuit Application	Power & Signal

Industry Standards

UL Flammability Rating	UL 94V-0
------------------------	----------

Packaging Features

Packaging Quantity	42
Packaging Method	Box, Tray

Product Compliance

For compliance documentation, visit the product page on TE.com>

EU RoHS Directive 2011/65/EU	Compliant
EU ELV Directive 2000/53/EC	Compliant
China RoHS 2 Directive MIIT Order No 32, 2016	No Restricted Materials Above Threshold
EU REACH Regulation (EC) No. 1907/2006	Current ECHA Candidate List: JAN 2025 (247) Candidate List Declared Against: JAN 2025 (247) Does not contain REACH SVHC
Halogen Content	Low Halogen - Br, Cl, F, I < 900 ppm per homogenous material. Also BFR/CFR/PVC Free
Solder Process Capability	Reflow solder capable to 260°C

Product Compliance Disclaimer

This information is provided based on reasonable inquiry of our suppliers and represents our current actual knowledge based on the information they provided. This information is subject to change. The part numbers that TE has identified as EU RoHS compliant have a maximum concentration of 0.1% by weight in homogenous materials for lead, hexavalent chromium, mercury, PBB, PBDE, DBP, BBP, DEHP, DIBP, and 0.01% for cadmium, or qualify for an exemption to these limits as defined in the Annexes of Directive 2011/65/EU (RoHS2). Finished electrical and electronic equipment products will be CE marked as required by Directive 2011/65/EU. Components may not be CE marked. Additionally, the part numbers that TE has identified as EU ELV compliant have a maximum concentration of 0.1% by weight in homogenous materials for lead, hexavalent chromium, and mercury, and 0.01% for cadmium, or qualify for an exemption to these limits as defined in the Annexes of Directive 2000/53/EC (ELV). Regarding the REACH Regulation, the information TE provides on SVHC in articles for this part number is based on the latest European Chemicals Agency (ECHA) ‘Guidance on requirements for substances in articles’ posted at this URL: <https://echa.europa.eu/guidance-documents/guidance-on-reach>

Compatible Parts



TE Part # 1-1658012-3
[MSB0.80RC-ASY84DP,-,10,VCTY](#)

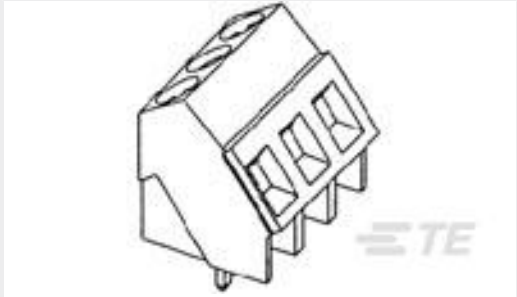
Customers Also Bought




TE Part #1-1658012-3
[MSB0.80RC-ASY84DP,-,10,VCTY](#)




TE Part #7-1658043-3
[MSB0.80RC-ASY84DP,GP,F,VCTR](#)



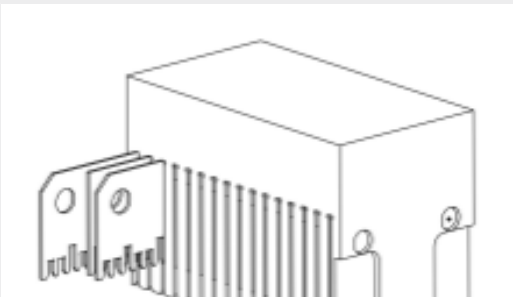
TE Part #1-282847-1
[TERMI-BLOK PCB MOUNT 35 11P.](#)




TE Part #2343428-1
[HD+ CE, RA, CRPS](#)



TE Part #7-535598-1
[50 MODIV VRT DR CE RCPT ASSY](#)



TE Part #1804790-3
[SEATING TL ASSY, STD, 4 PAIR](#)



TE Part #6-1879672-4
[H8 45R3 0.1% 25PPM](#)



TE Part #1586542-1
[04P CMNL SOK HDR ASSY LF](#)

Documents

Product Drawings

[MSB0.80PL5ASY84DP,-,10,VCTY](#)

English

CAD Files

[3D PDF](#)

[3D](#)

Customer View Model

[ENG_CVM_CVM_1-1658013-3_K.2d_dxf.zip](#)

English

Customer View Model

[ENG_CVM_CVM_1-1658013-3_K.3d_igs.zip](#)

English

Customer View Model

[ENG_CVM_CVM_1-1658013-3_K.3d_stp.zip](#)

English

By downloading the CAD file I accept and agree to the [Terms and Conditions](#) of use.



Datasheets & Catalog Pages

MICTOR SB CONNECTORS

English

Product Specifications

Application Specification

English

Agency Approvals

Agency Approval Document

English