

836P Solid-State Pressure Sensors



Compact, Cost-Effective and Ready for The Connected Enterprise

Features and Benefits

Display

- Pressure range: -1...551 bar (-14.5 psi to 8,000 psi)
- Embedded IO-Link communication protocol helps minimize downtime and increase productivity
- Available in various process connections to fit your application needs
- Rotatable housing (320°) and head (330°) provide application flexibility
- Large visual display rotates 180° to accommodate user
- IP67 enclosure rating

Non-Display

- Tough, miniature form factor – one of the smallest on the market
- Available in various process connections to fit your application needs
- -1...689 bar (-30 in. Hg to 10,000 psi)
- IP67 enclosure rating

What is IO-Link?

IO-Link is a worldwide open-standard protocol that allows sensors to easily integrate into The Connected Enterprise. Benefits of IO-Link technology include:

- Reduced inventory and operating costs
- Increased uptime/productivity
- Simplified design, installation, setup and maintenance



IO-Link Master



Display model



Non-Display model

Rockwell Automation knows condition sensing controls are vital components in today's control systems. High-accuracy, new technology, and rigid standards are combined to manufacture these reliable world-class products. Capable of measuring pressure of liquid or gases, the new Allen-Bradley® Solid-State 836P Pressure Sensors are available in display and non-display models in rugged, compact housings with corrosion-resistant 316L solid-state sensor elements. The display model features embedded IO-Link 1.1 communications protocol, which allows for easy integration with The Connected Enterprise while delivering data directly into a control system in a very cost-efficient and easy-to-use manner when connected to an IO-Link Master and EtherNet/IP.™ For easy on-machine programming, it can be configured manually as well as through the Studio 5000 Logix Designer® software.

With a rotatable housing (320°) and head (330°), the flexible 836P display model accommodates the most space-critical applications. And for even greater adjustability, the large visual display can be rotated 180°. Additional features include pressure ranges from -1...551 bar (-14.5 psi to 8,000 psi), tactile push buttons for easy setup, and an IP67 enclosure rating. These sensors have dual PNP or one PNP + one 4...20 mA output configurations and are in gauge, absolute and vacuum pressure measurement types with a large selection of process connections.

The 836P non-display model offers a wide pressure range from -1...689 bar (-30 in. Hg to 10,000 psi) and has one of the the smallest footprints on the market, making it ideal for applications with limited mounting space. Non-display models have 4...20 mA analog outputs and an IP67 enclosure rating.

LISTEN.
THINK.
SOLVE.®

836P IO-Link Version 1.1

- IO-Link is a worldwide open-standard peer-to-peer serial communication protocol (IEC 61131-9) that allows sensors and actuators to easily integrate into The Connected Enterprise.
- The IO-Link-enabled 836P sensor – when connected to an IO-Link master – shares device identity, parameters, real-time diagnostics and process data with the control system to optimize machine setup, maintenance and troubleshooting.
- By combining simple implementation with powerful data and diagnostics, IO-Link sensors provide simplified integration and seamless visibility of your processes to increase uptime and productivity.



IO-Link Master

836P IO-Link Benefits
























- **Teaching the sensor** can be accomplished with IO-Link via the Add-On-Profile through Studio 5000 Logix Designer software or by using the tactile pushbuttons on the sensor.
- **Pressure information** in PSI eliminates the need to scale the pressure data on the PLC and saves commissioning time.
- **Application-specific names** help the user quickly locate the sensor on the machine.
- **Locking options** are available to lock local settings when operating in IO-Link mode, and therefore any user changes will not change the settings of the sensor.

Comparison Chart


Features/ Product Family	Sensor Model		Pressure Range Bar (psi)			Process Connection				Pressure Type			Output Type		Connection Style	
	Standard	Hygienic	-1 to 20 (-14.5 to 300)	0 to 550 (0 to 8,000)	0 to 689 (0 to 10,000)	NPT (male/female)	GBSPP (male/female)	SAE (male)	Sanitary	Vacuum	Absolute	Gauge	2 x PNP, IO-Link	1 x PNP + 1 x Analog (4...20 mA), IO-Link		Analog (4...20 mA)
<p>Diameter: 38 mm</p> <p>92 mm (approx.)</p>	✓	◆	✓	✓		✓	✓	✓	◆	✓	✓	✓	✓	✓		✓
<p>Diameter: 29 mm</p> <p>33 mm (approx.)</p>	✓		✓		✓	✓	✓			✓	✓	✓			✓	✓

Note: Hygienic Models (◆) will be released Summer 2016.

Product Selection

836P- Display Model						
	Lower Pressure Range Bar (psi) ¹	Pressure Type	Process Connection ¹	Output Type	Catalog No.	
	-1...1 (-14.5...14.5)	Gauge *		1/4" NPT female	2 x PNP	836P-D1NFGA14PP-D4 
					1 x PNP + 1 analog (4...20 mA)	836P-D1NFGA14PA-D4 
	-1...10 (-14.5...145)			1/4" NPT female	1 x PNP + 1 analog (4...20 mA)	836P-D1NFGB14PA-D4 
				1/4" NPT male	1 x PNP + 1 analog (4...20 mA)	836P-D1NMGB14PA-D4 
				G 1/4" BSPP male	1 x PNP + 1 analog (4...20 mA)	836P-D1GMGB14PA-D4 
	0...1 (0...14.5)			1/4" NPT female	2 x PNP	836P-D2NFGA14PP-D4 
	0...2.5 (0...36.2)			1/4" NPT female	1 x PNP + 1 analog (4...20 mA)	836P-D2NFGA14PA-D4 
					2 x PNP	836P-D2NFGA36PP-D4 
	0...2.5 (0...36.2)			1/4" NPT female	1 x PNP + 1 analog (4...20 mA)	836P-D2NFGA36PA-D4 
					2 x PNP	836P-D2NFGB36PP-D4 
					1 x PNP + 1 analog (4...20 mA)	836P-D2NFGB36PA-D4 
					1 x PNP + 1 analog (4...20 mA)	836P-D2NMGB36PA-D4 
	0...2.5 (0...36.2)			1/4" NPT male	1 x PNP + 1 analog (4...20 mA)	836P-D2NMGB36PA-D4 
G 1/4" BSPP female					1 x PNP + 1 analog (4...20 mA)	836P-D2GFGB36PA-D4 
0...100 (0...1450)	1/4" NPT female	2 x PNP	836P-D2GFGB36PP-D4 			
		2 x PNP	836P-D2NFGC14PP-D4 			
0...248 (0...3600)	1/4" NPT female	1 x PNP + 1 analog (4...20 mA)	836P-D2NFGC14PA-D4 			
		2 x PNP	836P-D2NFGC36PP-D4 			
0...400 (0...5800)	1/4" NPT female	1 x PNP + 1 analog (4...20 mA)	836P-D2NFGC36PA-D4 			
		2 x PNP	836P-D2NFGC58PP-D4 			
		1 x PNP + 1 analog (4...20 mA)	836P-D2NFGC58PA-D4 			
		SAE 7/16-20 UNF female	2 x PNP	836P-D2SFGC58PP-D4 		

 IO-Link enabled

836P- Non-Display Model						
	Lower Pressure Range Bar (psi) ¹	Pressure Type	Process Connection ¹	Output Type	Catalog No.	
	-1.01...10 (-30 in. Hg...145)	Gauge *		1/4" NPT male	Analog (4...20mA)	836P-N3NMGB14A-D4
				1/4" NPT female		836P-N3NFGB14A-D4
	0...1 (0...14.5)			1/4" NPT male		836P-N2NMGA14A-D4
	0...2 (0...30)			1/4" NPT male		836P-N2NMGA30A-D4
				1/4" NPT female		836P-N2NFGA30A-D4
	0...6.89 (0...100)			1/4" NPT male		836P-N2NMGB10A-D4
				1/4" NPT female		836P-N2NFGB10A-D4
	0...10 (0...145)			1/4" NPT male		836P-N2NMGB14A-D4
				1/4" NPT female		836P-N2NFGB14A-D4
	0...34 (0...500)			1/4" NPT male		836P-N2NMGB50A-D4
	0...68 (0...1000)			1/4" NPT male		836P-N2NMGC10A-D4
	0...206 (0...3000)			1/4" NPT male		836P-N2NMGC30A-D4
	0...344 (0...5000)			1/4" NPT male		836P-N2NMGC50A-D4

* Absolute pressure models also available









¹ Additional pressure ranges and process connections are available and can be configured on our website

836P- Pressure Sensor Accessories

Description	Catalog No.
M12 x 1 Connector	889D-F4AC-2
M12 x 1 Right-angle connector	889D-F4AC-2
IO-Link Master Module for POINT I/O™	1734-4IOL
POINT I/O EtherNet/IP Adapter Module	1734-AENTR (dual-port Ethernet) *
POINT I/O EtherNet/IP Adapter Module	1734-AENT (single Ethernet port) *

* Compatible only with Series B, firmware version 5.012 or later

Typical Applications

Skids	Balers	Filter Press Machines	Wastewater
			
CIP Machines	Hydraulic Power Units	Automotive	Tank Level Detection
			



Local Distributor

Visit our website to find your global Distributor.

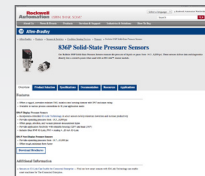
www.rockwellautomation.com/distributor



On-Line Product Directory

Our portfolio of pressure sensors are designed to protect your manufacturing investments.

<http://ab.rockwellautomation.com/Sensors-Switches/Pressure-Sensors/Solid-State>



The Connected Enterprise

Learn more about the Connected Enterprise transforms real-time data, from intelligent assets and multi-disciplined control from a plant, or a remote site into actionable information.

www.rockwellautomation.com/go/lit/ce



Product Selection Toolbox

Our powerful range of product selection and system configuration tools assist you in choosing and applying our products.

www.rockwellautomation.com/en/e-tools



Allen-Bradley, LISTEN. THINK. SOLVE., POINT I/O, Rockwell Automation, Rockwell Software and Studio 5000 Logix Designer are trademarks of Rockwell Automation, Inc. Trademarks not belonging to Rockwell Automation are property of their respective companies. EtherNet/IP is a trademark of the ODVA.

www.rockwellautomation.com

Power, Control and Information Solutions Headquarters

Americas: Rockwell Automation, 1201 South Second Street, Milwaukee, WI 53204-2496 USA, Tel: (1) 414.382.2000, Fax: (1) 414.382.4444

Europe/Middle East/Africa: Rockwell Automation NV, Pegasus Park, De Kleetlaan 12a, 1831 Diegem, Belgium, Tel: (32) 2 663 0600, Fax: (32) 2 663 0640

Asia Pacific: Rockwell Automation, Level 14, Core F, Cyberport 3, 100 Cyberport Road, Hong Kong, Tel: (852) 2887 4788, Fax: (852) 2508 1846