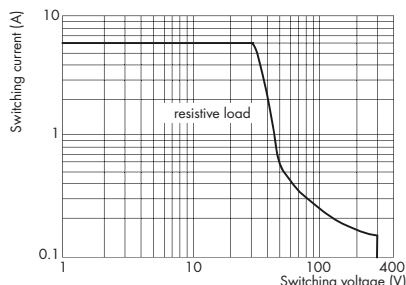


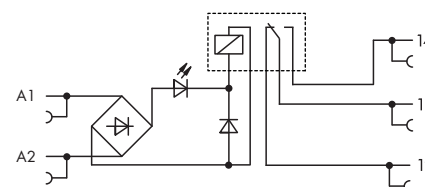
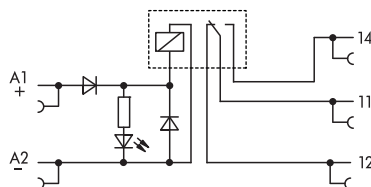
Relay Sockets with Miniature Switching Relay



	Relay with 1 changeover contact (1u) for normal switching power Nominal input voltage V_N 12 V, 24 V, 48 V, 60 V, 110 V, 220 V DC	Relay with 1 changeover contact (1u) for normal switching power Nominal input voltage V_N 24 V, 115 V, 230 V AC/DC
--	---	--



DC load limit curve



Note: Inductive loads have to be attenuated by an appropriate protective circuit in order to protect relay coils and contacts.

Description	V_N	I_N	Item No.	Pack. Unit	V_N	I_N	Item No.	Pack. Unit
Relay socket with miniature switching relay, for DIN 35 rail	12 V DC	17 mA	857-303	1	24 V AC/DC	8.5 mA	857-354	1
	24 V DC	10 mA	857-304	1	115 V AC/DC	4 mA	857-357	1
	48 V DC	6.5 mA	857-305	1	230 V AC/DC	3.5 mA	857-358	1
	60 V DC	5.2 mA	857-306	1				

Technical Data	Accessories see pages 33 ... 35	Accessories see pages 33 ... 35
Coil:		
Input voltage range	V_N -15 % ... +20 %	V_N -15 % ... +20 % (857-354/857-357) V_N -15 % ... +10 % (857-358)
Contacts:		
Contact material	AgNi	AgNi
Max. continuous current	6 A	6 A
Max. switching voltage	250 VAC	250 VAC
Max. switching power (resistive)	1500 VA AC; DC see load limit curve	1500 VA AC; DC see load limit curve
Recommended minimum load	10 VDC / 10 mA, 24 VDC / 1 mA	10 VDC / 10 mA, 24 VDC / 1 mA
Pull-in/drop-out/bounce time typ.	8ms / 4ms / -	8ms / 4ms / -
Mechanical life	5×10^6 switching operations	5×10^6 switching operations
General specifications:		
Nominal voltage to EN 60664-1	250 V / 4 kV / 2	250 V / 4 kV / 2
Dielectric strength, contact-coil (AC, 1 min)	4 kV _{rms}	4 kV _{rms}
Dielectric strength open contact (AC, 1 min)	1 kV _{rms}	1 kV _{rms}
Dielectric strength contact-contact (AC, 1 min)	-	-
Ambient operating temperature at V_N	-40 °C ... +60 °C	-25 °C ... +60 °C
Storage temperature	-40 °C ... +70 °C	-40 °C ... +70 °C
Dimensions (mm) W x H x L	6 x 81 x 94	6 x 81 x 94
Wire connection	Height from upper-edge of DIN 35 rail CAGE CLAMP® S	Height from upper-edge of DIN 35 rail CAGE CLAMP® S
Cross sections	0.34 ... 2.5 mm ² / AWG 22 ... 14	0.34 ... 2.5 mm ² / AWG 22 ... 14
Strip length	9 ... 10 mm / 0.35 ... 0.39 in	9 ... 10 mm / 0.35 ... 0.39 in
Standards/specifications	EN 60664-1; EN 61810-1; EN 61140; Ⓢ (857-304: Ⓢ)	EN 60664-1; EN 61810-1; Ⓢ (857-358: Ⓢ)