



ENGLISH

Datasheet

RS Lithium Thionyl Chloride 9V Battery

RS Stock 778-1080



Benefits

- High voltage response, stable during most of the lifetime of the application
- Wide operating temperature range (60°C/+85°C)
- Low self-discharge rate (less than 1 % after 1 year of storage at + 20°C)
- Easy integration into compact systems
- Superior resistance to atmospheric corrosion

Key features

- Stainless steel container and end caps (low magnetic signature)
- Hermetic glass-to-metal sealing
- Non-flammable electrolyte
- Underwriters Laboratories (UL) Component Recognition
- Compliant with IEC 60086-4 safety standard and IEC 60079-11 intrinsic safety standard
- Restricted for transport (Class 9)

Main applications

- Utility metering
- Automatic meter readers
- Buoys
- Measuring equipment
- Industrial applications
- Professional electronics



Electrical characteristics

Nominal Capacity 1.2 Ah
(at 1 mA, + 20°C, 6.0 V cut-off. The capacity restored by the battery pack (1.0 mA) varies according to current drain, temperature and cut-off)

Open circuit voltage (at + 20°C) 11.0 V

Nominal voltage (at + 20°C and 0.1 mA) 10.8 V

Pulse capability: typically up to 100 mA

(0.1 second pulses, drained every 2 mn at + 20°C from undischarged cells with 10 µA base current, yield voltage readings above 9.0 V. The readings may vary according to the pulse characteristics, the temperature, and the cell's previous history. Fitting the cell with a capacitor may be recommended in severe conditions. Consult Saft)

Maximum recommended continuous current 35 mA

Storage *[recommended]* +30°C (+86°F) max

Operating temperature range - 60°C/+85°C
(-76°F/+185°F)
(Operation above ambient T may lead to reduced capacity and lower voltage readings at the beginning of pulses. Consult Saft)

Physical characteristics

Diameter (max) 26.0 mm (1.02 in)

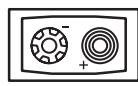
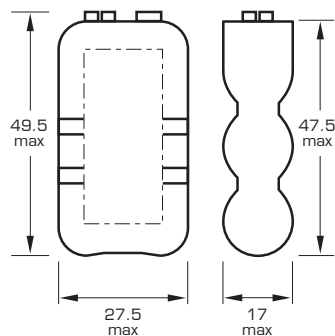
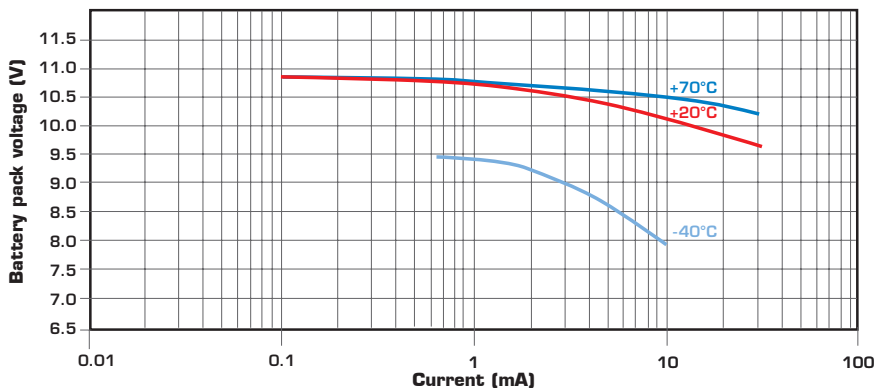
Height (max) 49.1 mm or 50.4 mm
(1.93 in or 1.98 in)
depending on finish type

Typical Weight 29g (1oz)

Li metal content approx. 2.0 g

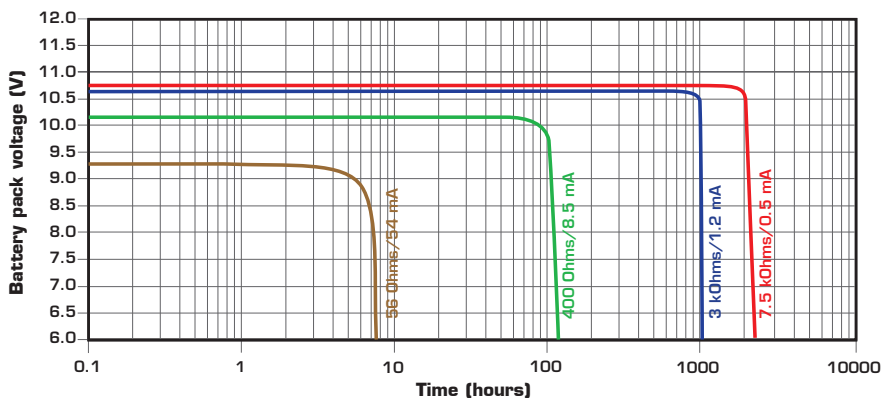
Available termination suffix
CNR radial tabs
3 PF, 3 PF RP radial pins
CNA (AX) axial leads
FL flying leads... etc.

Voltage plateau versus Current and Temperature (at mid-discharge)



Dimensions in mm.

Typical discharge profiles at +20°C



Storage

- The storage area should be clean, cool (preferably not exceeding +30°C), dry and ventilated.

Warning

- Fire, explosion and burn hazard.
- Do not recharge, short circuit, crush, disassemble, heat above 100°C (212°F), incinerate, or expose contents to water.
- Do not solder directly to the battery pack.

Restored Capacity versus Current and Temperature (6.0 V cut-off)

