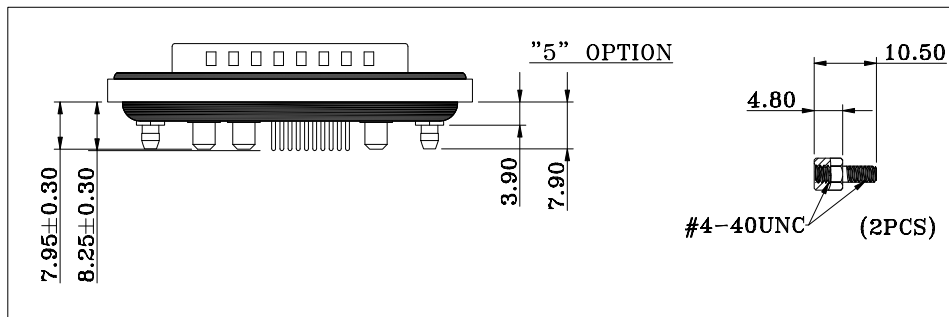
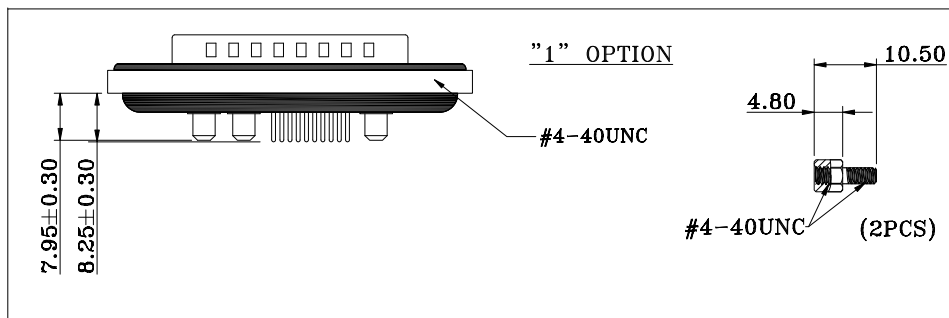


HARDWARE OPTIONS



NOTE:

MATERIAL

- HOUSING
- FLANGE
- CONTACT
- SHELL
- O-RING
- SEALING COMPOUND
- HARDWARE

- PBT UL94V-0, BLACK
- PBT UL94V-0, BLACK
- BRASS, PLATING P/N KEY BELOW
- STEEL, NICKEL
- SILICONE
- EPOXY
- BRASS; NICKEL PLATED

ELECTRICAL

- SIGNAL CONTACT RATED CURRENT 5A
- POWER CONTACT RATED CURRENT P/N KEY BELOW
- VOLTAGE 1000 VAC 1 MIN
- INSULATOR RESISTANCE 5 Gohms MIN.
- SIGNAL CONTACT RESISTANCE 10 mOhms MAX.
- POWER CONTACT RESISTANCE 1.0 mOhms MAX.
- WATER PROOF IP67

ENVIRONMENT

- OPERATION TEMPERATURE -25°C TO +85°C

CDFV13W3113LYYY

- SERIES \_\_\_\_\_
- CDF = COMBO DSUB FLANGE
- CONTACT TYPE \_\_\_\_\_
- V = VERTICAL PCB MOUNT
- POSITION \_\_\_\_\_
- 13W3
- GENDER \_\_\_\_\_
- 1 = MALE
- POWER CONTACT AMPERAGE \_\_\_\_\_
- 2 = 20 AMPS
- 4 = 40 AMPS
- HARDWARE OPTIONS \_\_\_\_\_
- 1 = 4-40 THREADED INSERTS/4-40 JACKSCREWS
- 5 = 4-40 THREADED BOARD LOCKS & 4-40 JACKSCREWS
- CONTACT PLATING OPTIONS \_\_\_\_\_
- 1 = GOLD FLASH
- 2 = 30u" GOLD PLATING

RoHS COMPLIANT



THESE DRAWINGS AND SPECIFICATIONS ARE THE PROPERTY OF NorComp AND SHALL NOT BE REPRODUCED, COPIED OR USED AS THE BASIS FOR THE MANUFACTURE OR SALE OF APPARATUS WITHOUT WRITTEN PERMISSION.

DRAWN: J. KADEL  
 DATE: 04/27/2020

TOLERANCES  
 X. ±0.40  
 .X ±0.30  
 .XX ±0.20  
 .XXX ±0.10

UNITS = mm

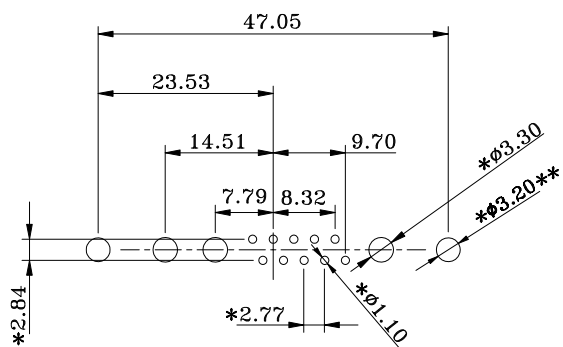
DO NOT SCALE FROM DRAWING

NorComp

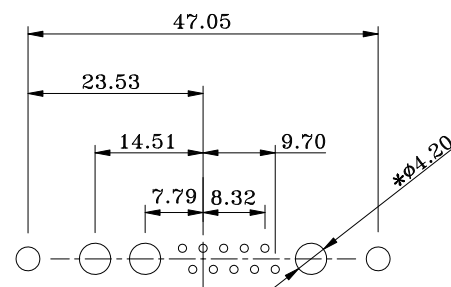
SCALE: NTS	SHEET 1	OF 2	REV 0
DWG NO.		CDFV13W3113LYYY	

**\*\* $\phi$ 3.20MM HOLES NOT NEEDED FOR "1" HARDWARE OPTION**

**20 AMP CONFIGURATION**



**40 AMP CONFIGURATION**



**RECOMMENDED PCB LAYOUT**

**\*TYPICAL // HOLE SIZE MAY NOT BE SUITABLE FOR YOUR SPECIFIC APPLICATION**

**RoHS COMPLIANT**



THESE DRAWINGS AND SPECIFICATIONS ARE THE PROPERTY OF NorComp AND SHALL NOT BE REPRODUCED, COPIED OR USED AS THE BASIS FOR THE MANUFACTURE OR SALE OF APPARATUS WITHOUT WRITTEN PERMISSION.

DRAWN:

J. KADEL

DATE:

04/27/2020

**TOLERANCES**

X.  $\pm$ 0.40  
 .X  $\pm$ 0.30  
 .XX  $\pm$ 0.20  
 .XXX  $\pm$ 0.10

UNITS = mm

**DO NOT SCALE FROM DRAWING**

**NorComp**

SCALE:  
NTS

SHEET 2 OF 2

REV 0

DWG NO.

CDFV13W3113LYYY