Product datasheet
Characteristics

ABE7H16R20
passive connection sub-base ABE7 - 16 inputs or outputs

Price* : 39.00 GBP

Main

Range of product	Advantys Telefast ABE7
Product or component type	Passive discrete I/O sub-base
Sub-base type	I/O sub-base
[Us] rated supply voltage	19...30 V conforming to IEC 61131-2
Number of channels	16
Number of terminal per channel	2
Connections - terminals	Screw type terminals, clamping capacity: 1 x 0.09...1 x 1.5 mm² AWG 28...AWG 16 flexible with cable end Screw type terminals, clamping capacity: 1 x 0.14...1 x 2.5 mm² AWG 26...AWG 12 solid Screw type terminals, clamping capacity: 1 x 0.14...1 x 2.5 mm² AWG 26...AWG 14 flexible without cable end Screw type terminals, clamping capacity: 2 x 0.09...2 x 0.75 mm² AWG 28...AWG 20 flexible with cable end Screw type terminals, clamping capacity: 2 x 0.2...2 x 2.5 mm² AWG 24...AWG 14 solid

Complementary

Supply circuit type	DC
Number of horizontal rows	2
Status LED	1 LED, green for power ON
Polarity distribution	0 V or 24 V
Short-circuit protection	2 A internal fuse, 5 x 20 mm, fast blow (PLC end)
Connector type	HE-10 SUB-D 15 SUB-D 9
Pin number	20 pins
Fixing mode	By clips on 35 mm symmetrical DIN rail By screws on solid plate with fixing kit
Supply current	<= 1.8 A
Current per channel	<= 0.5 A

Disclaimer: This documentation is not intended as a substitute for and is not to be used for determining suitability or reliability of these products for specific user applications

Current per output common	<= 1.8 A
Voltage drop on power supply fuse	0.3 V
[Ui] rated insulation voltage	2000 V
Installation category	II conforming to IEC 60664-1
Tightening torque	0.6 N.m (with flat Ø 3.5 mm)
Width	125 mm
Product weight	0.3 kg

Environment

Product certifications	BV CSA DNV GL LROS (Lloyds register of shipping) UL
IP degree of protection	IP2x conforming to IEC 60529
Resistance to incandescent wire	750 °C conforming to IEC 60695-2-11
Shock resistance	15 gn for 11 ms conforming to IEC 60068-2-27
Vibration resistance	2 gn (f = 10...150 Hz) conforming to IEC 60068-2-6
Resistance to electrostatic discharge	4 kV (contact) conforming to IEC 61000-4-2 level 3 8 kV (air) conforming to IEC 61000-4-2 level 3
Resistance to radiated fields	10 V/m (26000000...1000000000 Hz) conforming to IEC 61000-4-3 level 3
Resistance to fast transients	2 kV conforming to IEC 61000-4-4 level 3
Ambient air temperature for operation	-5...60 °C conforming to IEC 61131-2
Ambient air temperature for storage	-40...80 °C conforming to IEC 61131-2
Pollution degree	2 conforming to IEC 60664-1

Offer Sustainability

Sustainable offer status	Green Premium product
RoHS (date code: YYWW)	Compliant - since 0841 - Schneider Electric declaration of conformity Schneider Electric declaration of conformity
REACh	Reference not containing SVHC above the threshold Reference not containing SVHC above the threshold
Product environmental profile	Available Product environmental
Product end of life instructions	Available End of life manual

Contractual warranty

Warranty period	18 months

ABE7H16R20

Dimensions

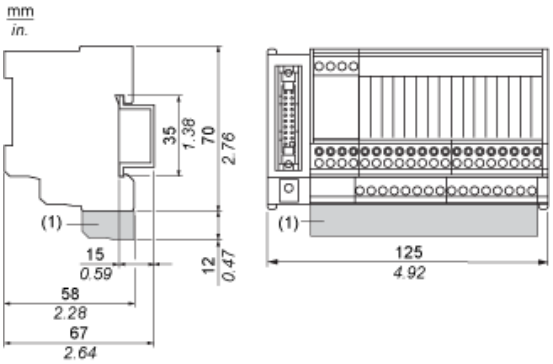

(1) ABE7BV20 / ABE7BV20E

ABE7H16R20

Mounting

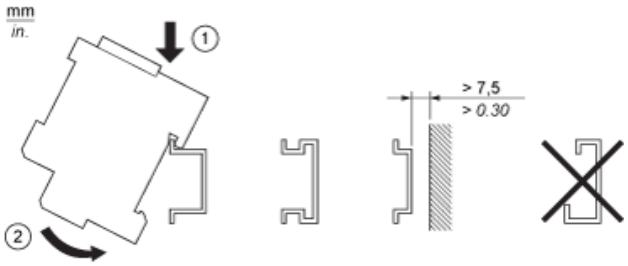

ABE7H16R20

HE10 16 Channels

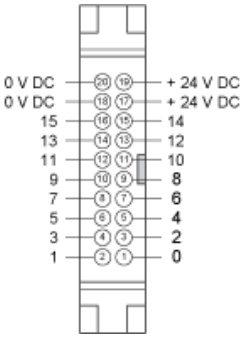

Wiring Diagrams

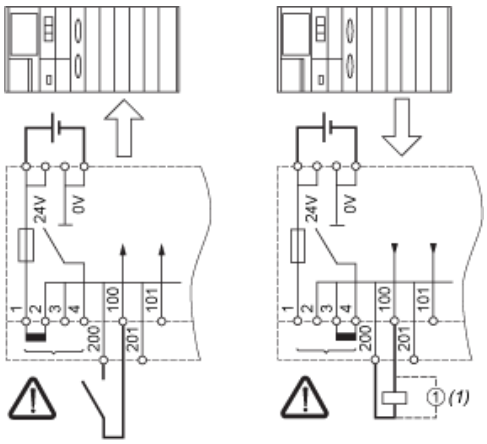

(1) Inductive load

ABE7H16R20

Curves for Determining Cable Type and Length According to the Current

16-channel Sub-base

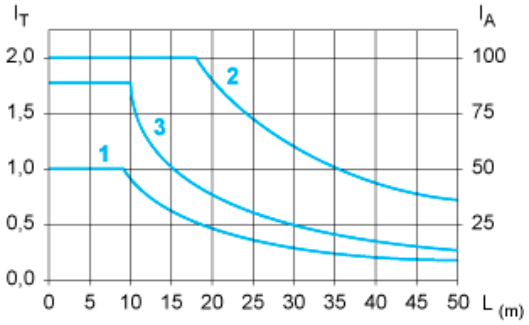

L	Cable length
I_T	Total current per sub base (A)
I_A	Average current per channel (mA)
(1)	TSXCDP••2 and ABFH20H••0 cables with c.s.a. 0.08 mm^2 (AWG 28).
(2)	TSXCDP••3 cables with c.s.a. 0.34 mm^2 (AWG 22).
(3)	Cables with c.s.a. 0.13 mm^2 (AWG 26).

The curves are given for a voltage drop of 1 V in the cable. For n volts tolerance, multiply the length determined from the graph by n.