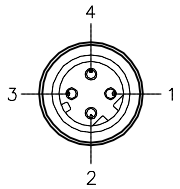
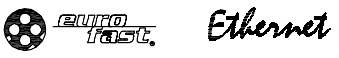
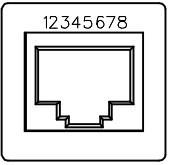

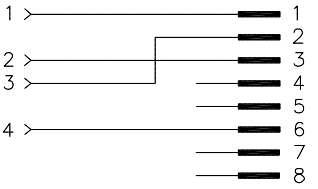
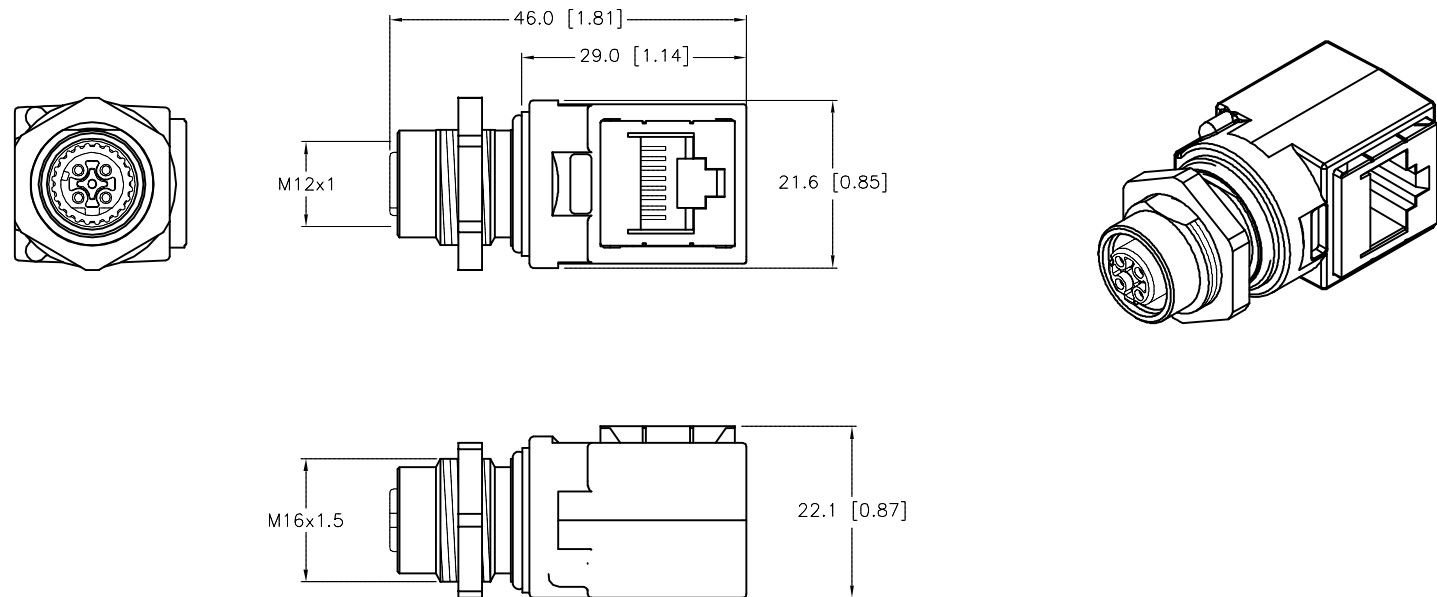
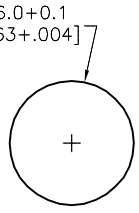
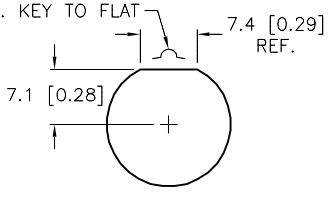


FEMALE END VIEW	RJ45SF END VIEW	WIRING DIAGRAM	SPECIFICATIONS	
 	 	<p>EUROFAST RJ45SF</p> 	CONTACT MATERIAL/PLATING (RJ45SF)	BRONZE/GOLD
			CONTACT CARRIER MATERIAL (FKSDD)	NYLON OR TPU
			MOLDED HEAD MATERIAL/COLOR (FKSDD)	TPU/BLACK
			CONTACT MATERIAL/PLATING (FKSDD)	BRASS/GOLD
			COUPLING NUT MATERIAL/PLATING (FKSDD)	BRASS/NICKEL
			RATED CURRENT [A]	0.2 A
			RATED VOLTAGE [V]	50 V
			PROTECTION CLASS	MEETS IEC IP67 (IP20: RJ45)



PANEL CUTOUT (TYPICAL)	
 BASIC THRU	 NON-ROTATIONAL THRU

SOURCE DRAWING - FOR REFERENCE ONLY

G	UPDATE RATED CURRENT & VOLTAGE	KMY	04/02/13	41779	FOR MORE INFORMATION	DO NOT SCALE THIS DRAWING	3000 CAMPUS DRIVE		G
REV	DESCRIPTION	BY	DATE	ECO NO.			FILE: U3-00647	SHEET 1 OF 1	