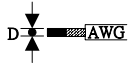




SWITCHING POWER SUPPLY

WIRING HARNESS

DOC No	FB-U8-S05	REV	A1
Date	2009.07.03	UNIT	mm
P/N	WU20CP8462AW		



AWG	#16	#18	#20	#22	#24	#26
D	<1.8	<1.8	<1.5	<1.2	<1.0	<1.0

- TWISTED
- TWISTED & HALF TIN DIPPED
- TWISTED & FULL TIN DIPPED

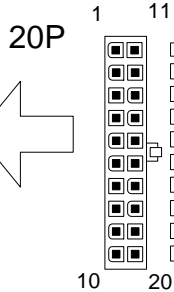
MODEL

Tolerance

CUSTOMER

Housing color:  
Natural or White

TO POWER



WU20CP8462AW

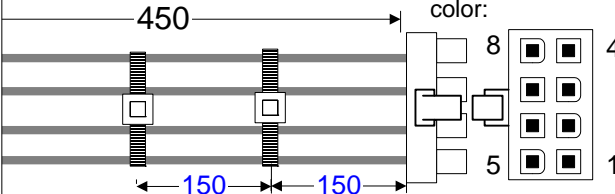
P/N prints or sticks on housing.

Follows the pin assignment table.

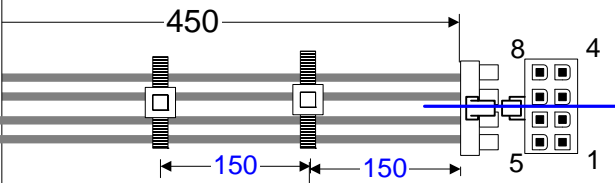
PA,PB Housing color:  
Natural or White

EPS12V 8P

Housing:  
WST P8-I42002 or Equivalent  
color:



PA

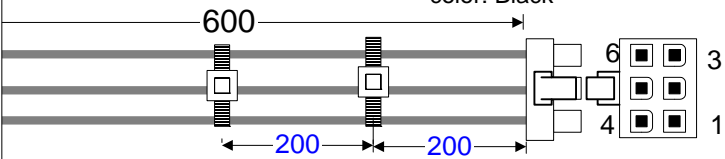


PB

4+4P Splitable Housing  
WST P4-I42002K3B+P4-I42002K4B  
or Equivalent

PCI-E 6P

Housing:  
WST P6-I42002K5 or Equivalent  
color: Black



PC

prints PCI-E on housing.

20P

1	UL1007	AWG18	BLACK	GND	PA-1
2	UL1007	AWG18	BLACK	GND	PA-2
3	UL1007	AWG18	BLACK	GND	PA-3
4	UL1007	AWG18	BLACK	GND	PA-4
5	UL1007	AWG20	BLACK	GND	PB-3
5	UL1007	AWG20	BLACK	GND	PB-4
6	UL1007	AWG18	YELLOW	+12V	PA-5
7	UL1007	AWG18	YELLOW	+12V	PA-6
8	UL1007	AWG18	YELLOW	+12V	PA-7
9	UL1007	AWG18	YELLOW	+12V	PA-8
10	UL1007	AWG20	YELLOW	+12V	PB-5
10	UL1007	AWG20	YELLOW	+12V	PB-6
11	UL1007	AWG18	BLACK	GND	PC-4
12	UL1007	AWG18	BLACK	GND	PC-5
13	UL1007	AWG18	BLACK	GND	PC-6
14	UL1007	AWG18	BLACK	GND	PB-1
15	UL1007	AWG18	BLACK	GND	PB-2
16	UL1007	AWG18	YELLOW	+12V	PB-7
17	UL1007	AWG18	YELLOW	+12V	PB-8
18	UL1007	AWG18	YELLOW	+12V	PC-1
19	UL1007	AWG18	YELLOW	+12V	PC-2
20	UL1007	AWG18	YELLOW	+12V	PC-3