



Intel[®] RealSense[™] Camera R200

3D CAD Files

June 2016

Revision 001



You may not use or facilitate the use of this document in connection with any infringement or other legal analysis concerning Intel products described herein. You agree to grant Intel a non-exclusive, royalty-free license to any patent claim thereafter drafted which includes subject matter disclosed herein.

No license (express or implied, by estoppel or otherwise) to any intellectual property rights is granted by this document.

Intel technologies' features and benefits depend on system configuration and may require enabled hardware, software or service activation. Learn more at Intel.com, or from the OEM or retailer.

No computer system can be absolutely secure. Intel does not assume any liability for lost or stolen data or systems or any damages resulting from such losses.

The products described may contain design defects or errors known as errata which may cause the product to deviate from published specifications. Current characterized errata are available on request.

Intel disclaims all express and implied warranties, including without limitation, the implied warranties of merchantability, fitness for a particular purpose, and non-infringement, as well as any warranty arising from course of performance, course of dealing, or usage in trade.

Intel technologies' features and benefits depend on system configuration and may require enabled hardware, software or service activation. Learn more at intel.com, or from the OEM or retailer.

All information provided here is subject to change without notice. Contact your Intel representative to obtain the latest Intel product specifications and roadmaps.

Copies of documents which have an order number and are referenced in this document may be obtained by calling 1-800-548-4725 or visit www.intel.com/design/literature.htm.

By using this document, in addition to any agreements you have with Intel, you accept the terms set forth below.

Contact your local Intel sales office or your distributor to obtain the latest specifications and before placing your product order.

Intel, Intel RealSense and the Intel logo are trademarks of Intel Corporation in the U.S. and/or other countries.

*Other names and brands may be claimed as the property of others.

Copyright © 2016, Intel Corporation. All rights reserved.

THIS DRAWING CONTAINS INTEL CORPORATION CONFIDENTIAL INFORMATION. IT IS DISCLOSED IN CONFIDENCE AND ITS CONTENTS MAY NOT BE DISCLOSED, REPRODUCED, DISPLAYED OR MODIFIED, WITHOUT THE PRIOR WRITTEN CONSENT OF INTEL CORPORATION.

REVISION HISTORY				
ZONE	REV	DESCRIPTION	DATE	APPR
-	1.0	Initial Release	11/6/2014	AG
	2.0	SHEET 2 ADDED WITH TOP & BOTTOM STIFFENER	11/10/2014	AG
	3.0	NAMUGA TOLERANCE TABLE ADDED	11/11/2014	AG
	4.0	IR CAMERA OPENINGS NOW ARE RECTANGULAR+ 1MM DIA HOLE ADDED TO BOTH SIDE WALLS+TOLERANCES UPDATED	01/10/2015	AG
	5.0	TOP STIFFENER LENS PROTRUSION RADIUS NOW 1.5MM + NOTE 6 ADDED	01/19/2015	AG
	6.0	SHEET 2, D5; DIM NOW 8.10	01/29/2015	AG
	7.0	BOTTOM STIFFENER TOOLING HOLE DIA REDUCED TO 1.4MM	06/28/2015	AG

- NOTES:
- THIS DRAWING TO BE USED IN CONJUNCTION WITH THE SUPPLIED 3D CAD MODEL. FOR DIMENSIONS NOT SHOWN, SEE 3D CAD MODEL. ALL DIMENSIONS AND TOLERANCES ON THIS DRAWING TAKE PRECEDENCE OVER SUPPLIED FILE. THE DRAWING AND 3D CAD MODEL REPRESENT THE PART IN ITS FREE AND UNCONSTRAINED STATE UNLESS OTHERWISE NOTED.
 - UNLESS OTHERWISE NOTED, TOLERANCES ON THE DIMENSIONED AND UN-DIMENSIONED FEATURES ARE DEFINED BY THE TOLERANCE TABLE 1.0
 - MATERIAL:
TYPE: 304 SS, 0.30 ± .01 MM, HALF HARD OR EQUIVALENT UPON INTEL APPROVAL.
 - DELTA SYMBOL SPECIFY CRITICAL TO FUNCTION DIMENSIONS: THESE DIMENSIONS SHALL BE MEASURED AND INCLUDED IN THE INSPECTION REPORT.
 - MARK WITH INTEL P/N AND REVISION PER INTEL MARKING STANDARD APPROXIMATELY WHERE SHOWN.
 - HOLES ARE ONLY FOR ASSEMBLY PURPOSE ONLY NOT FOR MODULE MOUNTING

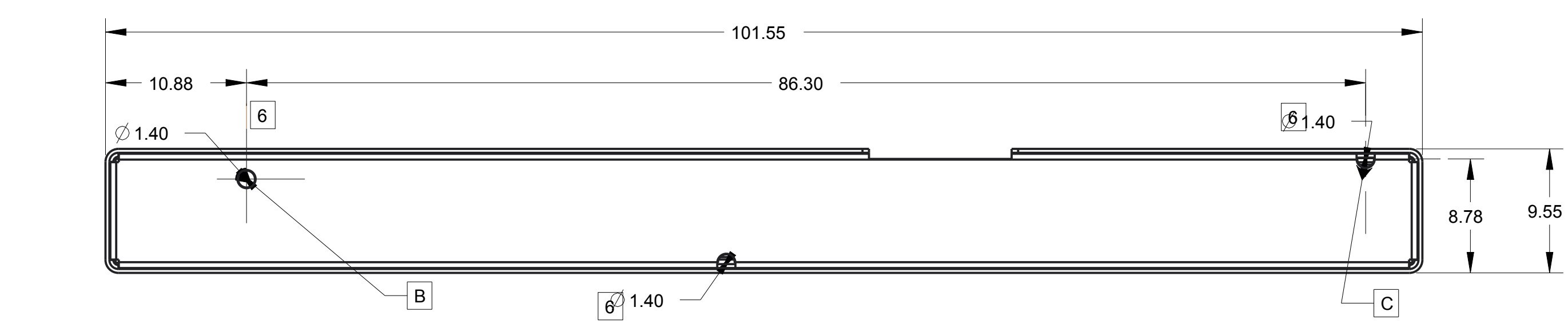
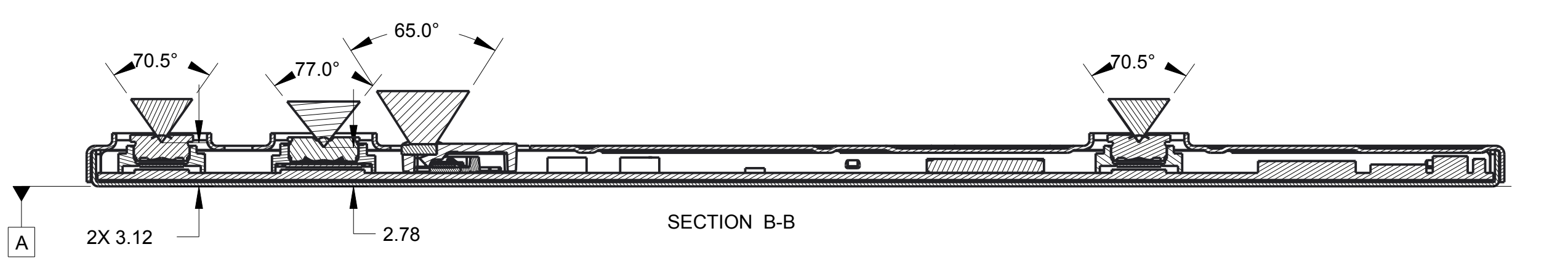
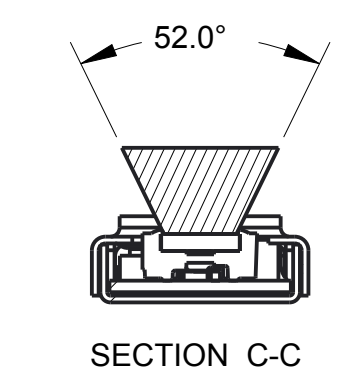
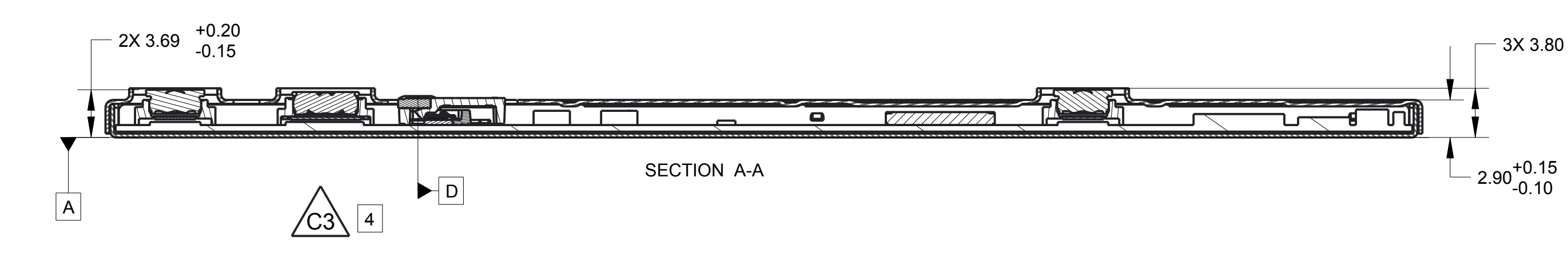
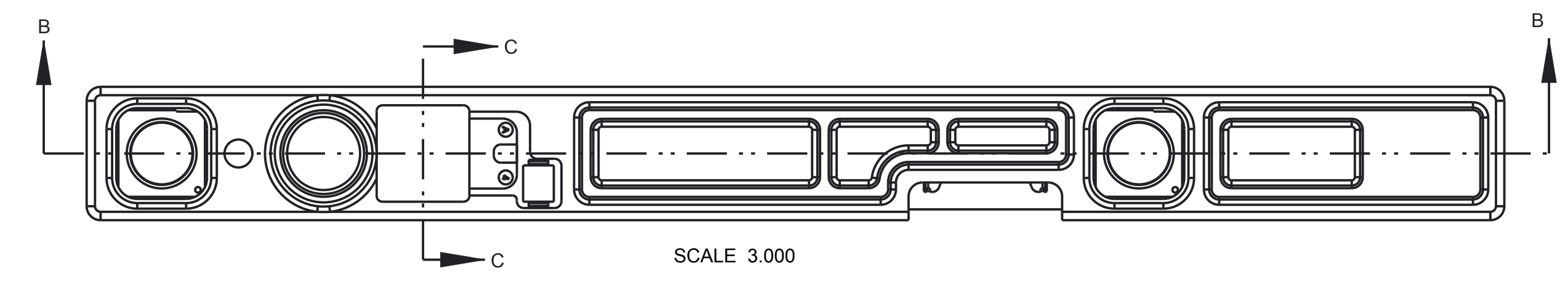
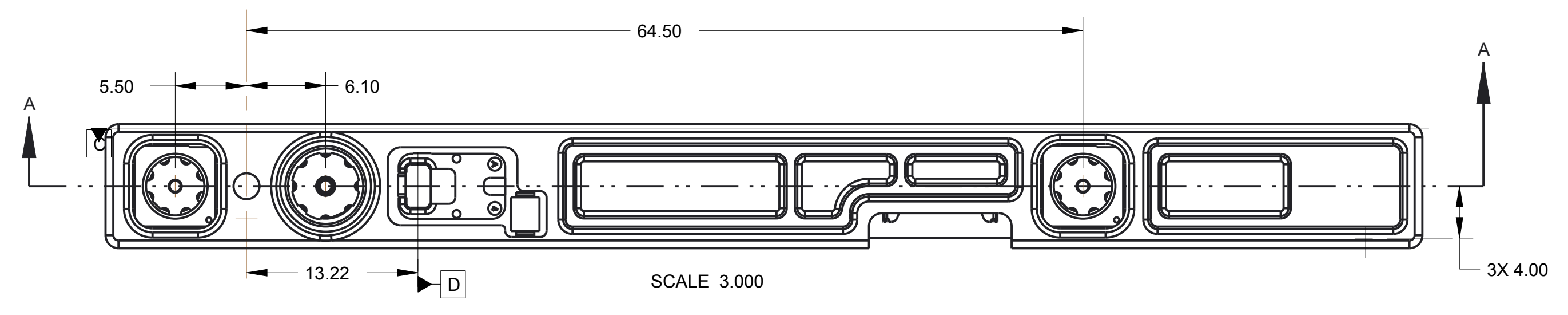
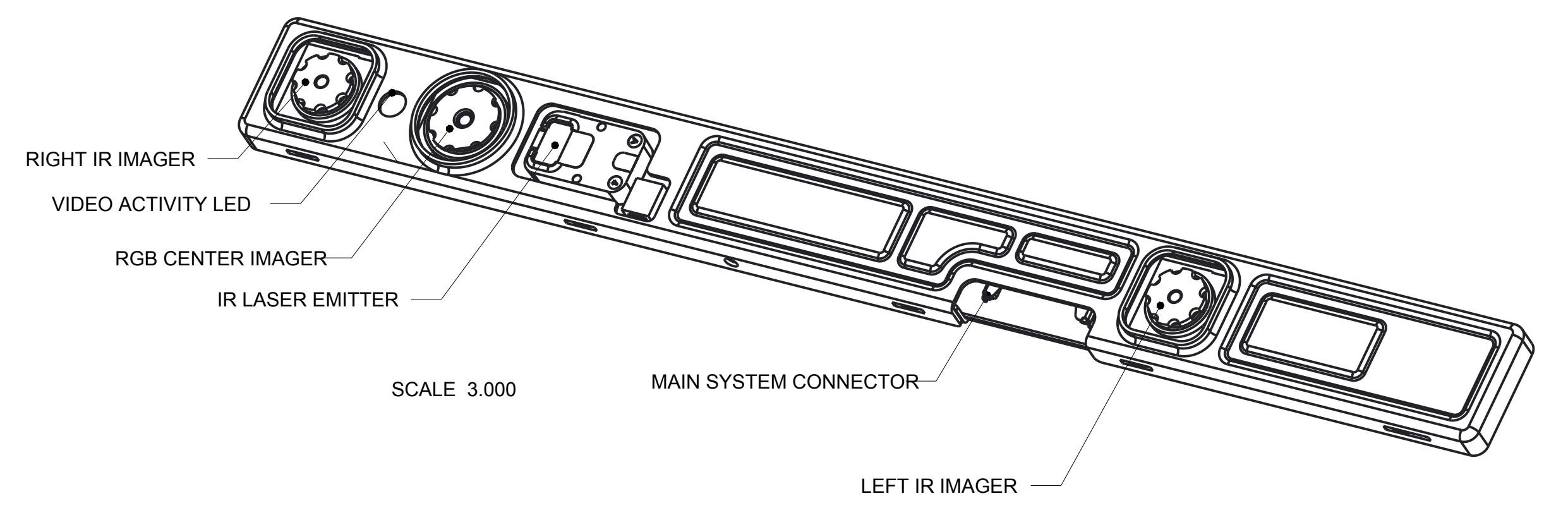


TABLE 1.0: SHEET METAL DEFAULT TOLERANCES

TOLERANCE FOR LINEAR DIMENSIONS	
DIMENSION RANGE	TOLERANCE
0 ~ 6	± 0.05
6 ~ 30	± 0.1
30 ~ 120	± 0.15
120 ~ 400	± 0.2
TOLERANCE FOR ANGULAR DIMENSIONS	
DIMENSION RANGE IN MM OF SHORT SIDE OF ANGLE IN CONCERN	TOLERANCE (DEG)
0 ~ 10	± 1.0
10 ~ 50	± 0.5
50 ~ 200	± 0.33

QTY	ITEM	PART NUMBER	PART DESCRIPTION
1	4	H71931-001	TOP STIFFENER, 3D CAMERA REALSENSE, R200
1	3	H55024-100	PBA, DOUBLE SPRING, FAB A BUILD1
1	2	H71934-001	TAPE, CONDUCTIVE ADHESIVE, 3D CAMERA REALSENSE
1	1	H71933-002	BOTTOM STIFFENER, 3D CAMERA REALSENSE

UNLESS OTHERWISE SPECIFIED INTERPRET DIMENSIONS AND TOLERANCES IN ACCORDANCE WITH ASME Y14.5M-1994 DIMENSIONS ARE IN MM TOLERANCES: X ± 0.1 Angles ± 0.5° XX ± 0.01 XXX ± 0.005

THIRD ANGLE PROJECTION

DESIGNED BY A.GODIL	DATE 11/6/2014	DEPARTMENT Intel 2200 MISSION COLLEGE BLVD. P.O. BOX 58119 SANTA CLARA, CA 95052-8119
DRAWN BY A.GODIL	DATE 11/6/2014	TITLE INTEL REALSENSE 3D CAMERA R200
CHECKED BY A.GODIL	DATE 11/6/2014	SIZE D DRAWING NUMBER H55024-102
APPROVED BY A.GODIL	DATE 11/6/2014	REV 7.0
MATERIAL SEE NOTES	FINISH SEE NOTES	SCALE: 1.000 DO NOT SCALE DRAWING SHEET 1 OF 1