



Relays & Contactors > Electromechanical Relays



Relay & Contactor Type: **General Purpose Power Relay**

Current Type: **AC**

Coil Magnetic System: **Monostable**

Contact Arrangement: **4 Form C 4PDT-CO**

Contact Current Rating: **2.5 A**

Features

Product Type Features

Relay & Contactor Type	General Purpose Power Relay
------------------------	-----------------------------

Configuration Features

Contact Number of Poles	4
Coil Special Features	UL Coil Insulation Class B
Contact Arrangement	4 Form C 4PDT-CO

Electrical Characteristics

Contact Limiting Short-Time Current	2.5 A
Contact Limiting Making Current	2.5 A
Contact Limiting Continuous Current	2.5 A
Contact Limiting Breaking Current	2.5 A
Insulation Initial Dielectric Between Open Contacts	1000 Vrms
Insulation Initial Dielectric Between Adjacent Contacts	1500 Vrms
Contact Switching Load (Min)	50mA @ 12V
Coil Resistance	3900 Ω
Coil Power Rating AC	1.35 VA
Insulation Initial Resistance	100 MΩ
Contact Current Rating	2.5 A
Coil Voltage Rating	120 VAC
Contact Voltage Rating	240 VAC
Insulation Initial Dielectric Between Contacts & Coil	1500 Vrms



Body Features

Product Weight	45 g[1.587 oz]
Enclosure Type	Dust Protected

Contact Features

Contact Plating Material	Gold
Contact Material	Ag

Termination Features

Main Termination & Connection Type	Solder Terminals
Coil Termination & Connection Type	Solder Terminals

Mechanical Attachment

Product Mounting Feature Type	Mounting Studs
Product Mount Type	Panel & Socket Mount

Dimensions

Product Width	21.82 mm[.859 in]
Product Length	28.17 mm[1.1 in]
Product Height	32.54 mm[1.28 in]

Usage Conditions

Operating Temperature Range	-45 – 70 °C[-49 – 158 °F]
Environmental Category of Protection	RTI
Environmental Ambient Temperature (Max)	70 °C[158 °F]

Operation/Application

Current Type	AC
Coil Magnetic System	Monostable

Packaging Features

Packaging Method	Tray
------------------	------

Other

Contact Current Class	16 A
Environmental Ambient Temperature Class	50 – 70 °C
Height Class (Mechanical)	30 – 40 mm
Length Class (Mechanical)	25 – 30 mm
Width Class (Mechanical)	20 – 25 mm



Product Compliance

For compliance documentation, visit the product page on TE.com>

EU RoHS Directive 2011/65/EU	Compliant with Exemptions
EU ELV Directive 2000/53/EC	Compliant
China RoHS 2 Directive MIIT Order No 32, 2016	Restricted Materials Above Threshold
EU REACH Regulation (EC) No. 1907/2006	Current ECHA Candidate List: JAN 2025 (247) Candidate List Declared Against: JUL 2021 (219) SVHC > Threshold: Cadmium oxide (5.1% in Component Part) Article Safe Usage Statements: Use personal protective equipment as required. Do not eat, drink or smoke when using this product. Recycle if possible and dispose of the article by following all applicable governmental regulations relevant to your geographic location.
Halogen Content	Low Halogen - Br, Cl, F, I < 900 ppm per homogenous material. Also BFR/CFR/PVC Free
Solder Process Capability	Not applicable for solder process capability

Product Compliance Disclaimer

This information is provided based on reasonable inquiry of our suppliers and represents our current actual knowledge based on the information they provided. This information is subject to change. The part numbers that TE has identified as EU RoHS compliant have a maximum concentration of 0.1% by weight in homogenous materials for lead, hexavalent chromium, mercury, PBB, PBDE, DBP, BBP, DEHP, DIBP, and 0.01% for cadmium, or qualify for an exemption to these limits as defined in the Annexes of Directive 2011/65/EU (RoHS2). Finished electrical and electronic equipment products will be CE marked as required by Directive 2011/65/EU. Components may not be CE marked. Additionally, the part numbers that TE has identified as EU ELV compliant have a maximum concentration of 0.1% by weight in homogenous materials for lead, hexavalent chromium, and mercury, and 0.01% for cadmium, or qualify for an exemption to these limits as defined in the Annexes of Directive 2000/53/EC (ELV). Regarding the REACH Regulation, the information TE provides on SVHC in articles for this part number is based on the latest European Chemicals Agency (ECHA) ‘Guidance on requirements for substances in articles’ posted at this URL: <https://echa.europa.eu/guidance-documents/guidance-on-reach>

Compatible Parts



TE Part # 1-1393143-9
27E166=SOCKET,KH,14,SCW,SURF-MOUNT



TE Part # 1419106-1
27E006=SOCKET,KH,14,SLG,G/T,PH



TE Part # 2-1419106-6
27E894=SOCKET,KH,14,SCW,POLY,DINRAIL



TE Part # 1419106-2
27E007=SOCKET,KH,14,PC,PHEN,BL,PCB




TE Part # 1419106-3
27E023=SOCKET,KH,14,PCB,PHEN,BL

Also in the Series | **Potter & Brumfield KHA**



AC Relays(6)

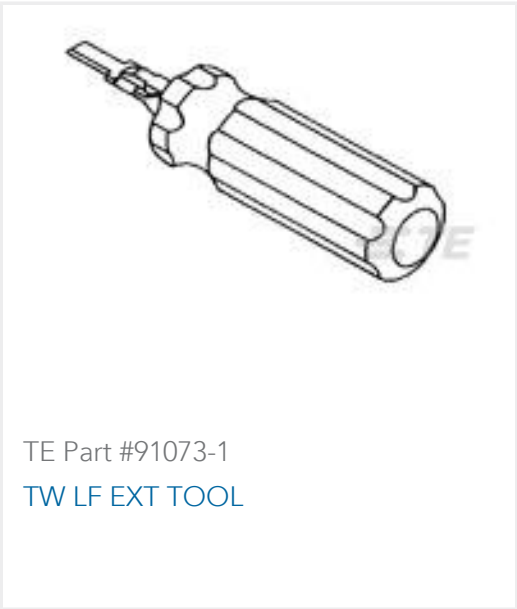


General Purpose Power Relays(14)

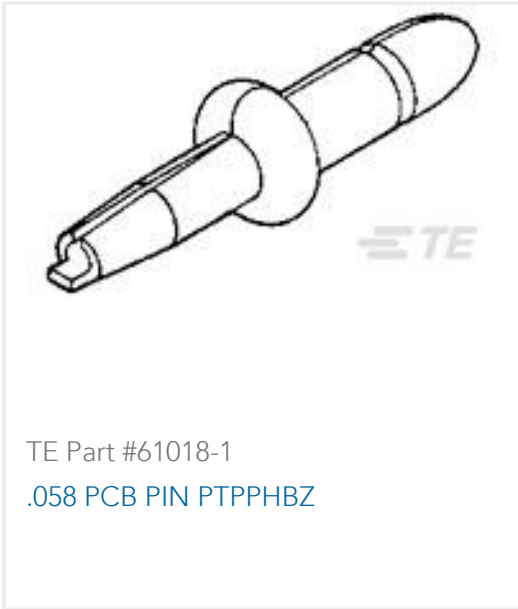


Relay Accessories(5)

Customers Also Bought



TE Part #91073-1
TW LF EXT TOOL



TE Part #61018-1
.058 PCB PIN PTPPHBZ



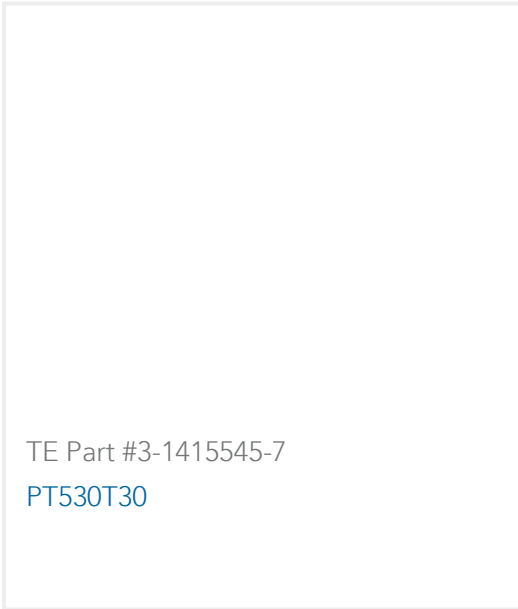
TE Part #33461
TERMINAL,SOLIS R 8 1/4



TE Part #1-480704-0
06P UMNPLUG HSG NATL



TE Part #102387-1
10 MODIV HSG COMP DR .100 POL



TE Part #3-1415545-7
PT530T30

Documents

- CAD Files
- Customer View Model
- ENG_CVM_CVM_3-1393122-9_C.2d_dxf.zip
- English
- 3D PDF
- 3D



Customer View Model

[ENG_CVM_CVM_3-1393122-9_C.3d_igs.zip](#)

English

Customer View Model

[ENG_CVM_CVM_3-1393122-9_C.3d_stp.zip](#)

English

By downloading the CAD file I accept and agree to the [Terms and Conditions](#) of use.

Datasheets & Catalog Pages

[KHA General Purpose Dry Circuit to 5A Multicontact AC or DC Relay](#)

English

[KHA](#)

English

Product Specifications

[Definitions General Purpose Relays](#)

English

Agency Approvals

[UL](#)

English