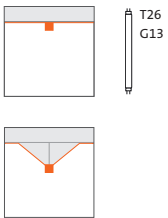


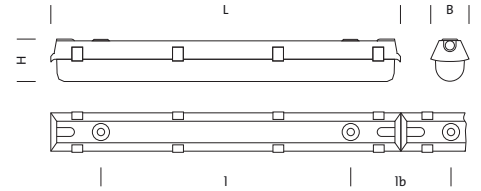
Overview of product data:
5LS32911ET1

FR100,1x58W,T26,LLCG,PMMA,dir,SP,surf



Product description

FR 100, damp-proof luminaire, primary light control with reflector, of sheet steel, white, primary optical cover: enclosure, of PMMA, pearled structure, light emission: direct distribution, primary light characteristic: symmetric, installation type: suspended mounting, surface-mounted, for 1 x T26 58W, control gear: LLCG, inductive, with terminal, 3-pole, max. 2.5mm², mains connection: 230V, AC, 50Hz, luminaire housing, of glass-fibre reinforced polyester, uncoated, bright grey, length: 1.577 mm, width: 105 mm, height: 116mm, clip for enclosure, of PBT and V2A, protection rating (complete): IP65, insulation class (complete): insulation class I (protective earthing), certification: CE, ENEC 10, VDE, permissible ambient temperature for indoor applications: -40.-10°C, standard: EN 50419, EN 60598-2-1, packaging unit: 1 piece

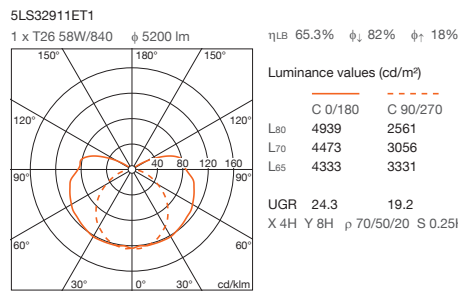


	L	l	lb	B	H
1xT26 18W	667	330	335	105	116
1xT26 36W	1277	800	475	105	116
1xT26 58W	1577	1100	475	105	116
2xT26 36W	1277	800	475	136	132
2xT26 58W	1577	1100	475	136	132



Lamps: 1x T26 58W
 Socket: G13
 Wt. (kg): 4.2
 Order No.: 5LS32911ET1
 GTIN (EAN): 4039806608383

5LS32911ET1: 1x T26 58W/840



No. of luminaires in room

Reflection factors 70/50/20

Em(x)	100	200	500
Lh(m)	2.5	3.0	3.0
20 m ²	1.2	1.4	2.4
30 m ²	1.7	2.0	3.5
40 m ²	2.2	2.5	4.3
50 m ²	2.6	2.9	5.2
75 m ²	3.7	4.1	7.4
100 m ²	4.7	5.1	9.4
500 m ²	20	21	40

Maintenance factor 0.8 Rh = Lh + 0.5 m

You can find a complete overview of lighting technology / planning data from page 4.

Product data details:
5LS32911ET1

FR100,1x58W,T26,LLCG,PMMA,dir,SP,surf



Detailed technical description

Key data

- Product type: damp-proof luminaire
- Family: FR 100
- Order No.: 5LS32911ET1

Lighting technology | Lamps | Control gear

Component 1

Lighting technology:

- Light control: reflector of sheet steel, white
- Cover: enclosure, pearled structure
- Beam angle: wide distribution
- Symmetry: symmetric distribution
- Light emission: direct distribution
- UGR viewing direction along longitudinal luminaire axis: < 19
- UGR viewing direction along lateral luminaire axis: < 25

Lamps:

- Lamps: for fluorescent lamp, 1x T26 58W
- Socket: G13
- Supplement: without through-wiring, without fuse

Operating device:

- Control gear: LLCG

Material | Colour

- luminaire housing: glass-fibre reinforced polyester, uncoated, bright grey
- clip for enclosure: PBT and V2A, PBT catch element with aid of a V2A bracket
- Quantity: 10 piece
- Cover: enclosure of PMMA

Mounting

- Mounting method, mounting location: suspended mounting, surface-mounted, to wire suspension, to the ceiling, to the mounting rail
- Arrangement: single/continuous arrangement

Electrical connection

- Connection: terminal, 3-pole, max. 2.5mm²
- Nominal voltage: 230V, AC, 230..240V, 50Hz

Dimensions | Weight

- Length: 1577mm
- Width: 105mm
- Height: 116mm
- Weight: 4.2kg

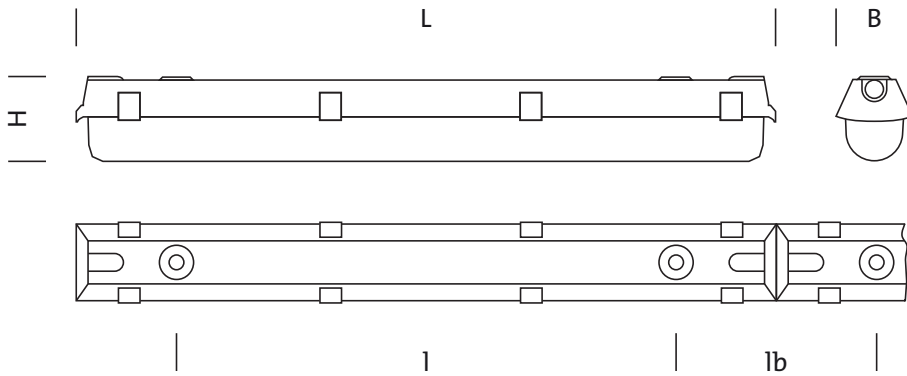
Approval

- Protection rating: IP65
- Insulation class: insulation class I (protective earthing)
- Permissible ambient temperature: -40..-10°C
- Standard: EN 50419, EN 60598-2-1
- Certification: CE, ENEC 10, VDE

Dimensions:
5LS32911ET1

FR100,1x58W,T26,LLCG,PMMA,dir,SP,surf

3/4

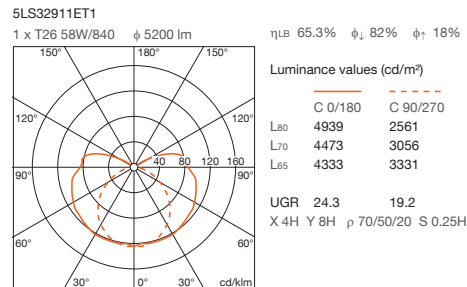


	L	l	lb	B	H
1xT26 18W	667	330	335	105	116
1xT26 36W	1277	800	475	105	116
1xT26 58W	1577	1100	475	105	116
2xT26 36W	1277	800	475	136	132
2xT26 58W	1577	1100	475	136	132

Lighting technology / Planning data:
5LS32911ET1

FR100,1x58W,T26,LLCG,PMMA,dir,SP,surf

5LS32911ET1: 1x T26 58W/840

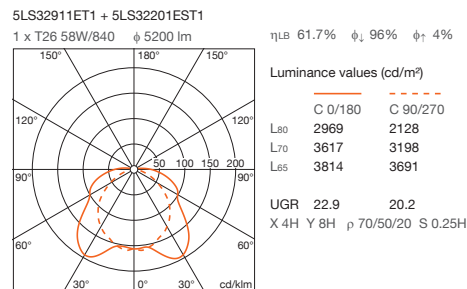


No. of luminaires in room
Reflection factors 70/50/20

Em(x)	100	200	500
Lh(m)	2.5	3.0	2.5
20 m ²	1.2	1.4	2.4
30 m ²	1.7	2.0	3.5
40 m ²	2.2	2.5	4.3
50 m ²	2.6	2.9	5.2
75 m ²	3.7	4.1	7.4
100 m ²	4.7	5.1	9.4
500 m ²	20	21	40

Maintenance factor 0.8 Rh = Lh + 0.5 m

5LS32911ET1+5LS32201EST1: 1x T26 58W/840



No. of luminaires in room
Reflection factors 70/50/20

Em(x)	100	200	500
Lh(m)	2.5	3.0	2.5
20 m ²	1.0	1.2	2.1
30 m ²	1.6	1.8	3.1
40 m ²	2.0	2.2	4.0
50 m ²	2.4	2.6	4.7
75 m ²	3.4	3.8	6.8
100 m ²	4.4	4.8	8.8
500 m ²	20	20	39

Maintenance factor 0.8 Rh = Lh