

## FEATURES

- Low gas emissions  
99% plus recombination
- Excellent recovery from deep discharge
- Leak proof – Sealed batteries
- ABS resin case to UL94-HB conform
- Road transport to UN2800 (Batteries, Wet, Non-Spillable)
- Air Transport to Special Provision 'A67' 'IATA' & 'ICAO'. (Batteries, Wet, Non-Spillable)

## RS PRO Lead Acid Battery 12V, 65Ah

RS Stock No.: 537-5539



RS Professionally Approved Products bring to you professional quality parts across all product categories. Our product range has been tested by engineers and provides a comparable quality to the leading brands without paying a premium price.

## Product Description

RS PRO Lead acid batteries are suitable for use across a number of industries as well as for general purpose. They are sealed and have many uses, and are ideal for standby & float applications. These batteries are long life rechargeable batteries.

## General Specifications

<b>Technology</b>	AGM
<b>Designed for Cyclic Application</b>	No
<b>Eurobat Classification</b>	3 to 5 Years
<b>Container Material</b>	A.B.S. (UL94-HB) conform
<b>Application</b>	Standby & Float applications

## Electrical Specifications

<b>Capacity</b>	65Ah
<b>Nominal Voltage</b>	12V
<b>Terminal Type</b>	T6
<b>Cells Per Unit</b>	6V
<b>Voltage Per Unit</b>	12V
<b>Max. Discharge Current</b>	780A (5 sec)
<b>Max. Charging Current Limit</b>	19.5A
<b>Float charging Voltage</b>	13.5VDC to 13.8VDC/unit Average at 25°C
<b>Internal Resistance</b>	7.3mOhm
<b>Equalization and Cycle Service</b>	14.4VDC to 15.0VDC/unit Average at 25°C
<b>Self-Discharge</b>	The batteries can be stored for more than 6 months at 25°C. Self-discharge ratio less than 3% per month at 25°C. Please charge batteries before using

## Mechanical Specifications

<b>Dimensions</b>	348mm x 167mm x 178mm
<b>Height</b>	348mm
<b>Length</b>	167mm
<b>Width</b>	178mm
<b>Weight</b>	19.2kg

## Operation Environment Specifications

<b>Operating Temperature Range</b>	Discharge : -15°C to 50°C Charge : 0°C to 40°C Storage : -15°C to 40°C / -20 → +60°C
<b>Nominal Operating Temperature Range</b>	25 ±3°C (77 ±5°F )

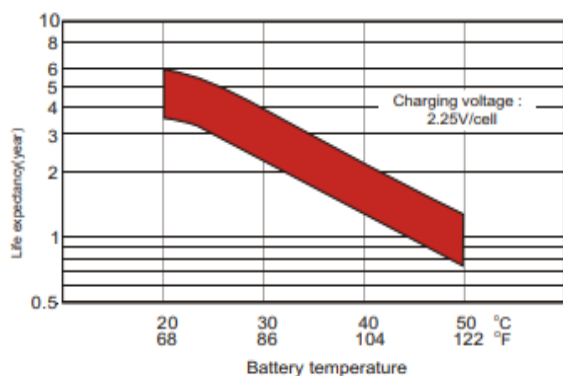
## Approvals

<b>Compliance/Certifications</b>	UL94-HB
----------------------------------	---------

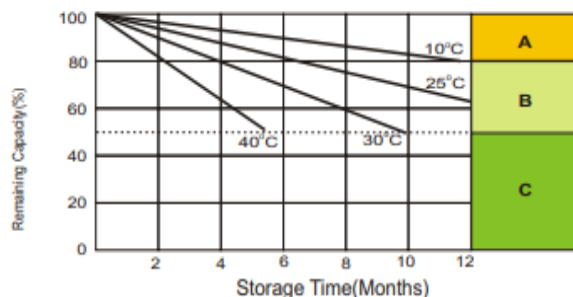
## Available Capacity Subject to Temperature

Battery Type		-20°C	-10°C	0°C	5°C	10°C	20°C	25°C	30°C	40°C	45°C
AGM Battery	6V&12V	46%	66%	76%	83%	90%	98%	100%	103%	107%	109%

## Effect of Temperature on Long Term Float Life

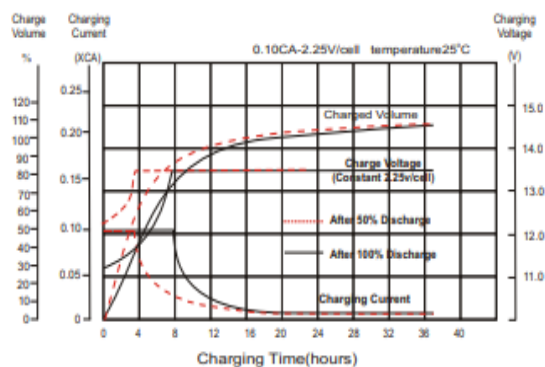


## Self Discharge Characteristics

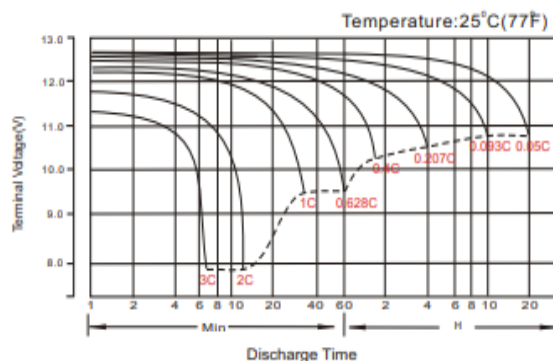


- A** No supplementary charge required  
(Carry out supplementary charge before use if 100% capacity is required.)
- B** Supplementary charge required before use. Optional charging way as below:  
 1. Charged for above 3 days at limited current 0.25CA and constant voltage 2.25V/cell.  
 2. Charged for above 20 hours at limited current 0.25CA and constant voltage 2.45V/cell.  
 3. Charged for 8-10 hours at limited current 0.05CA.
- C** Avoid this storage period unless regular Top charge.  
 Supplementary charge may often fail to recover the full capacity

## Float Charging Characteristics



## Discharge Characteristics



## Constant Current Discharge Characteristics : A (25°C)

Amps

F.V/Time	5min	10min	15min	20min	30min	45min	1h	2h	3h	4h	5h	6h	8h	10h	20h
1.85V/cell	114.0	87.6	75.5	65.6	50.8	37.8	30.6	18.5	14.2	11.78	10.04	8.79	7.11	5.98	3.20
1.80V/cell	142.7	102.5	85.9	73.8	55.7	40.8	32.7	19.7	14.9	12.34	10.47	9.16	7.40	6.21	3.25
1.75V/cell	160.9	111.8	93.8	79.0	58.7	42.8	34.2	20.4	15.3	12.65	10.72	9.35	7.51	6.27	3.29
1.70V/cell	177.1	120.7	100.1	82.9	61.4	44.3	35.6	21.1	15.8	12.96	10.97	9.53	7.62	6.33	3.32
1.65V/cell	193.8	130.0	105.1	86.1	63.3	45.8	36.6	21.6	16.2	13.23	11.18	9.70	7.73	6.40	3.37
1.60V/cell	210.1	138.2	109.3	89.4	65.0	47.4	37.5	22.1	16.6	13.49	11.38	9.84	7.83	6.48	3.38

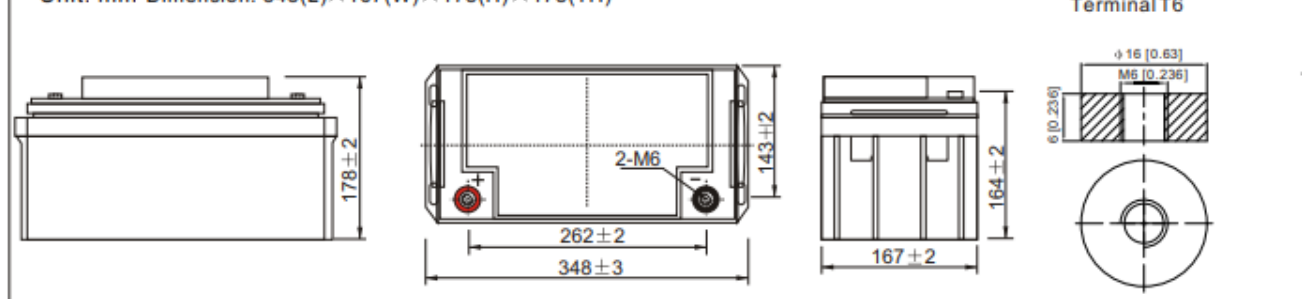
## Constant Power Discharge Characteristics : W (25°C)

Watts

F.V/Time	5min	10min	15min	20min	30min	45min	1h	2h	3h	4h	5h	6h	8h	10h	20h
1.85V/cell	208.5	161.7	140.9	123.6	96.8	72.7	59.1	35.9	27.7	23.0	19.7	17.28	14.04	11.83	6.34
1.80V/cell	258.1	187.0	158.1	137.0	104.6	77.9	62.8	37.9	29.0	24.0	20.4	17.93	14.56	12.27	6.43
1.75V/cell	284.8	200.8	170.5	145.3	109.3	80.9	65.3	39.3	29.6	24.5	20.9	18.24	14.74	12.38	6.50
1.70V/cell	304.9	211.9	179.5	151.4	113.6	83.4	67.7	40.4	30.4	25.1	21.3	18.58	14.94	12.49	6.56
1.65V/cell	328.8	226.2	186.9	156.0	116.3	85.4	69.1	41.2	31.1	25.5	21.6	18.84	15.13	12.61	6.64
1.60V/cell	348.4	235.0	191.2	160.3	118.4	87.9	70.5	41.9	31.6	25.9	21.9	19.07	15.30	12.74	6.66

## Dimensions

Unit: mm Dimension: 348(L)×167(W)×178(H)×178(TH)



## Discharge Current VS. Discharge Voltage

Final Discharge Voltage V/cell	1.80V	1.75V	1.60V
Discharge Current (A)	(A) ≤ 0.2C	0.2C < (A) < 1.0C	(A) ≥ 1.0C

**Charge the batteries at least once every six months, if they are stored at 25°C.**

## Charging Method:

Constant Voltage	-0.2Cx2h+2.4~2.45V/Cellx24h,Max. Current 0.3CA
Constant Current	0.1C until the voltage reaching 14.4V,then 0.1Cx4h