

Solenoid valves VUVS/valve manifold VTUS



Festo core product range
Covers 80% of your automation tasks

Worldwide:
Superb:
Easy:


Always in stock
Festo quality at an attractive price
Reduces procurement and storing complexity



Generally ready for shipping ex works in 24 hours
Held in stock in 13 service centres worldwide
More than 2200 product




Generally ready for shipping ex works in 5 days
Assembled for you in 4 service centres worldwide
Up to 6 x 10¹² variants per product series



Solenoid valves VUVS/valve manifold VTUS

Key features



Innovative

- A reliable, robust valve with a long service life
- Design principle:
 - Piston spool with sealing ring (VUVS-LK)
 - Disc seat soft-sealing (VUVS-LT)
 - Piston spool with sealing cartridge (VUVS-L)
- Flow rate up to 1800 l/min with VUVS-LK and VUVS-LT
- Flow rate up to 2300 l/min with VUVS-L
- Wide range of valve functions

Flexible

- Operating voltage can be easily altered by changing the solenoid coil (VUVS-L and VUVS-LT)
- In-line valves can be used as individual valves or manifold valves
- Variable pressure zones
- Wide range of mounting options

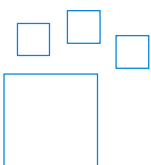
Reliable

- Ergonomic, reliable operation
- Reliable servicing thanks to valves that can be replaced quickly and easily

Easy to install

- Pre-assembled units on rails
- Individual valves assembled ready for installation
- Common supply manifolds for mounting on one or both sides
- Secure mounting on wall or H-rail

Product configurator



Configurable product
This product and all its options can be ordered using the configurator.

The configurator can be found under Products on the DVD or at
→ www.festo.com/catalogue/...

Enter the type (or part number) in the search field:

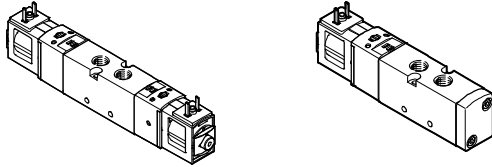
- | | |
|-----------|---------|
| • VUVS-20 | 576516 |
| • VUVS-25 | 8022014 |
| • VUVS-30 | 8022017 |
| • VTUS-20 | 577304 |
| • VTUS-25 | 8022016 |
| • VTUS-30 | 8022019 |

Solenoid valves VUVS/valve manifold VTUS

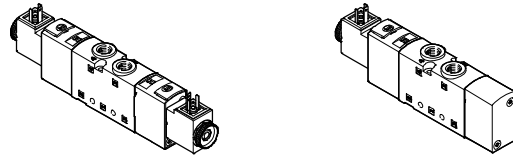
Key features

Solenoid valves VUVS

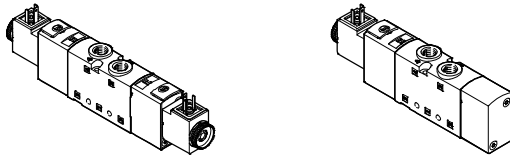
In-line valve VUVS-LK as individual valve (piston slide valve)



In-line valve VUVS as individual valve (disk seat valve)



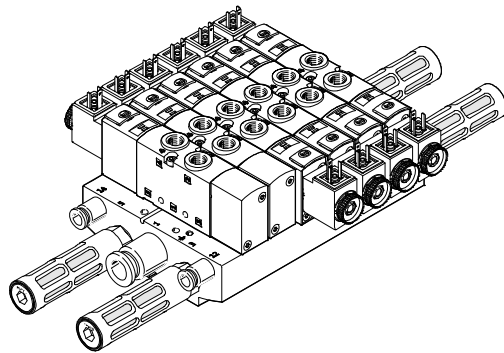
In-line valve VUVS-L as individual valve (piston slide valve)



In-line valves are designed to be used without pneumatic linking. All pneumatic connections are on the valve and can be equipped with fit-

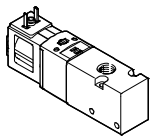
tings/tubing. By using a special seal set, the in-line valves can also be mounted on a manifold rail (pneumatic linking) as semi in-line valves.

Valve manifold VTUS



Equipment options

VUVS-LK



- 3/2- and 5/2-way valves, with solenoid coil
- Size 20 (21 mm), size 25 (26.5 mm) and size 30 (31 mm)

Valve functions

3/2-way valve, normal position open, single solenoid:open, mono-stable:

- Internal pilot air supply
- Reset via pneumatic spring
- Direction of flow not reversible

5/2-way valve, single solenoid:

- Internal pilot air supply
- Reset via pneumatic spring
- Direction of flow not reversible

5/2-way valve, double solenoid:

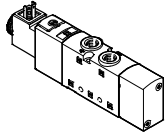
- Internal pilot air supply
- Direction of flow not reversible

Solenoid valves VUVS/valve manifold VTUS

Key features

Equipment options

VUVS-LT



- 3/2-, 2x 3/2- und 5/2-way valves, with or without solenoid coil
- Size 20 (21 mm), Size 25 (26.5 mm) and size 30 (31 mm)

Valve functions

3/2-way valve, normal position open, monostable:

- Internal/external pilot air supply
- Reset via mechanical spring
- Direction of flow not reversible

3/2-way valve, normal position closed, single solenoid:

- Internal/external pilot air supply
- Reset via mechanical spring
- Direction of flow not reversible

2x 3/2-way valve, normal position-open, monostable:

- Internal/external pilot air supply
- Reset via mechanical spring
- Direction of flow not reversible

2x 3/2-way valve, normal position-closed, single solenoid:

- Internal/external pilot air supply
- Reset via mechanical spring
- Direction of flow not reversible

2x 3/2-way valve, 1x normally open, 1x normally closed, monostable:

- Internal/external pilot air supply
- Reset via mechanical spring
- Direction of flow not reversible

5/2-way valve, single solenoid:

- Internal/external pilot air supply
- Reset via mechanical spring
- Direction of flow not reversible

5/2-way valve, double solenoid:

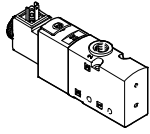
- Internal/external pilot air supply
- Direction of flow not reversible

Solenoid valves VUVS/valve manifold VTUS

Key features

Equipment options

VUVS-L



- 3/2-, 5/2- and 5/3-way valves, with or without solenoid coil
- Size 20 (21 mm), size 25 (26.5 mm) and size 30 (31 mm)

Valve functions

3/2-way valve, normal position open, monostable:

- Internal/external pilot air supply
- Reset via pneumatic/mechanical spring
- Direction of flow can be reversed in the case of external pilot air supply

3/2-way valve, normal position closed, single solenoid:

- Internal/external pilot air supply
- Reset via pneumatic/mechanical spring
- Direction of flow can be reversed in the case of external pilot air supply

5/2-way valve, single solenoid:

- Internal/external pilot air supply
- Reset via pneumatic/mechanical spring
- Direction of flow can be reversed in the case of external pilot air supply

5/2-way valve, double solenoid:

- Internal/external pilot air supply
- Direction of flow can be reversed in the case of external pilot air supply

5/3-way valve, mid-position exhausted, pressurised or closed:

- Internal/external pilot air supply
- Reset via mechanical spring
- Direction of flow can be reversed in the case of external pilot air supply



Note

The operating voltage of valves VUVS-L and VUVS-LT can be varied by changing the solenoid coil on the armature guide tube.

Key features

- A maximum of 16 valve positions can be configured in the standard version (for VUVS-L variant only)
- A maximum of 12 valve positions can be configured in the compact version (maximum of 10 valve positions for VUVS-LK variant)
- Valve positions 2 ... 10 can be configured in increments of 1, valve positions 10 ... 16 in increments of 2
- Manifold block with a maximum of 10 valve positions
- Extension module with 2 valve positions
- Common supply manifold with a maximum of 10 valve positions
- Creation of pressure zones (maximum 9 pressure zones in the case of a valve manifold with 16 valve positions)

Design

Valve replacement

Each valve is attached to the manifold block using two screws. The appropriate seal is mounted on the valve.

This means that the valves can be easily replaced.

Extension

Valve positions covered with blanking plates can be replaced with valves at a later date. The dimensions, mounting points and existing pneumatic installations remain unchanged.

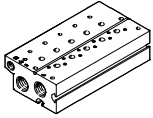
Extension modules with two valve positions are available for the standard manifold block. A manifold block can be extended with a maximum of three extension modules.

Solenoid valves VUVS/valve manifold VTUS

Key features

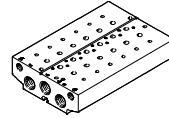
Standard manifold block (not for VUVS-LK valves)

For 3/2-way valves



- Connection
Size 20: G3/8
Size 25: G1/2
Size 30: G3/4
- For valves with external pilot air supply
- Maximum 10 valve positions

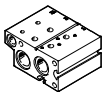
For 5/2- and 5/3-way valves



- Connection
Size 20: G3/8
Size 25: G1/2
Size 30: G3/4
- For valves with external pilot air supply
- Maximum 10 valve positions

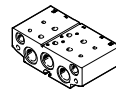
Manifold block extension module for standard manifold block (not for valves VUVS-LK)

For 3/2-way valves



- Connection
Size 20: G3/8
Size 25: G1/2
Size 30: G3/4
- Maximum two valve positions

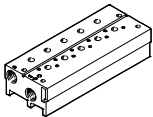
For 5/2- and 5/3-way valves



- Connection
Size 20: G3/8
Size 25: G1/2
Size 30: G3/4
- Maximum two valve positions

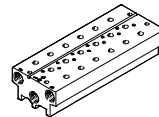
Compact manifold block

For 3/2-way valves



- Connection
Size 20: G1/4
Size 25: G3/8
Size 30: G1/2
- Maximum 10 valve positions

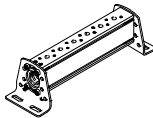
For 5/2- and 5/3-way valves



- Connection
Size 20: G1/4
Size 25: G3/8
Size 30: G1/2
- Maximum 10 valve positions

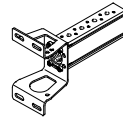
Common supply manifold

Mounting on both sides



- Connection
Size 20: G3/8
Size 25: G1/2
Size 30: G3/4
- Maximum 10 valve positions

Mounting on one side



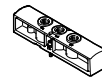
- Connection
Size 20: G3/8
Size 25: G1/2
Size 30: G3/4
- Maximum 4 valve positions

Blanking plate for unused valve position



For covering unused valve positions

Supply plate



For additional air supply and exhaust via a valve position

Separator for pressure zones



For creating pressure zones (maximum 9 pressure zones permitted)

Note

A filter must be installed upstream of the intake air getting into the valve valves operated in vacuum mode. This prevents any foreign matter in

the intake air getting into the valve (e.g. when operating a suction cup).

Solenoid valves VUVS/valve manifold VTUS

Key features – Pneumatics



Creating pressure zones and separating exhaust air

Compressed air is supplied and exhausted via the manifold block/supply manifold and via supply plates. The position of the supply plates and duct separations can be freely selected with the VTUS.

A pressure zone is created by isolating the internal ducts between the valve positions using an appropriate separator.

The separator can be used in the following ducts:

- Duct 1
- Duct 3
- Duct 5

Note

- Use a separator if the exhaust air pressures are high
- Use at least one supply plate/supply for each pressure zone
- Pressure zone separation is not possible in ducts 12 and 14 (pilot air supply)

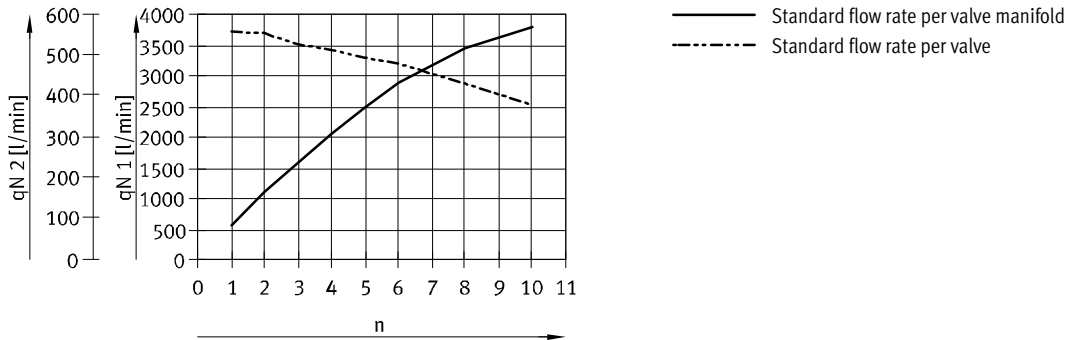
Duct separation	Description
	<p>The pressure zones can be freely configured with the VTUS. The following duct separations are possible:</p> <ul style="list-style-type: none"> • Duct 1 closed <div data-bbox="1173 828 1420 952" style="border: 1px solid black; padding: 5px; text-align: center;"> </div> • Duct 1/3/5 closed <div data-bbox="1173 963 1420 1086" style="border: 1px solid black; padding: 5px; text-align: center;"> </div> • Duct 3/5 closed <div data-bbox="1173 1097 1420 1220" style="border: 1px solid black; padding: 5px; text-align: center;"> </div>
	<p>The number of pressure zones with the VTUS is limited by the number of valve positions on the manifold block/supply manifold. Note that each supply plate occupies one valve position. There must always be at least two valve positions between two separators. In the case of a maximum extension of 16 valve positions, a maximum of 9 pressure zones can be created.</p>

Solenoid valves VUVS/valve manifold VTUS

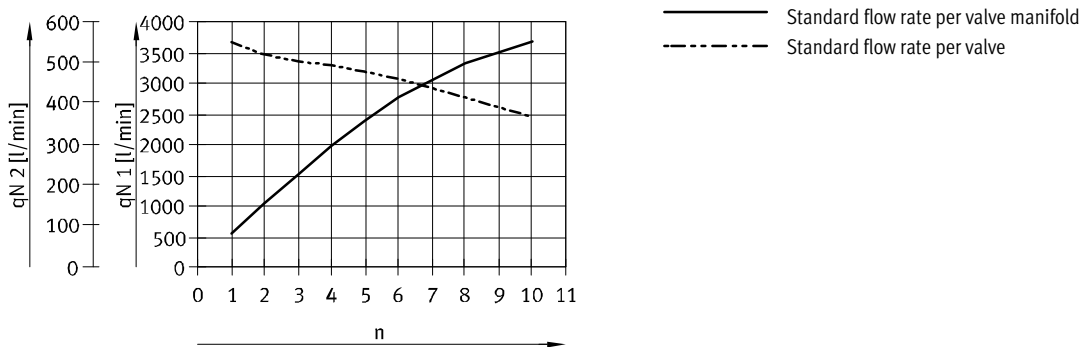
Key features – Pneumatics, VUVS-LK

Standard nominal flow rate q_N , with several valves n connected in parallel, size 20

For 3/2-way valves, individual valve and valve manifold



For 5/2-way valves, individual valve and valve manifold

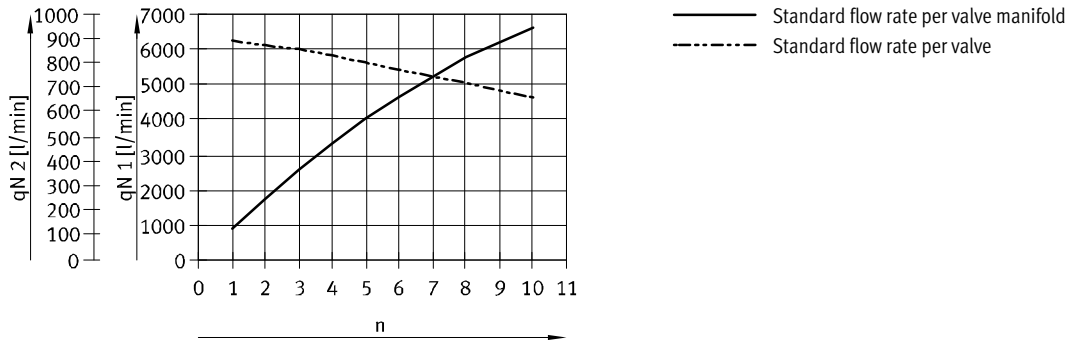


Solenoid valves VUVS/valve manifold VTUS

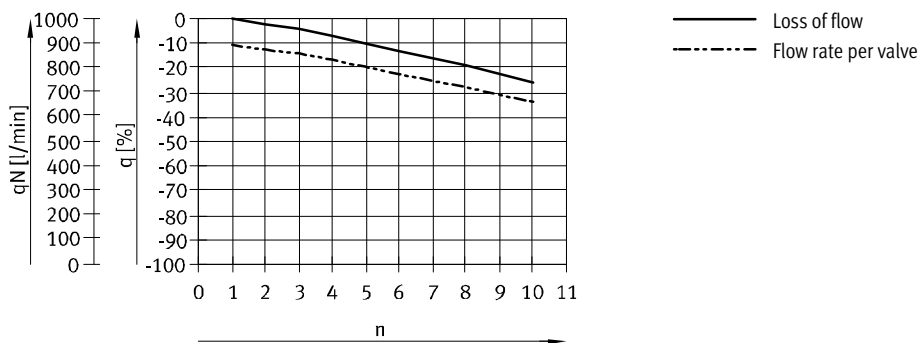
Key features – Pneumatics, VUVS-LK

Standard nominal flow rate q_N , with several valves n connected in parallel, size 25

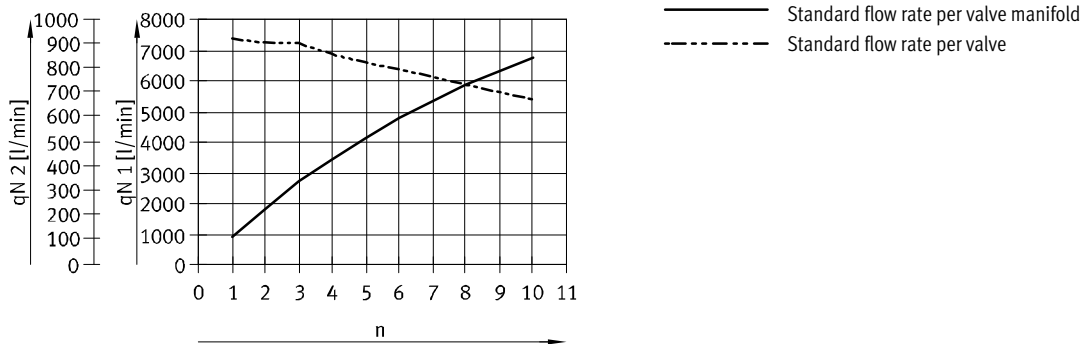
For 3/2-way valves, individual valve and valve manifold



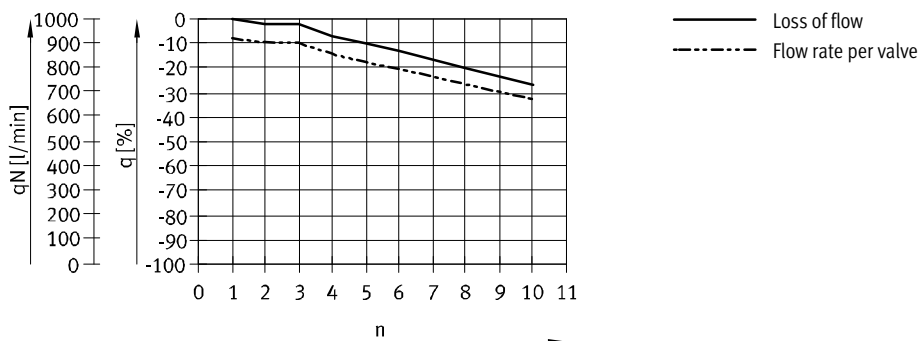
For 3/2-way valves, individual valve



For 5/2-way valves, individual valve and valve manifold



For 5/2-way valves, individual valve

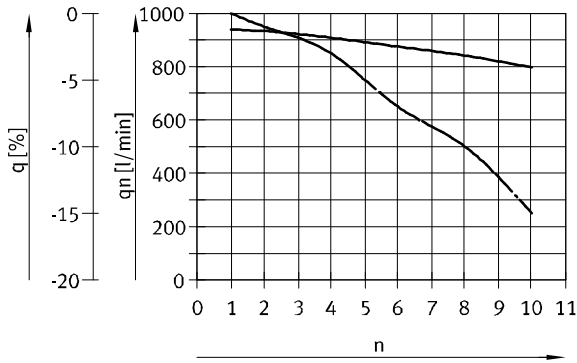


Solenoid valves VUVS/valve manifold VTUS

Key features – Pneumatics, VUVS-LT

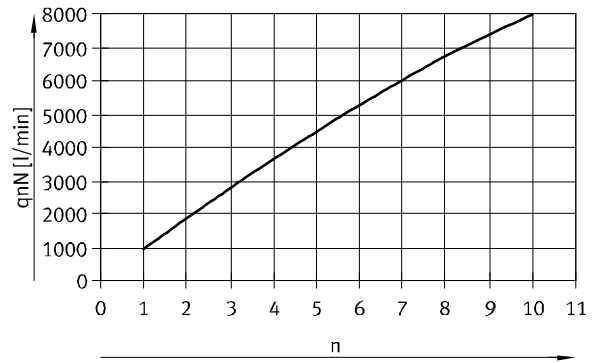
Standard nominal flow rate q_{nN} , with several valves n connected in parallel, size 25

For 3/2-way valves, individual valve



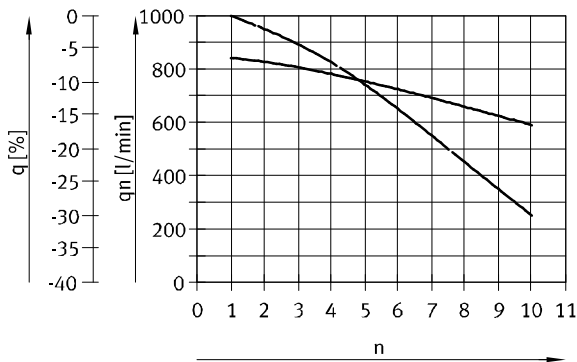
— Flow rate per valve
- - - Loss of flow

For 3/2-way valves, valve manifold



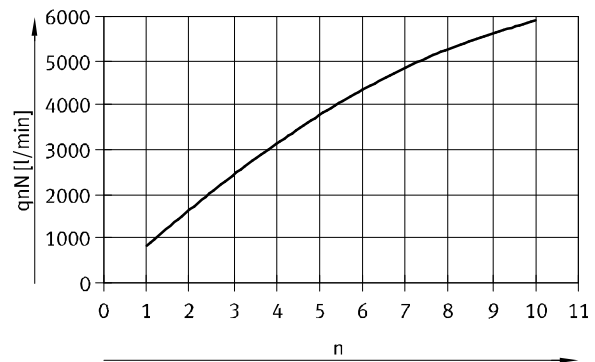
— Standard flow rate per valve manifold

For 5/2-way valves, individual valve



— Flow rate per valve
- - - Loss of flow

For 5/2-way valves, valve manifold



— Standard flow rate per valve manifold

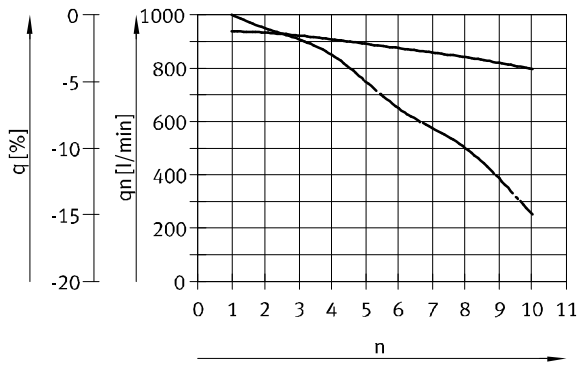
Solenoid valves VUVS/valve manifold VTUS

Key features – Pneumatics, VUVS-LT

Standard nominal flow rate q_{nN} , with several valves n connected in parallel, size 25

For 2x 3/2-way valves, individual valve

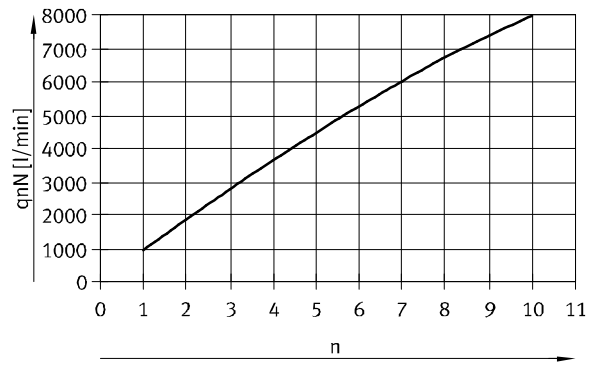
One valve function per valve position in open switching position



— Flow rate per valve
- - - Loss of flow

For 2x 3/2-way valves, valve manifold

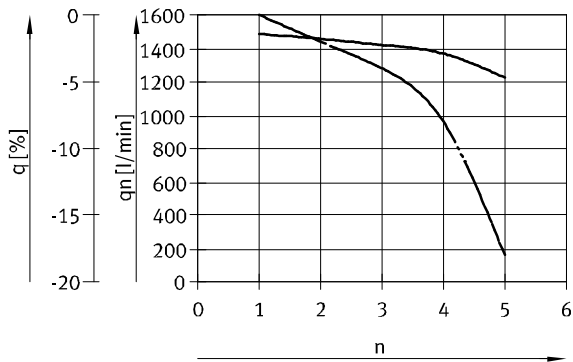
One valve function per valve position in open switching position



— Standard flow rate per valve manifold

For 2x 3/2-way valves, individual valve

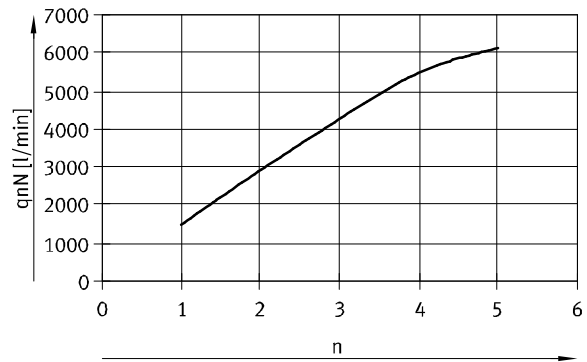
Both valve functions per valve position simultaneously in open switching position



— Flow rate per valve
- - - Loss of flow

For 2x 3/2-way valves, valve manifold

Both valve functions per valve position simultaneously in open switching position



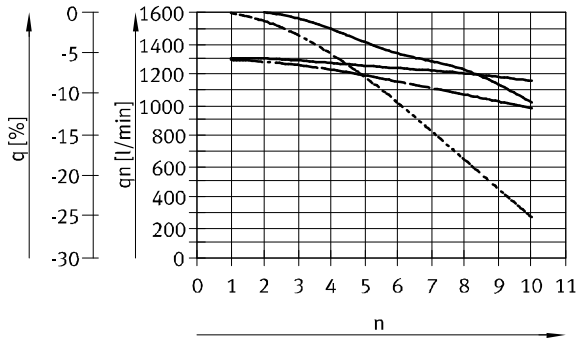
— Standard flow rate per valve manifold

Solenoid valves VUVS/valve manifold VTUS

Key features – Pneumatics, VUVS-LT

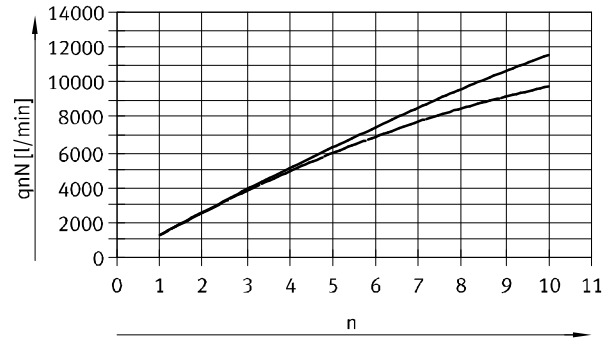
Standard nominal flow rate $q_n N$, with several valves n connected in parallel, size 30

For 3/2-way valves, individual valve



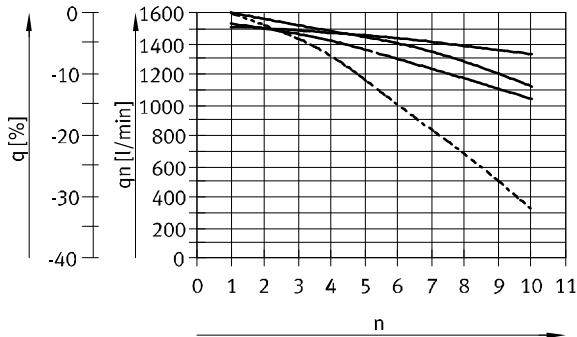
- Standard flow rate per valve (standard)
- - - Standard flow rate per valve (compact)
- Loss of flow (standard)
- - - Loss of flow (compact)

For 3/2-way valves, valve manifold



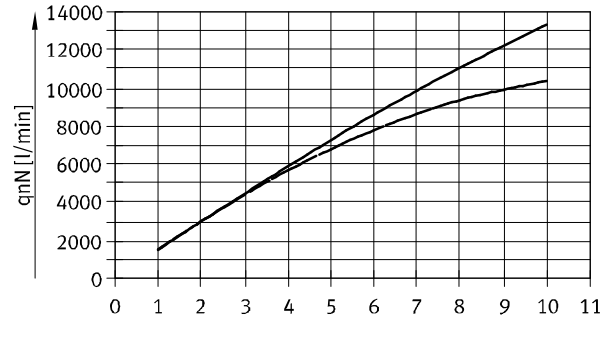
- Standard flow rate per valve manifold (standard)
- - - Standard flow rate per valve manifold (compact)

For 5/2-way valves, individual valve



- Standard flow rate per valve (standard)
- - - Standard flow rate per valve (compact)
- Loss of flow (standard)
- - - Loss of flow (compact)

For 5/2-way valves, valve manifold



- Standard flow rate per valve manifold (standard)
- - - Standard flow rate per valve manifold (compact)

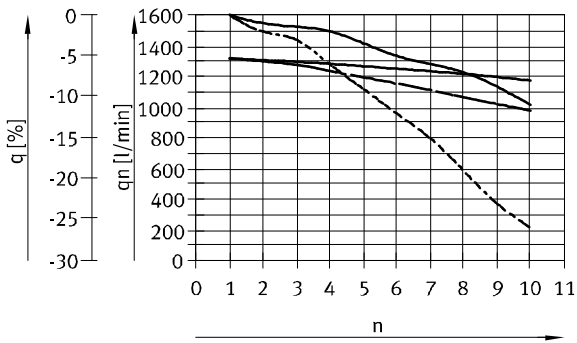
Solenoid valves VUVS/valve manifold VTUS

Key features – Pneumatics, VUVS-LT

Standard nominal flow rate q_{nN} , with several valves n connected in parallel, size 30

For 2x 3/2-way valves, individual valve

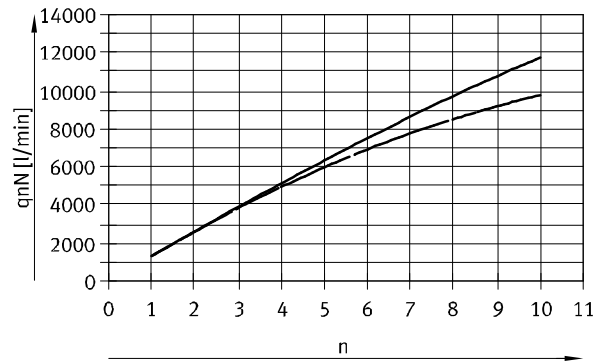
One valve function per valve position in open switching position



- Standard flow rate per valve (standard)
- - - Standard flow rate per valve (compact)
- Loss of flow (standard)
- - - Loss of flow (compact)

For 2x 3/2-way valves, valve manifold

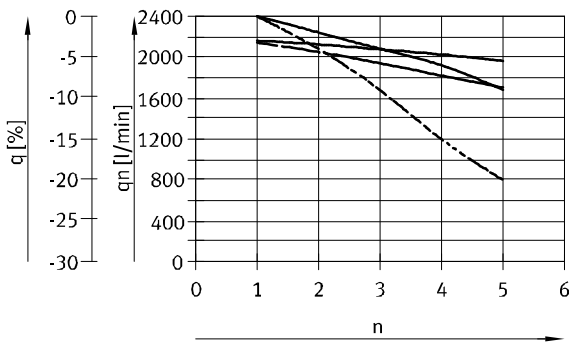
One valve function per valve position in open switching position



- Standard flow rate per valve manifold (standard)
- - - Standard flow rate per valve manifold (compact)

For 2x 3/2-way valves, individual valve

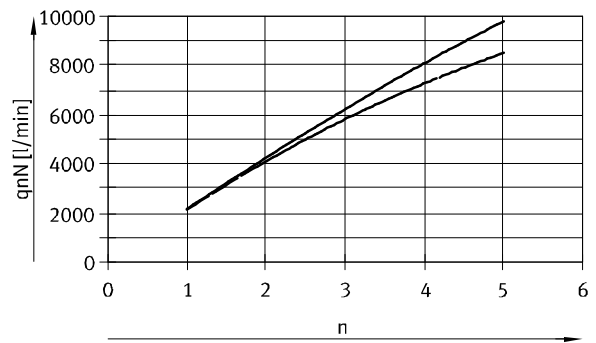
Both valve functions per valve position simultaneously in open switching position



- Standard flow rate per valve (standard)
- - - Standard flow rate per valve (compact)
- Loss of flow (standard)
- - - Loss of flow (compact)

For 2x 3/2-way valves, valve manifold

Both valve functions per valve position simultaneously in open switching position



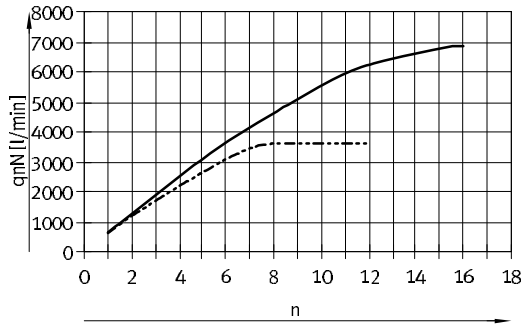
- Standard flow rate per valve manifold (standard)
- - - Standard flow rate per valve manifold (compact)

Solenoid valves VUVS/valve manifold VTUS

Key features – Pneumatics, VUVS-L

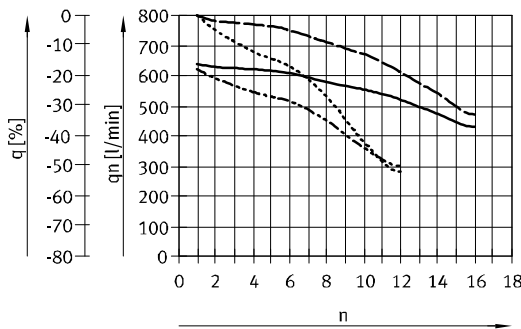
Standard nominal flow rate q_{nN} , with several valves n connected in parallel, size 20

For 3/2-way valves, valve manifold



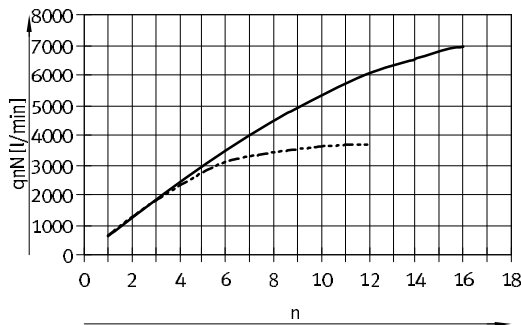
- Standard flow rate per valve manifold (standard)
- - - Standard flow rate per valve manifold (compact)

For 3/2-way valves, individual valve



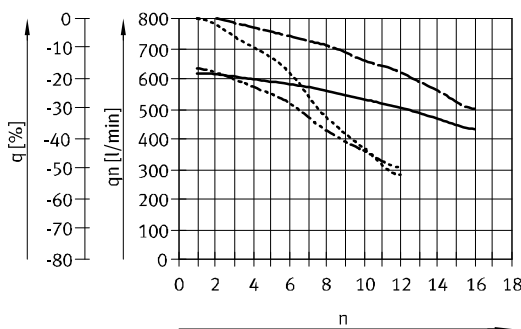
- Standard flow rate per valve (standard)
- - - Standard flow rate per valve (compact)
- Loss of flow (standard)
- - - Loss of flow (compact)

For 5/2-way valves, valve manifold



- Standard flow rate per valve manifold (standard)
- - - Standard flow rate per valve manifold (compact)

For 5/2-way valves, individual valve



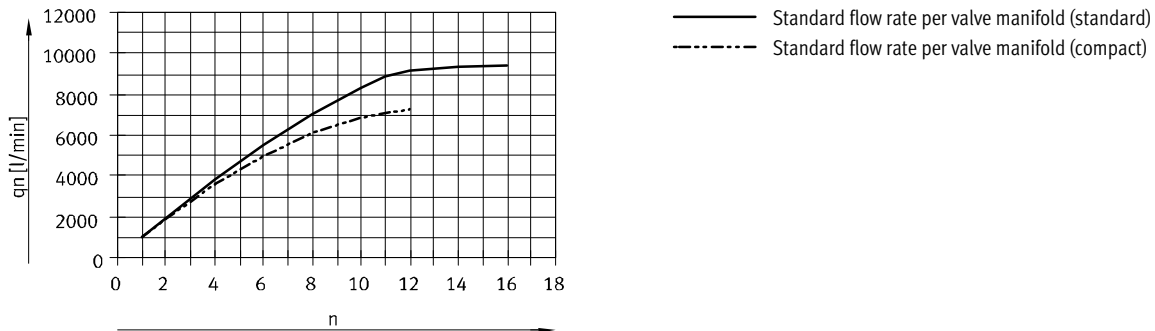
- Standard flow rate per valve (standard)
- - - Standard flow rate per valve (compact)
- Loss of flow (standard)
- - - Loss of flow (compact)

Solenoid valves VUVS/valve manifold VTUS

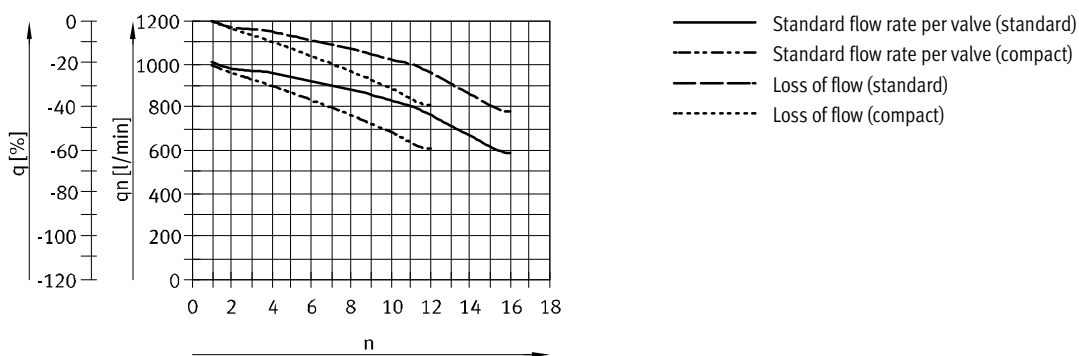
Key features – Pneumatics, VUVS-L

Standard nominal flow rate $q_n N$, with several valves n connected in parallel, size 25

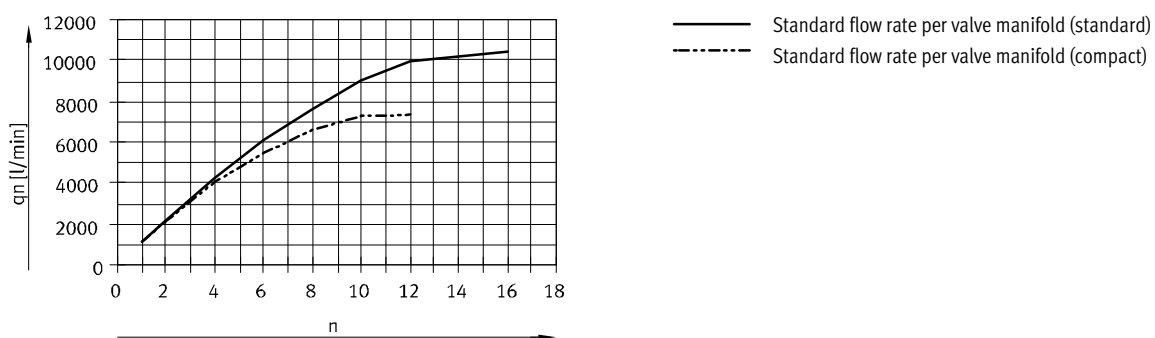
For 3/2-way valves, valve manifold



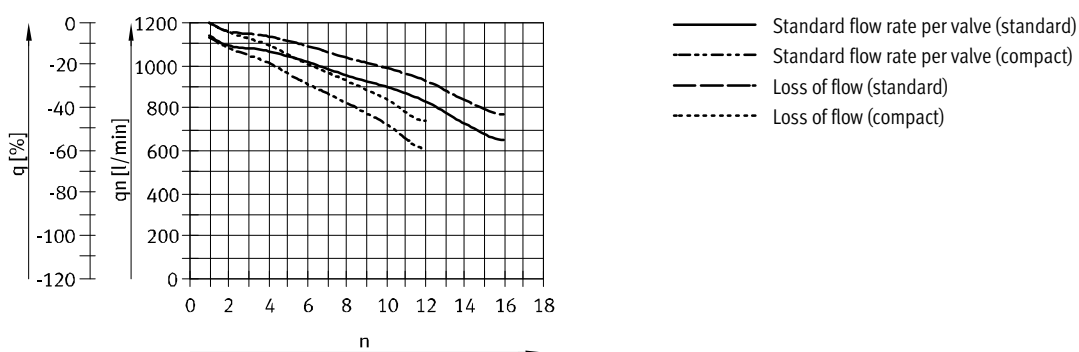
For 3/2-way valves, individual valve



For 5/2-way valves, valve manifold



For 5/2-way valves, individual valve

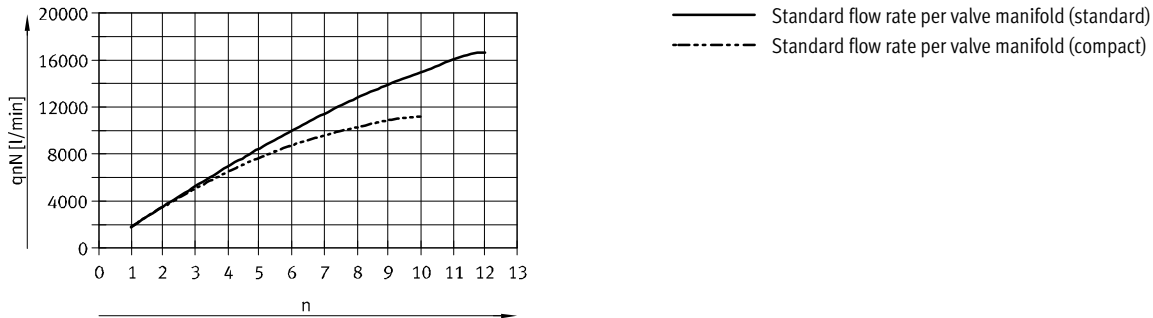


Solenoid valves VUVS/valve manifold VTUS

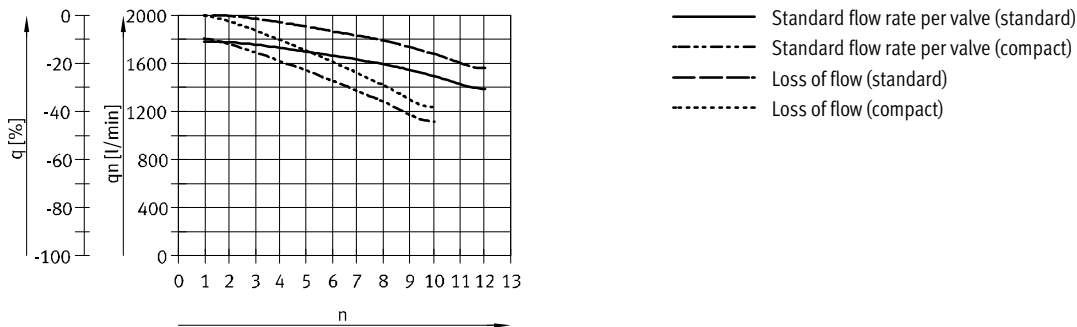
Key features – Pneumatics, VUVS-L

Standard nominal flow rate q_{pN} , with several valves n connected in parallel, size 30

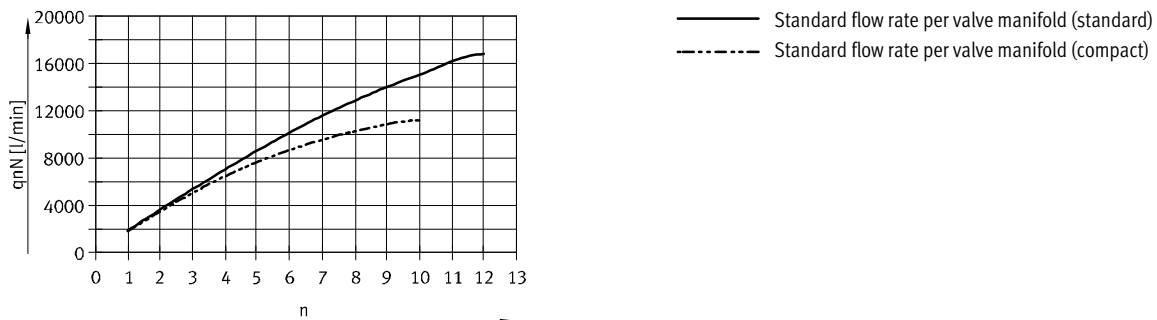
For 3/2-way valves, valve manifold



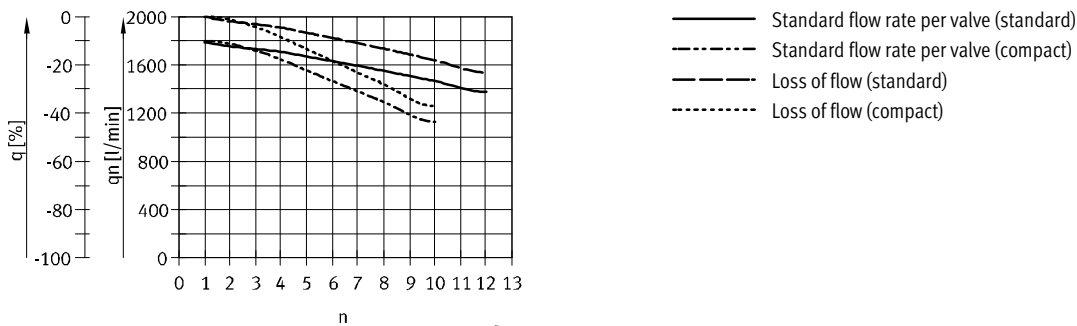
For 3/2-way valves, individual valve



For 5/2- and 5/3-way valves, valve manifold



For 5/2- and 5/3-way valves, individual valve

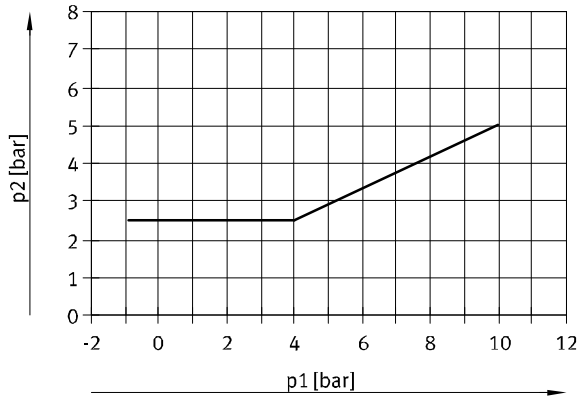


Solenoid valves VUVS/valve manifold VTUS

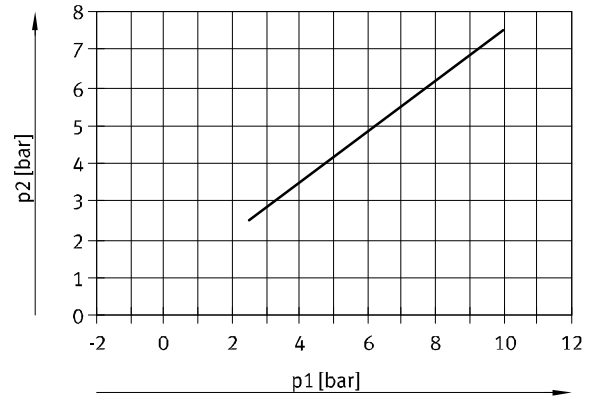
Key features – Pneumatics, VUVS-LT

Pilot pressure p_2 as a function of working pressure p_1 with external pilot air supply, size 20

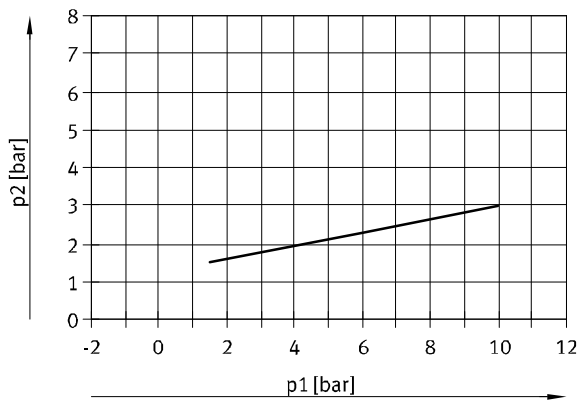
For 3/2-way valves



for 5/2-way valve, monostable



for 5/2-way valves, bistable

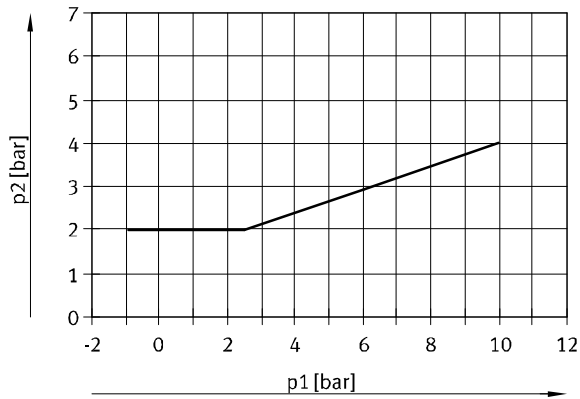


Solenoid valves VUVS/valve manifold VTUS

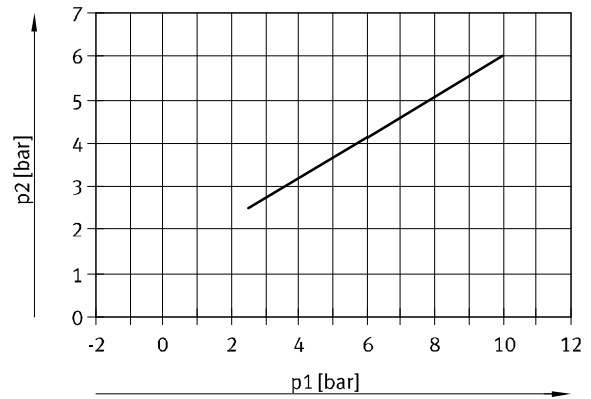
Key features – Pneumatics, VUVS-LT

Pilot pressure p_2 as a function of working pressure p_1 with external pilot air supply, size 25

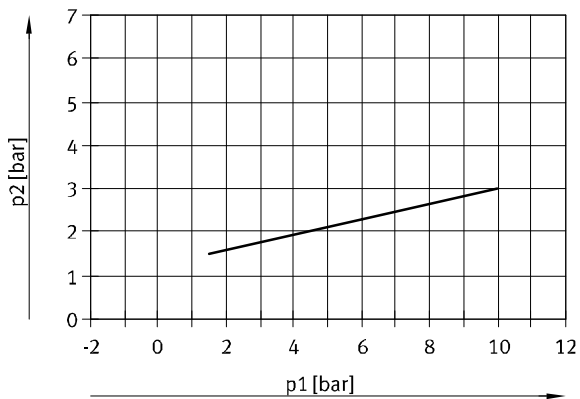
For 3/2-way valves



for 5/2-way valve, monostable



for 5/2-way valves, bistable

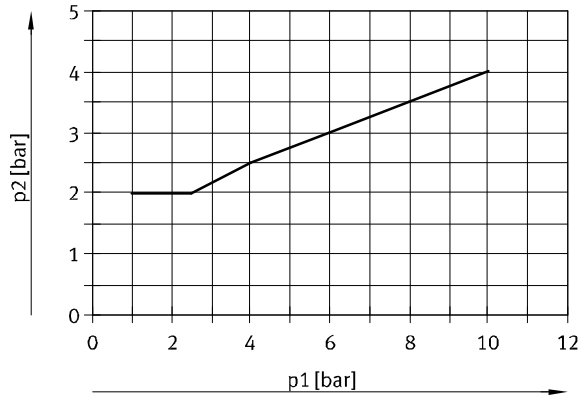


Solenoid valves VUVS/valve manifold VTUS

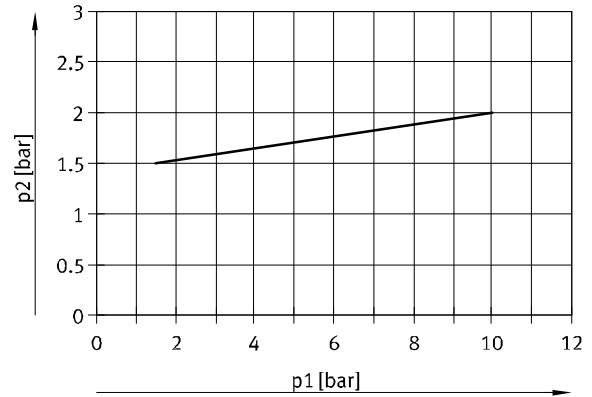
Key features – Pneumatics, VUVS-LT

Pilot pressure p_2 as a function of working pressure p_1 with external pilot air supply, size 30

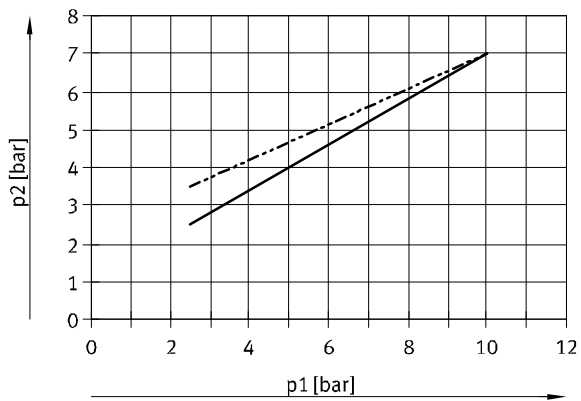
For 3/2-way valves



for 5/2-way valves, bistable



for 5/2-way valve, monostable



- VUVS-LT30-M52-MZD (0-60°C)
- - - VUVS-LT30-M52-MZD (-10-0°C)

Solenoid valves VUVS/valve manifold VTUS


Key features – Pneumatics

FESTO

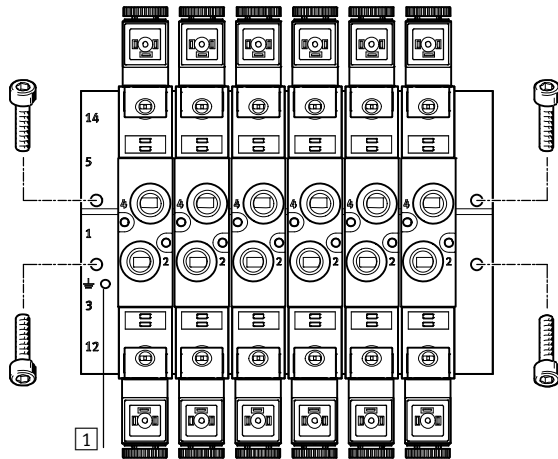
Mounting valve manifold VTUS

Sturdy valve manifold owing to:

- Four through-holes for wall mounting
- H-rail mounting

 Note
Use the thread M4/M5 provided on the manifold block for earthing the valve manifold.

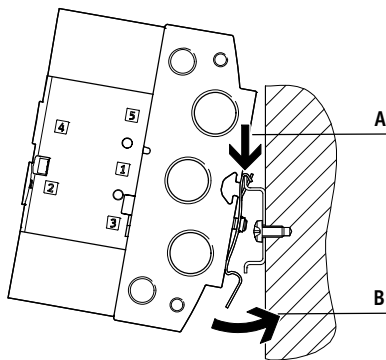
Wall mounting



Sturdy wall mounting of the manifold block using four through-holes.


1 Earth terminal

H-rail mounting



The H-rail mounting VAME-T-M... consists of two mounting clips. These are screwed to the manifold block on the left and right.

The valve manifold VTUS is then lowered onto the H-rail from above (arrow A) and clipped into the H-rail at the bottom (arrow B).

 Note

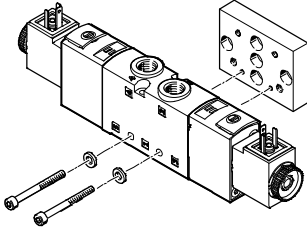
- Note the max. tightening torque of the screws for H-rail mounting
- Only horizontal H-rail mounting is permissible
- Mounting only possible on H-rail TH 35-... to EN 60715
- Vibration/shock loads are not permissible with H-rail mounting
- Further note on assembly
→ Assembly instructions for H-rail mounting VAME-T-M...

Solenoid valves VUVS/valve manifold VTUS

Key features – Assembly

Mounting individual valve VUVS

Wall mounting

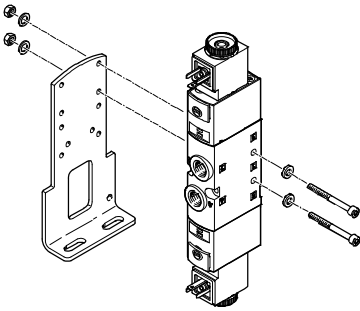


For mounting individual valves on a flat surface, e.g. aluminium profile systems.

The solenoid valves are provided with two through-holes for attaching to the wall mounting VAME-B10-20-W.

The relevant screw set is included when the wall mounting VAME-B10-20-W is ordered.

Foot mounting



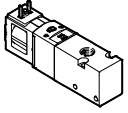
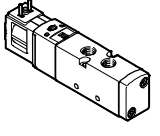
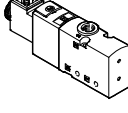
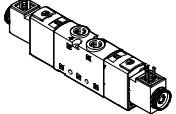
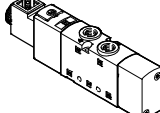
For mounting individual valves on a flat surface, e.g. aluminium profile systems.

The solenoid valves are provided with two through-holes for attaching to the foot mounting VAME-B10-...-A.

The relevant screw set is included when the foot mounting VAME-B10-...-A is ordered.


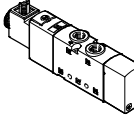
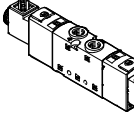
Solenoid valves VUVS/valve manifold VTUS

Product range overview

Valve	size	Working port	Order code for valves and flow rate [l/min]										→ Page/ Internet	
			M32C	M32U	T32C	T32U	T32H	M52	B52	P53C	P53U	P53E		
3/2-way valve VUVS-LK														
	20	G1/8	■ 550	-	-	-	-	-	-	-	-	-	-	58
	25	G1/4	■ 1000	-	-	-	-	-	-	-	-	-	-	68
	30	G3/8	■ 1600	-	-	-	-	-	-	-	-	-	-	78
5/2-way valve VUVS-LK														
	20	G1/8	-	-	-	-	-	-	■ 550	■ 550	-	-	-	58
	25	G1/4	-	-	-	-	-	-	■ 1000	■ 1000	-	-	-	68
	30	G3/8	-	-	-	-	-	-	■ 1600	■ 1600	-	-	-	78
3/2-way valve VUVS-LT														
	20	G1/8	■ 600	■ 600	-	-	-	-	-	-	-	-	-	88
	25	G1/4	■ 1000	■ 1000	-	-	-	-	-	-	-	-	-	101
	30	G3/8	■ 1600	■ 1600	-	-	-	-	-	-	-	-	-	126
2x 3/2-way valve VUVS-LT														
	20	G1/8	-	-	■ 600	■ 600	■ 600	-	-	-	-	-	-	88
	25	G1/4	-	-	■ 1000	■ 1000	■ 1000	-	-	-	-	-	-	101
	30	G3/8	-	-	■ 1600	■ 1600	■ 1600	-	-	-	-	-	-	127
5/2-way valve VUVS-LT														
	20	G1/8	-	-	-	-	-	-	■ 500	■ 500	-	-	-	88
	25	G1/4	-	-	-	-	-	-	■ 1000	■ 1000	-	-	-	101
	30	G3/8	-	-	-	-	-	-	■ 1800	■ 1800	-	-	-	128

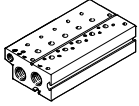

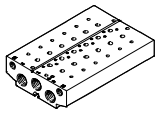

Solenoid valves VUVS/valve manifold VTUS

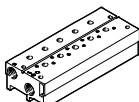
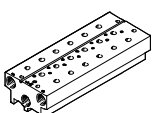
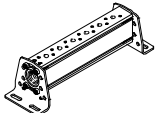
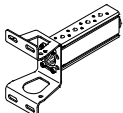
Product range overview

Valve	size	Working port	Order code for valves and flow rate [l/min]										→ Page/ Internet	
			M32C	M32U	T32C	T32U	T32H	M52	B52	P53C	P53U	P53E		
3/2-way valve VUVS-L														
	20	G1/8	■ 700	■ 700	-	-	-	-	-	-	-	-	-	133
	25	G1/4	■ 1000	■ 1000	-	-	-	-	-	-	-	-	-	148
	30	G3/8	■ 2300	■ 2300	-	-	-	-	-	-	-	-	-	166
5/2-way valve VUVS-L														
	20	G1/8	-	-	-	-	-	-	■ 700	■ 700	-	-	-	133
	25	G1/4	-	-	-	-	-	-	■ 1300	■ 1300	-	-	-	148
	30	G3/8	-	-	-	-	-	-	■ 2300	■ 2300	-	-	-	166
5/3-way valve VUVS-L														
	20	G1/8	-	-	-	-	-	-	-	-	■ 700	■ 600	■ 600	133
	25	G1/4	-	-	-	-	-	-	-	-	■ 1200	■ 1000	■ 1000	148
	30	G3/8	-	-	-	-	-	-	-	-	■ 2000	■ 1600	■ 1600	166

Solenoid valves VUVS/valve manifold VTUS

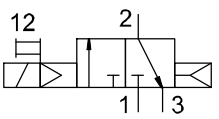
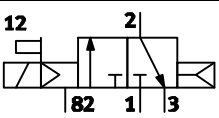
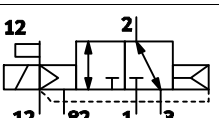
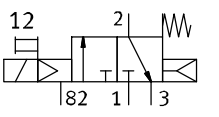
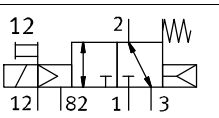
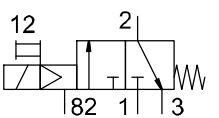
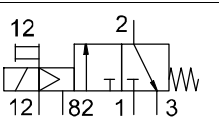
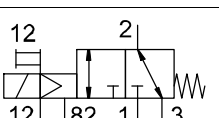
Product range overview

Design type	size	Description	→ Page/ Internet
Manifold block for 3/2-way valves, standard (not for valves VUVS-LK)			
	20	VABM-B10-20EE-G38- ... P3	Connection size G3/8 185
	25	VABM-B10-25EE-G12- ... P3	Connection size G1/2 198
	30	VABM-B10-30EE-G34- ... P3	Connection size G3/4 211
Manifold block extension module for 3/2-way valves, standard (not for valves VUVS-LK)			
	20	VABM-B10-20EEE-G38- ... P3	Connection size G3/8 185
	25	VABM-B10-25EEE-G12- ... P3	Connection size G1/2 198
	30	VABM-B10-30EEE-G34- ... P3	Connection size G3/4 211
Manifold block for 5/2- and 5/3-way valves, standard			
	20	VABM-B10-20E-G38- ...	Connection size G3/8 185
	25	VABM-B10-25E-G12- ...	Connection size G1/2 198
	30	VABM-B10-30E-G34- ...	Connection size G3/4 211
Manifold block extension module for 5/2- and 5/3-way valves, standard			
	20	VABM-B10-20EEE-G38- ...	Connection size G3/8 185
	25	VABM-B10-25EEE-G12- ...	Connection size G1/2 198
	30	VABM-B10-30EEE-G34- ...	Connection size G3/4 211

Design type	size	Description	→ Page/ Internet
Manifold block for 3/2-way valves, compact			
	20	VABM-B10-20S-G14- ... P3	Connection size G1/4 185
	25	VABM-B10-25S-G38- ... P3	Connection size G3/8 198
	30	VABM-B10-30S-G12- ... P3	Connection size G1/2 211
Manifold block for 5/2- and 5/3-way valves, compact			
	20	VABM-B10-20S-G14- ...	Connection size G1/4 185
	25	VABM-B10-25S-G38- ...	Connection size G3/8 198
	30	VABM-B10-30S-G12- ...	Connection size G1/2 211
Common supply manifold, for mounting on both sides			
	20	VABM-B10-20-G38- ... P53	Connection size G3/8 185
	25	VABM-B10-25-G12- ... P53	Connection size G1/2 198
	30	VABM-B10-30-G34- ... P53	Connection size G3/4 211
Common supply manifold, for mounting on one side			
	20	VABM-B10-20-G38- ... P53-E	Connection size G3/8 185
	25	VABM-B10-25-G12- ... P53-E	Connection size G1/2 198
	30	VABM-B10-30-G34- ... P53-E	Connection size G3/4 211

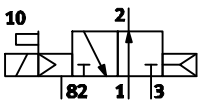
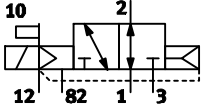
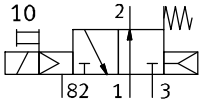
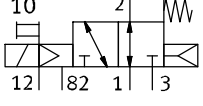
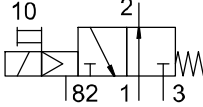
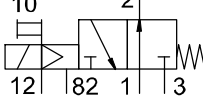
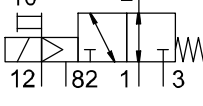
Solenoid valves VUVS/valve manifold VTUS

Overview of valve functions

Valve	Order code for valves	Description	VUVS-LK			VUVS-LT			VUVS-L		
			size			size			size		
			20	25	30	20	25	30	20	25	30
3/2-way valve, normally closed, pneumatic spring											
	M32C-A	Internal pilot air supply, not reversible	■	■	■	-	-	-	-	-	-
		Internal pilot air supply, not reversible	-	-	-	-	-	-	■	■	■
		External pilot air supply, reversible	-	-	-	-	-	-	■	■	■
3/2-way valve, normally closed, pneumatic/mechanical spring											
	M32C-M	<ul style="list-style-type: none"> Internal pilot air supply, not reversible Reset: mechanical spring, supported internally by pneumatic spring 	-	-	-	-	-	-	■	-	-
		<ul style="list-style-type: none"> External pilot air supply, reversible Reset: mechanical spring, supported internally by pneumatic spring 	-	-	-	-	-	-	■	-	-
3/2-way valve, normally closed, mechanical spring											
	M32C-M	Internal pilot air supply, not reversible	-	-	-	■	■	■	-	■	■
		External pilot air supply, not reversible	-	-	-	■	■	■	-	-	-
		External pilot air supply, reversible	-	-	-	-	-	-	-	■	■

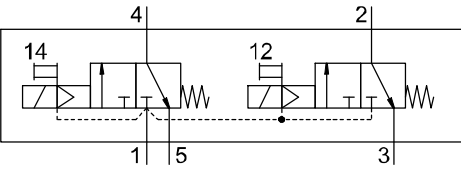
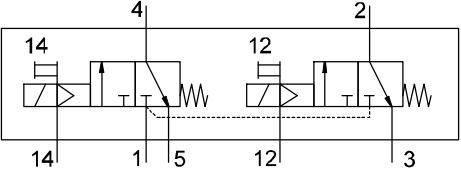
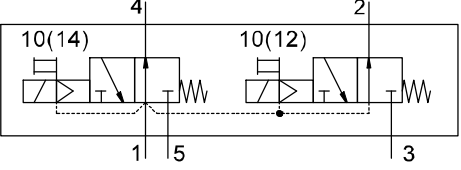
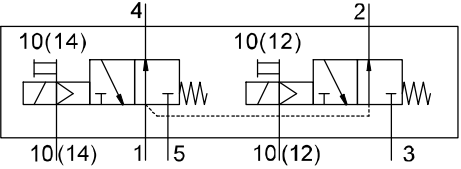
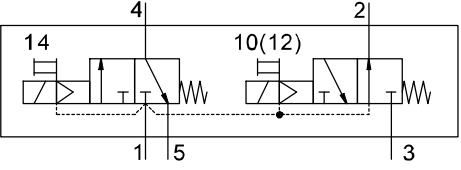
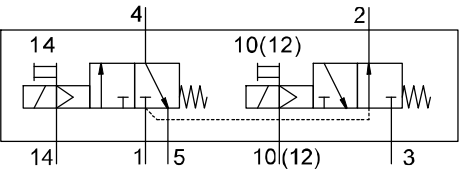
Solenoid valves VUVS/valve manifold VTUS

Overview of valve functions

Valve	Order code for valves	Description	VUVS-LK			VUVS-LT			VUVS-L		
			size			size			size		
			20	25	30	20	25	30	20	25	30
3/2-way valve, normally open, pneumatic spring											
	M32U-A	Internal pilot air supply, not reversible	-	-	-	-	-	-	■	■	■
		External pilot air supply, reversible	-	-	-	-	-	-	■	■	■
3/2-way valve, normally open, pneumatic/mechanical spring											
	M32U-M	<ul style="list-style-type: none"> External pilot air supply, reversible Reset: mechanical spring, supported internally by pneumatic spring 	-	-	-	-	-	-	■	-	-
		<ul style="list-style-type: none"> External pilot air supply, reversible Reset: mechanical spring, supported internally by pneumatic spring 	-	-	-	-	-	-	■	-	-
3/2-way valve, normally open, mechanical spring											
	M32U-M	Internal pilot air supply, not reversible	-	-	-	■	■	■	-	■	■
		External pilot air supply, not reversible	-	-	-	■	■	■	-	-	-
		External pilot air supply, reversible	-	-	-	-	-	-	-	■	■

Solenoid valves VUVS/valve manifold VTUS

Overview of valve functions

Valve	Order code for valves	Description	VUVS-LK			VUVS-LT			VUVS-L		
			size			size			size		
			20	25	30	20	25	30	20	25	30
2x3/2-way valve, normally closed, mechanical spring											
	T32C	Internal pilot air supply, not reversible	-	-	-	■	■	■	-	-	-
	T32C	External pilot air supply, not reversible	-	-	-	■	■	■	-	-	-
2x3/2-way valve, normally open, mechanical spring											
	T32U	Internal pilot air supply, not reversible	-	-	-	■	■	■	-	-	-
	T32U	External pilot air supply, not reversible	-	-	-	■	■	■	-	-	-
2x 3/2-way valve, 1x normally open, 1x normally closed, mechanical spring											
	T32H	Internal pilot air supply, not reversible	-	-	-	■	■	■	-	-	-
	T32H	External pilot air supply, not reversible	-	-	-	■	■	■	-	-	-

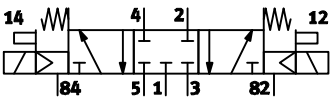
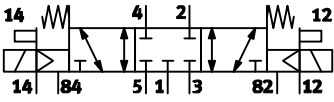
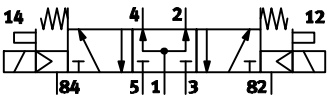
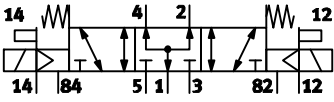
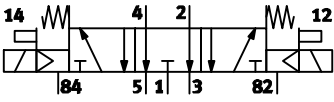
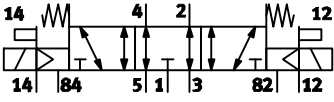
Solenoid valves VUVS/valve manifold VTUS

Overview of valve functions

Valve	Order code for valves	Description	VUVS-LK			VUVS-LT			VUVS-L		
			size			size			size		
			20	25	30	20	25	30	20	25	30
5/2-way valve, single solenoid, pneumatic spring											
	M52	Internal pilot air supply, not reversible	■	■	■	-	-	-	-	-	-
		Internal pilot air supply, not reversible	-	-	-	-	-	-	■	■	■
		External pilot air supply, reversible	-	-	-	-	-	-	■	■	■
5/2-way valve, single solenoid, mechanical spring											
	M52	<ul style="list-style-type: none"> Internal pilot air supply, not reversible Reset: mechanical spring, supported internally by pneumatic spring 	-	-	-	■	■	■	■	■	■
		External pilot air supply, reversible	-	-	-	-	-	-	■	■	■
		<ul style="list-style-type: none"> External pilot air supply, not reversible Reset: mechanical spring, supported internally by pneumatic spring 	-	-	-	■	■	■	-	-	-
5/2-way valve, double solenoid											
	B52	Internal pilot air supply, not reversible	■	■	■	-	-	-	-	-	-
		<ul style="list-style-type: none"> Internal pilot air supply, not reversible Holding the switching position: via latch 	-	-	-	-	■	-	-	-	-
		Internal pilot air supply, not reversible	-	-	-	■	-	■	■	■	■
		<ul style="list-style-type: none"> External pilot air supply, not reversible Holding the switching position: via latch 	-	-	-	■	■	■	-	-	-
		External pilot air supply, reversible	-	-	-	-	-	-	■	■	■

Solenoid valves VUVS/valve manifold VTUS

Overview of valve functions

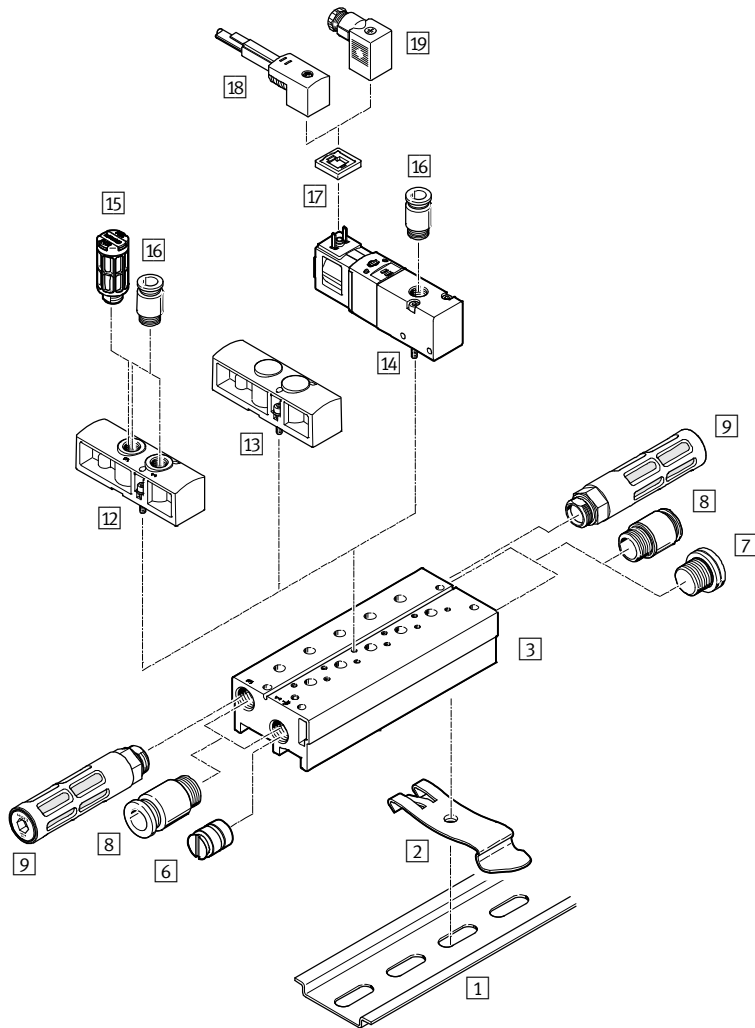
Valve	Order code for valves	Description	VUVS-L		
			size		
			20	25	30
5/3-way valve, mechanical spring, closed					
	P53C	Internal pilot air supply, not reversible	■	■	■
		External pilot air supply, reversible	■	■	■
5/3-way valve, mechanical spring, pressurised					
	P53U	Internal pilot air supply, not reversible	■	■	■
		External pilot air supply, reversible	■	■	■
5/3-way valve, mechanical spring, exhausted					
	P53E	Internal pilot air supply, not reversible	■	■	■
		External pilot air supply, reversible	■	■	■

Solenoid valves VUVS/valve manifold VTUS

Peripherals overview VUVS-LK

FESTO

Manifold block for 3/2-way valves



Solenoid valves VUVS/valve manifold VTUS

Peripherals overview VUVS-LK

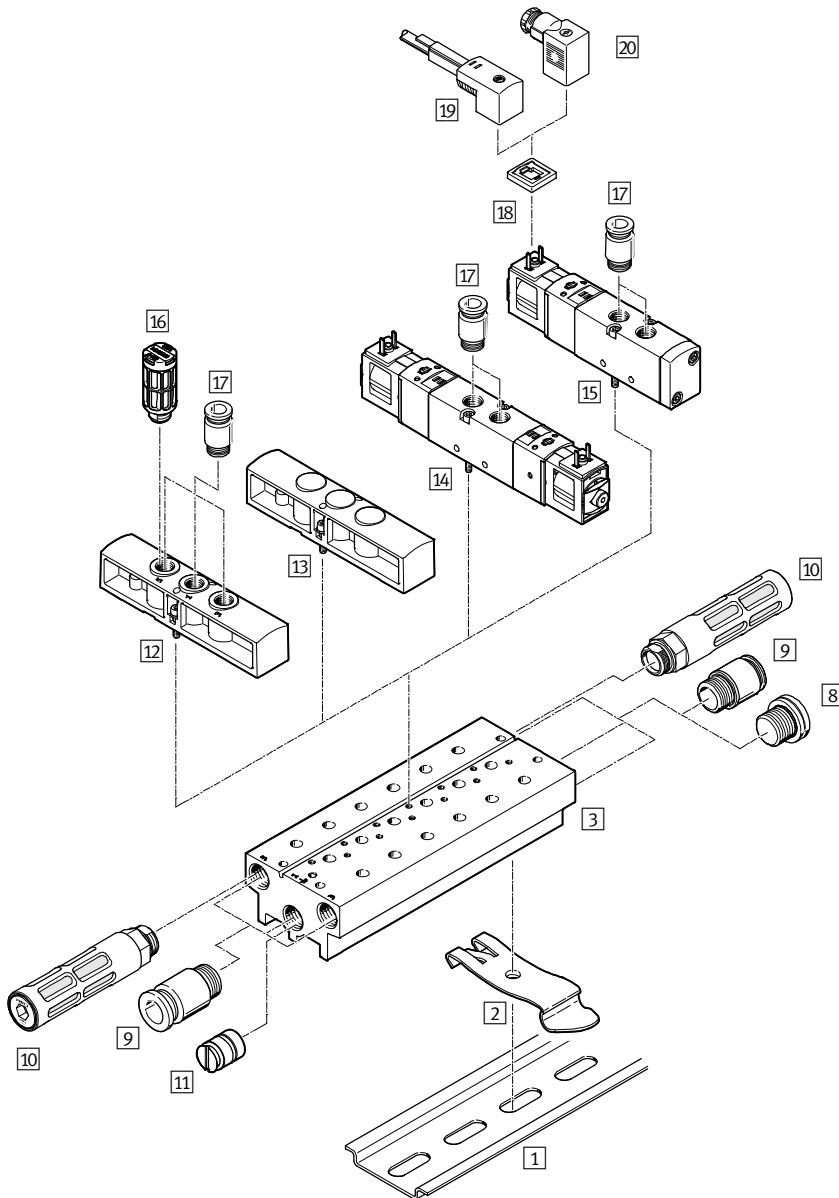
Designation	Description	→ Page/Internet
1	H-rail	–
2	H-rail mounting	197
3	Compact manifold block	For 3/2-way valves, no port for external pilot air supply 193
6	Separator	For creating pressure zones in ports 1 and 3 197
7	Blanking plug	For ports 1 and 3, supply and exhaust ports 197
8	Push-in fitting	For ports 1 and 3, supply and exhaust ports 196
9	Silencer	For port 3, exhaust 197
12	Supply plate	For additional air supply and exhaust via a valve position 195
13	Cover plate	For covering unused valve positions 195
14	Solenoid valve	3/2-way valve, with solenoid coil 57
15	Silencer	For port 3, exhaust 197
16	Push-in fitting	For ports 1 and 3, supply and exhaust ports with supply plate, For port 2, working port, on the valve 196
17	Illuminating seal	For indicating the switching status 66
18	Plug socket with cable	For solenoid valves VUVS 66
19	Plug socket	For solenoid valves VUVS 66

Solenoid valves VUVS/valve manifold VTUS

Peripherals overview VUVS-LK

FESTO

Manifold block for 5/2-way valves



Designation	Description	→ Page/Internet
1 H-rail	–	–
2 H-rail mounting	For H-rail mounting	197
3 Compact manifold block	For 5/2-way valves, no port for external pilot air supply	193
8 Blanking plug	For ports 1, 3 and 5, supply and exhaust ports	197
9 Push-in fitting	For ports 1, 3 and 5, supply and exhaust ports	196
10 Silencer	For ports 3 and 5, exhaust	197
11 Separator	For creating pressure zones in ports 1, 3 and 5	197
12 Supply plate	For additional air supply and exhaust via a valve position	195

Solenoid valves VUVS/valve manifold VTUS

Peripherals overview VUVS-LK

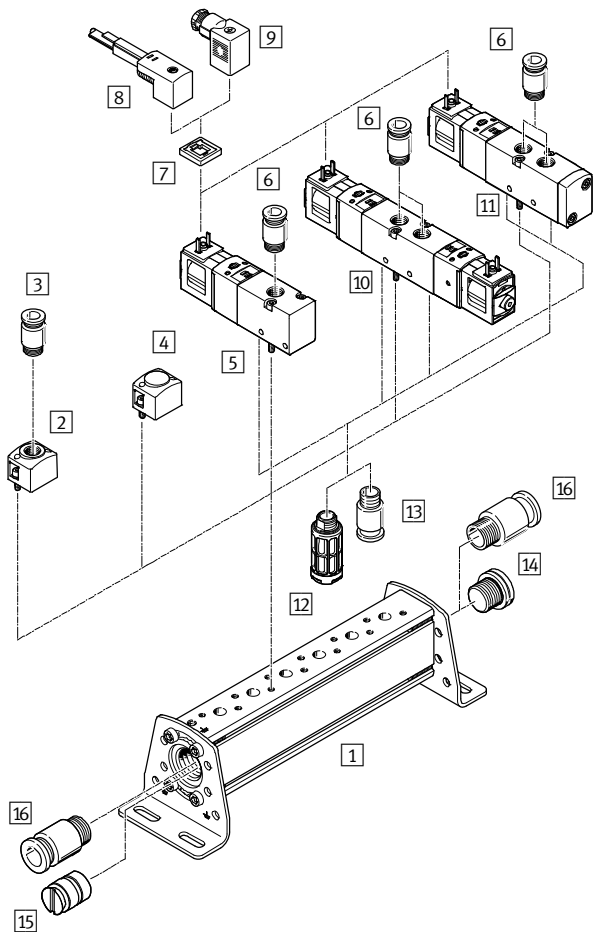
Designation	Description	→ Page/Internet
13 Cover plate	For covering unused valve positions	195
14 Solenoid valve	5/2-way double solenoid valve, with solenoid coil	57
15 Solenoid valve	5/2-way valve, single solenoid, with solenoid coil	57
16 Silencer	For ports 3 and 5, exhaust	197
17 Push-in fitting	For ports 1, 3 and 5, supply and exhaust ports with supply plate For ports 2 and 4, working port, on the valve	196
18 Illuminating seal	For indicating the switching status	66
19 Plug socket with cable	For solenoid valves VUVS	66
20 Plug socket	For solenoid valves VUVS	66

Solenoid valves VUVS/valve manifold VTUS

Peripherals overview VUVS-LK

FESTO

Common supply manifold for mounting on both sides

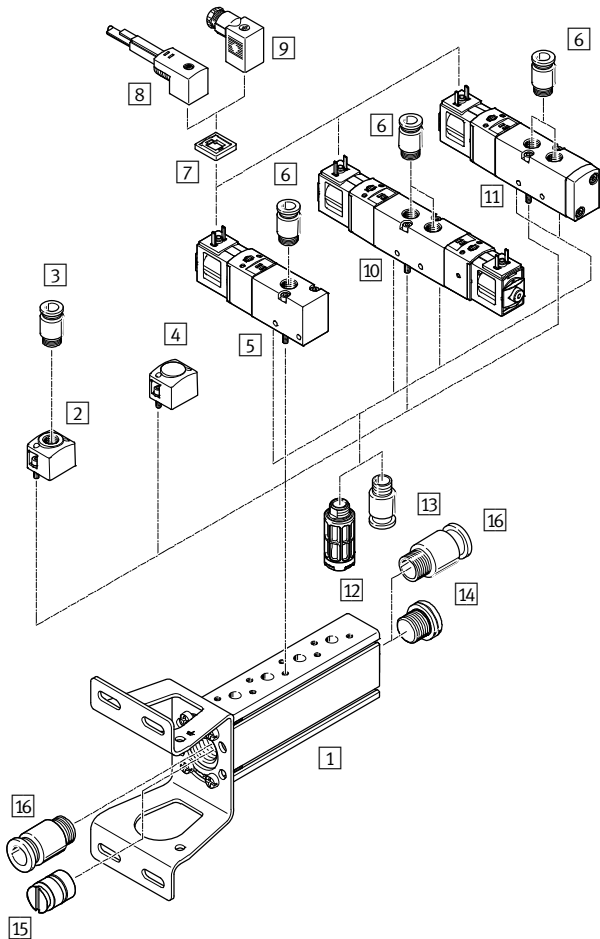


Designation	Description	→ Page/Internet
1	Common supply manifold	194
2	Supply plate	For additional air supply via a valve position 195
3	Push-in fitting	For connection 1 196
4	Cover plate	For covering unused valve positions 195
5	Solenoid valve	3/2-way valve, with solenoid coil 57
6	Push-in fitting	For ports 2, 4, working port 196
7	Illuminating seal	For indicating the switching status 66
8	Plug socket with cable	For solenoid valves VUVS 66
9	Plug socket	For solenoid valves VUVS 66
10	Solenoid valve	5/2-way double solenoid valve, with solenoid coil 57
11	Solenoid valve	5/2-way valve, single solenoid, with solenoid coil 57
12	Silencer	For ports 3 and 5, exhaust, on the valve 197
13	Push-in fitting	For ports 3 and 5, exhaust, on the valve 196
14	Blanking plug	For port 1, supply port 197
15	Separator	For creating pressure zones 197
16	Push-in fitting	For port 1, supply port 196

Solenoid valves VUVS/valve manifold VTUS

Peripherals overview VUVS-LK

Common supply manifold for mounting on one side

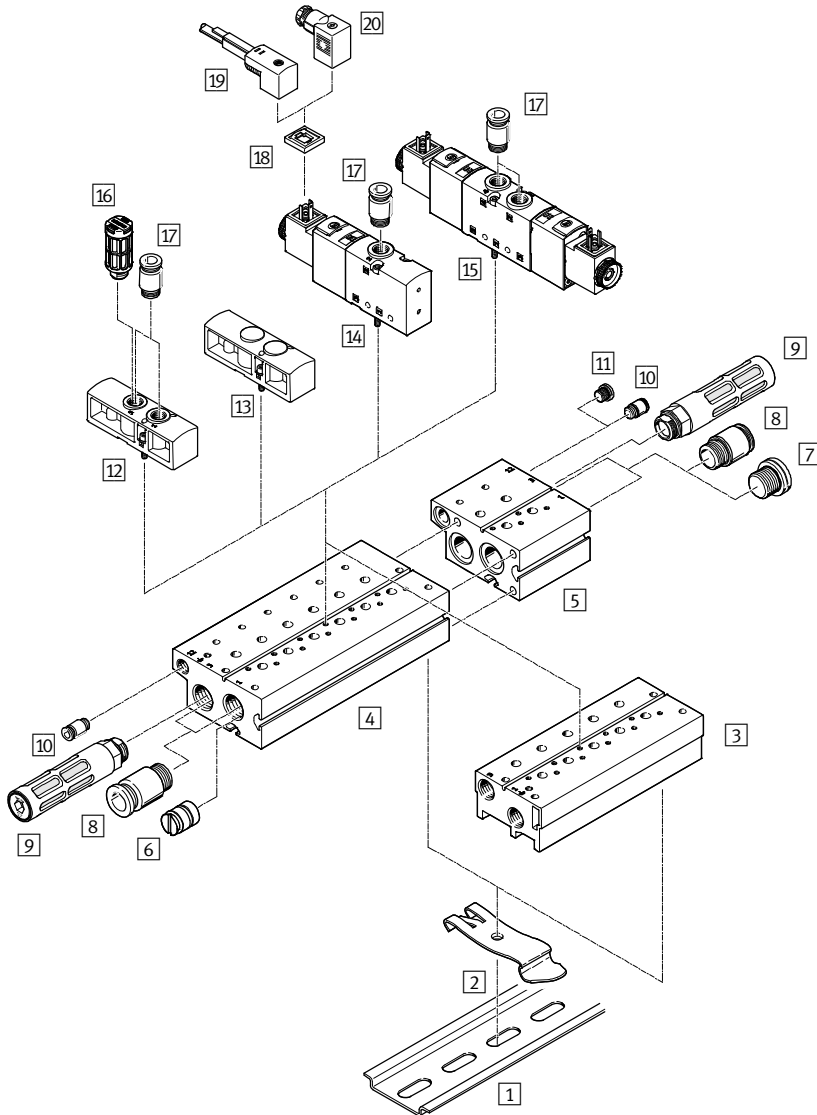


Designation	Description	→ Page/Internet
1	Common supply manifold	–
2	Supply plate	For additional air supply via a valve position
3	Push-in fitting	For port 1, supply port
4	Cover plate	For covering unused valve positions
5	Solenoid valve	3/2-way valve, with solenoid coil
6	Push-in fitting	For ports 2 and 4, working port
7	Illuminating seal	For indicating the switching status
8	Plug socket with cable	For solenoid valves VUVS
9	Plug socket	For solenoid valves VUVS
10	Solenoid valve	5/2-way double solenoid valve, with solenoid coil
11	Solenoid valve	5/2-way valve, single solenoid, with solenoid coil
12	Silencer	For ports 3 and 5, exhaust, on the valve
13	Push-in fitting	For ports 3 and 5, on the valve
14	Blanking plug	For port 1, supply port
15	Separator	For creating pressure zones
16	Push-in fitting	For port 1, supply port

Solenoid valves VUVS/valve manifold VTUS

Peripherals overview VUVS-LT, VUVS-L

Manifold block for 3/2-way valves



Designation	Description	→ Page/Internet
1	H-rail	-
2	H-rail mounting	For H-rail mounting
3	Compact manifold block	For 3/2-way valves, no port for external pilot air supply
4	standard manifold block	For 3/2-way valves, with port 10/12 for external pilot air supply
5	Extension module	For standard manifold block, with port 10/12 for external pilot air supply
6	Separator	For creating pressure zones in ports 1 and 3
7	Blanking plug	For ports 1 and 3, supply and exhaust ports
8	Push-in fitting	For ports 1 and 3, supply and exhaust ports
9	Silencer	For port 3, exhaust
10	Push-in fitting	For port 10/12, external pilot air supply, for standard manifold block only
11	Blanking plug	For port 10/12, external pilot air supply, for standard manifold block only
12	Supply plate	For additional air supply and exhaust via a valve position
13	Cover plate	For covering unused valve positions
14	Solenoid valve	3/2-way valve, with solenoid coil

Solenoid valves VUVS/valve manifold VTUS

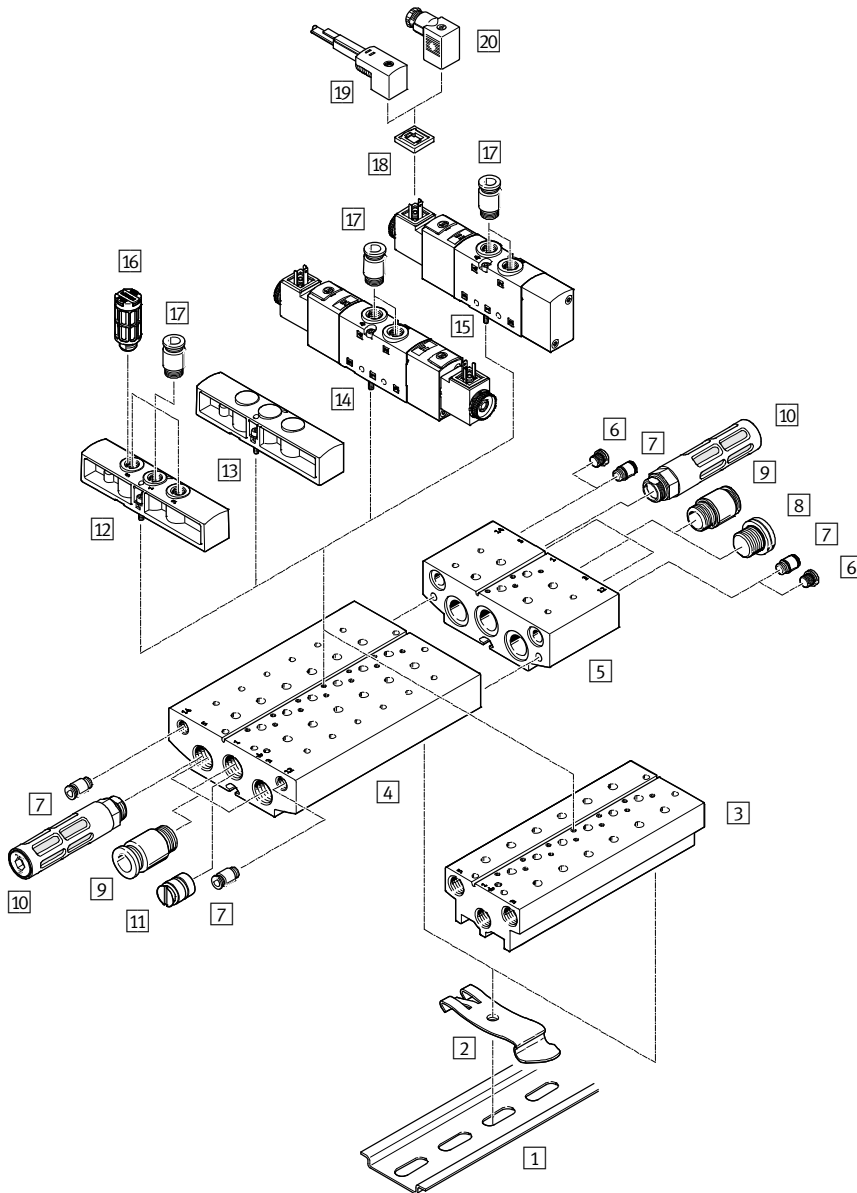
Peripherals overview VUVS-LT, VUVS-L

Designation	Description	→ Page/Internet
15 Solenoid valve	2x 3/2-way valve, with solenoid coil	57
16 Silencer	For port 3, exhaust	197
17 Push-in fitting	For ports 1 and 3, supply and exhaust ports with supply plate, For port 2, working port, on the valve	196
18 Illuminating seal	For indicating the switching status	145
19 Plug socket with cable	For solenoid valves VUVS	145
20 Plug socket	For solenoid valves VUVS	145

Solenoid valves VUVS/valve manifold VTUS

Peripherals overview VUVS-LT, VUVS-L

Manifold block for 5/2- and 5/3-way valves



Designation	Description	→ Page/Internet
1 H-rail	–	–
2 H-rail mounting	For H-rail mounting	197
3 Compact manifold block	For 5/2- and 5/3-way valves, no port for external pilot air supply	193
4 standard manifold block	For 5/2- and 5/3-way valves, with ports 12 and 14 for external pilot air supply	193
5 Extension module	For standard manifold block, with ports 12 and 14 for external pilot air supply	193
6 Blanking plug	For ports 12 and 14, external pilot air supply, for standard manifold block only	197
7 Push-in fitting	For ports 12 and 14, external pilot air supply, for standard manifold block only	196
8 Blanking plug	For ports 1, 3 and 5, supply and exhaust ports	197
9 Push-in fitting	For ports 1, 3 and 5, supply and exhaust ports	196
10 Silencer	For ports 3 and 5, exhaust	197
11 Separator	For creating pressure zones in ports 1, 3 and 5	197
12 Supply plate	For additional air supply and exhaust via a valve position	195

Solenoid valves VUVS/valve manifold VTUS

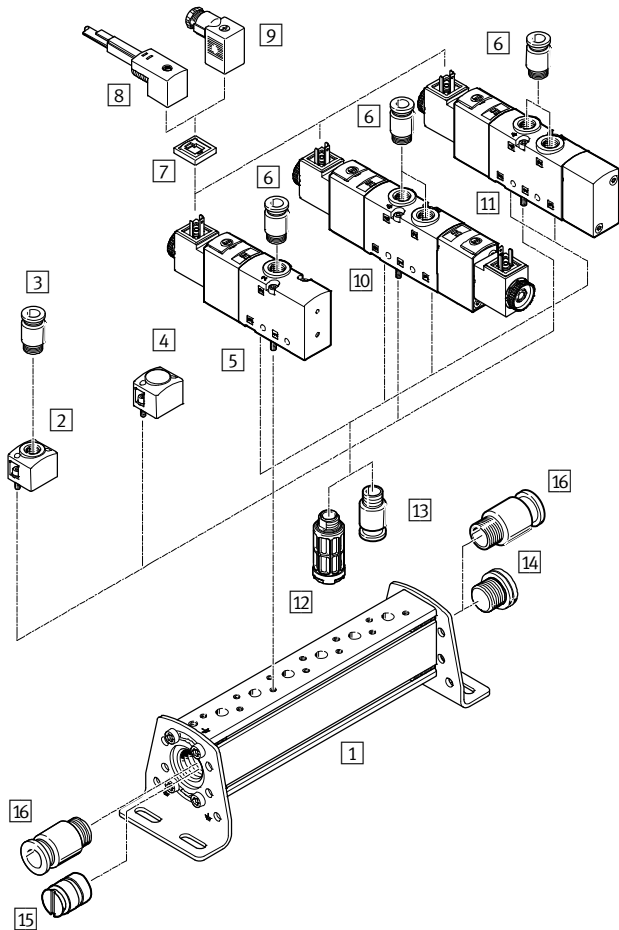
Peripherals overview VUVS-LT, VUVS-L

Designation	Description	→ Page/Internet
13 Cover plate	For covering unused valve positions	195
14 Solenoid valve	5/3-way valve and 5/2-way valve, double solenoid, with solenoid coil	57
15 Solenoid valve	5/2-way valve, single solenoid, with solenoid coil	57
16 Silencer	For ports 3 and 5, exhaust	197
17 Push-in fitting	For ports 1, 3 and 5, supply and exhaust ports with supply plate For ports 2 and 4, working port, on the valve	196
18 Illuminating seal	For indicating the switching status	145
19 Plug socket with cable	For solenoid valves VUVS	145
20 Plug socket	For solenoid valves VUVS	145

Solenoid valves VUVS/valve manifold VTUS

Peripherals overview VUVS-LT, VUVS-L

Supply manifold for mounting on both sides

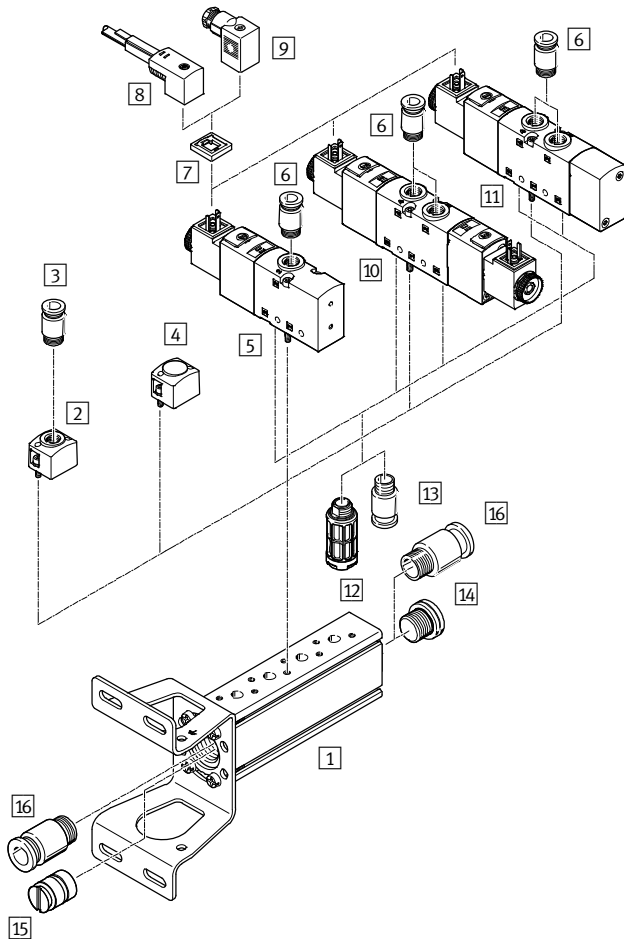


Designation	Description	→ Page/Internet
1	Common supply manifold	194
2	Supply plate	For additional air supply via a valve position 195
3	Push-in fitting	For connection 1 196
4	Cover plate	For covering unused valve positions 195
5	Solenoid valve	3/2-way valve, with solenoid coil 57
6	Push-in fitting	For ports 2, 4, working port 196
7	Illuminating seal	For indicating the switching status 145
8	Plug socket with cable	For solenoid valves VUVS 145
9	Plug socket	For solenoid valves VUVS 145
10	Solenoid valve	5/3-way valve and 5/2-way valve, double solenoid, with solenoid coil 2x 3/2-way valve with solenoid coil 57
11	Solenoid valve	5/2-way valve, single solenoid, with solenoid coil 57
12	Silencer	For ports 3 and 5, exhaust, on the valve 197
13	Push-in fitting	For ports 3 and 5, exhaust, on the valve 196
14	Blanking plug	For port 1, supply port 197
15	Separator	For creating pressure zones 197
16	Push-in fitting	For port 1, supply port 196

Solenoid valves VUVS/valve manifold VTUS

Peripherals overview VUVS-LT, VUVS-L

Common supply manifold for mounting on one side




Designation	Description	→ Page/Internet
1	Common supply manifold	194
2	Supply plate	For additional air supply via a valve position 195
3	Push-in fitting	For port 1, supply port 196
4	Cover plate	For covering unused valve positions 195
5	Solenoid valve	3/2-way valve, with solenoid coil 57
6	Push-in fitting	For ports 2 and 4, working port 196
7	Illuminating seal	For indicating the switching status 145
8	Plug socket with cable	For solenoid valves VUVS 145
9	Plug socket	For solenoid valves VUVS 145
10	Solenoid valve	5/3-way valve and 5/2-way valve, double solenoid, with solenoid coil 2x 3/2-way valve with solenoid coil 57
11	Solenoid valve	5/2-way valve, single solenoid, with solenoid coil 57
12	Silencer	For ports 3 and 5, exhaust, on the valve 197
13	Push-in fitting	For ports 3 and 5, on the valve 196
14	Blanking plug	For port 1, supply port 197
15	Separator	For creating pressure zones 197
16	Push-in fitting	For port 1, supply port 196

Valve manifold VTUS

Technical data – Valve manifold

FESTO

-  Flow rate
- Size 20:
up to 700 l/min
- Size 25:
up to 1300 l/min
- Size 30:
up to 2300 l/min



General technical data		20	25	30
Size		20	25	30
Valve manifold configuration		Fixed grid		
Valve width	[mm]	21	26.5	31
Valve design	VUVS-L	Piston spool with sealing cartridge		
	VUVS-LT	Disc seat		
	VUVS-LK	Piston spool with sealing ring		
Electrical actuation		Individual connection		
Reset method for valves	VUVS-L	Pneumatic or mechanical spring		
	VUVS-LT	Mechanical spring		
	VUVS-LK	Pneumatic spring		
Pilot air supply		Internal or external		
Flow direction	VUVS-L	Reversible with restrictions		
	VUVS-LT	Non-reversible		
	VUVS-LK	Non-reversible		
Suitable for vacuum	VUVS-L	Yes with external pilot air supply		
	VUVS-LT	Yes, with external pilot air supply (not for M52/B52 valves)		No
	VUVS-LK	No		
Overlap	VUVS-L	Positive overlap		
	VUVS-LT	Underlap		
	VUVS-LK	Positive overlap		
Sealing principle		Soft		
Max. number of valve positions		16 (a maximum of 18 valve positions with extension for standard manifold block)		
Max. no. of pressure zones		9		
Exhaust function		With flow control		
Type of actuation		Electrical		
Nominal operating voltage	[V DC]	12, 24		
	[V AC]	24, 110, 120, 230, 240		
Standard nominal flow rate q _{nN}	[l/min]	500 ... 700	1000 ... 1300	1600 ... 2300
Pilot air connection	standard manifold block	12/14	G1/8	G1/8
	Compact manifold block	12/14	On the valve	On the valve
	Common supply manifold	12/14	On the valve	On the valve
Pilot exhaust air port	82/84	M5		
Mounting position		Optional		
Degree of protection		IP65, IP67		
		With plug socket, to IEC 60529		
Permissible voltage fluctuations	[%]	± 10		

Valve manifold VTUS

Technical data – Valve manifold

Materials		
Seals	VUVS-L	HNBR, NBR
	VUVS-LT	HNBR, NBR, TPE-U(PU)
	VUVS-LK	HNBR, NBR
Note on materials	RoHS-compliant	

ATEX	
ATEX category for gas	II 3G
Type of ignition protection for gas	Ex ec IIC T4 X Gc
ATEX category for dust	II 3D
Type of ignition protection for dust	Ex tc IIIC T115°C X Dc
Explosion-proof ambient temperature rating [°C]	-10 °C ≤ Ta ≤ +60 °C
CE marking (see declaration of conformity)	To EU Explosion Protection Directive (ATEX)

Operating and environmental conditions		
Valve design	Piston spool	Disc seat
Operating medium	Compressed air to ISO 8573-1:2010 [7:4:4]	
Pilot medium	Compressed air to ISO 8573-1:2010 [7:4:4]	
Note on operating/pilot medium	Lubricated operation possible (in which case lubricated operation will always be required)	
Operating pressure		
With external pilot air [bar]	-0.9 ... +10	-0.9 ... +10 (M32, T32) +1.5 ... +10 (B52) +2.5 ... +10 (M52)
With internal pilot air [bar]	+1.5 ... +10 +2.5 ... +10 (M32...-A, M32...-M, M52-A)	+1.5 ... +10 (B52) +2.5 ... +10 (M52, M32, T32)
Pilot pressure [bar]	+1.5 ... +10 (B52) +2.5 ... +10	+1.5 ... +10 (B52) +2.5 ... +10 (M52, M32, T32)
Ambient temperature [°C]	-10 ... +60	-5 ... +60 (M32, T32) -10 ... +60 (B52, M52)
Temperature of medium [°C]	-10 ... +60	-5 ... +60 (M32, T32) -10 ... +60 (B52, M52)
Approval	c UL us - Recognized (OL)	
Corrosion resistance class CRC ¹⁾	2	

1) Corrosion resistance class CRC 2 to Festo standard FN 940070
Moderate corrosion stress. Indoor applications in which condensation may occur. External visible parts with primarily decorative requirements for the surface and which are in direct contact with the ambient atmosphere typical for industrial applications.

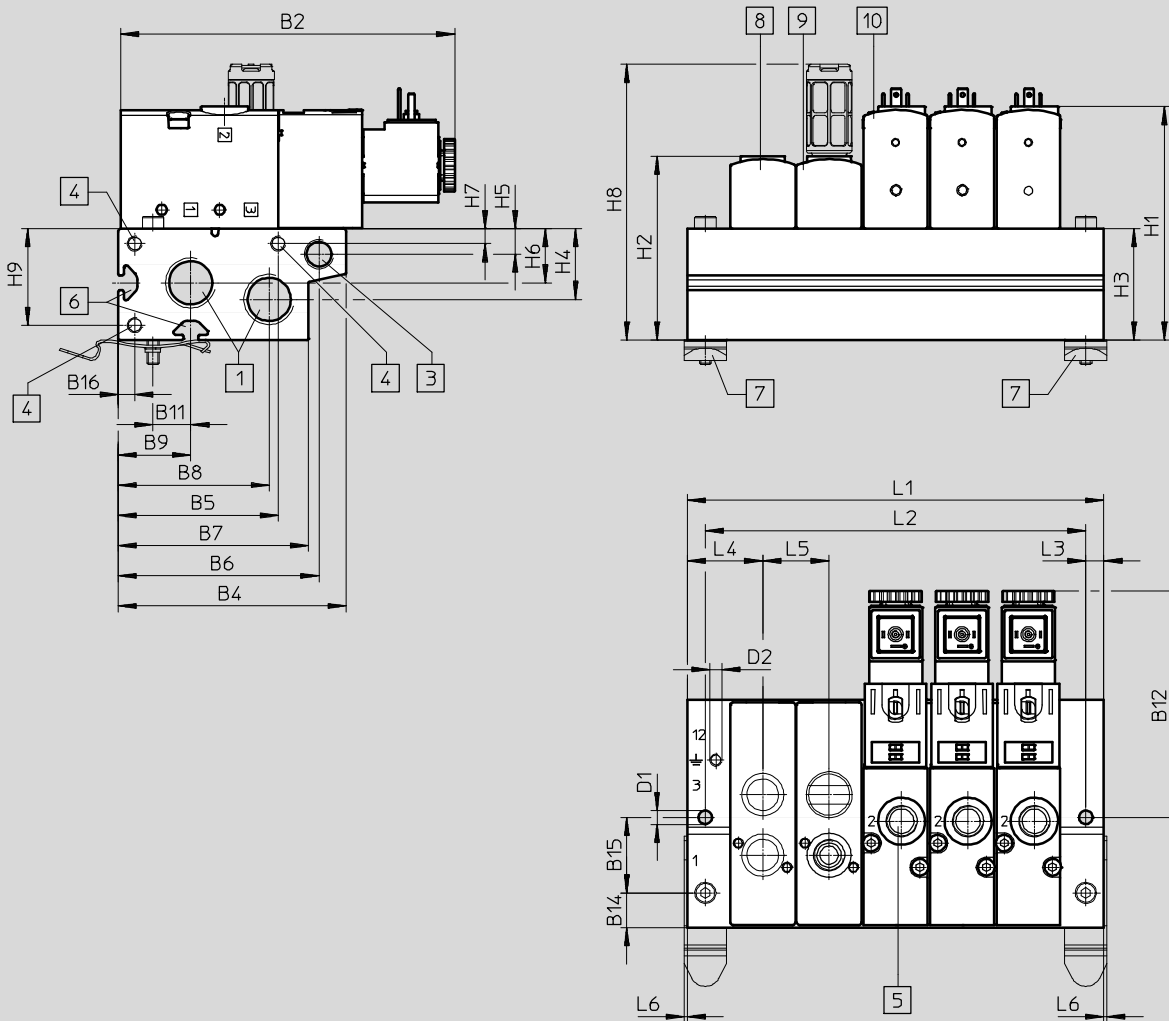
Valve manifold VTUS

Technical data – Valve manifold

Dimensions – Valve manifold

Download CAD data → www.festo.com

With 3/2-way valves, standard manifold block



- | | | | |
|---|---|---|---|
| <p>1 Ports 1 and 3 (at both ends):
G3/8 for VTUS-20
G1/2 for VTUS-25
G3/4 for VTUS-30</p> | <p>4 Thread for extension module:
M5x15.5 for VTUS-20
M5x18 for VTUS-25 and VTUS-30</p> | <p>6 Profile slot IPM-05 system 5 for VTUS-20 and VTUS-25, profile slot IPM-08 system 8 for VTUS-30</p> | <p>9 Supply plate, port 1 and 3:
G1/8 for VTUS-20
G1/4 for VTUS-25
G3/8 for VTUS-30</p> |
| <p>3 Port 12 (at both ends): G1/8 for VTUS-20, VTUS-25 and VTUS-30</p> | <p>5 Port 2:
G1/8 for VTUS-20
G1/4 for VTUS-25
G3/8 for VTUS-30</p> | <p>7 H-rail mounting:
VAME-T-M4 for VTUS-20
VAME-T-M5 for VTUS-25
VAME-T-M6 for VTUS-30</p> | <p>10 3/2-way valve</p> |
| | | <p>8 Blanking plate</p> | |

Valve manifold VTUS

Technical data – Valve manifold

Type	B2	B4	B5	B6	B7	B8	B9	B11	B12	B14	B15	B16
VTUS-20	110.7	75.5	53	66.5	63	50	24	12.5	75	11.5	25	5.5
VTUS-25	129.2	93	67.5	80.5	78	62	30	16	84.2	14	32	6
VTUS-30	144.9	108.2	79	93.2	94.7	75.7	36.2	19	91.2	17.2	38	6.5

Type	D1 Ø	D2	H1	H2	H3	H4	H5	H6	H7	H8	H9	L3	L4	L5	L6
VTUS-20	4.5	M4x6.5	77.4	61	37	23.5	8.5	18	5	91.4	32	6	25	22	1
VTUS-25	4.5	M4x9	95.5	71	45	25	9	22	5	123.4	39	6	29.8	27.5	1
VTUS-30	4.5	M5x11	118	91	61	35	9	28.5	6.5	170.1	54.5	7.5	34	32	–

Type	Valve positions	2	3	4	5	6	7	8	9	10
VTUS-20	L1	72	94	116	138	160	182	204	226	248
	L2	60	82	104	126	148	170	192	214	236
VTUS-25	L1	87	114.5	142	169.5	197	224.5	252	279.5	307
	L2	75	102.5	130	157.5	185	212.5	240	267.5	295
VTUS-30	L1	100	132	164	196	228	260	292	324	356
	L2	85	117	149	181	213	245	277	309	341

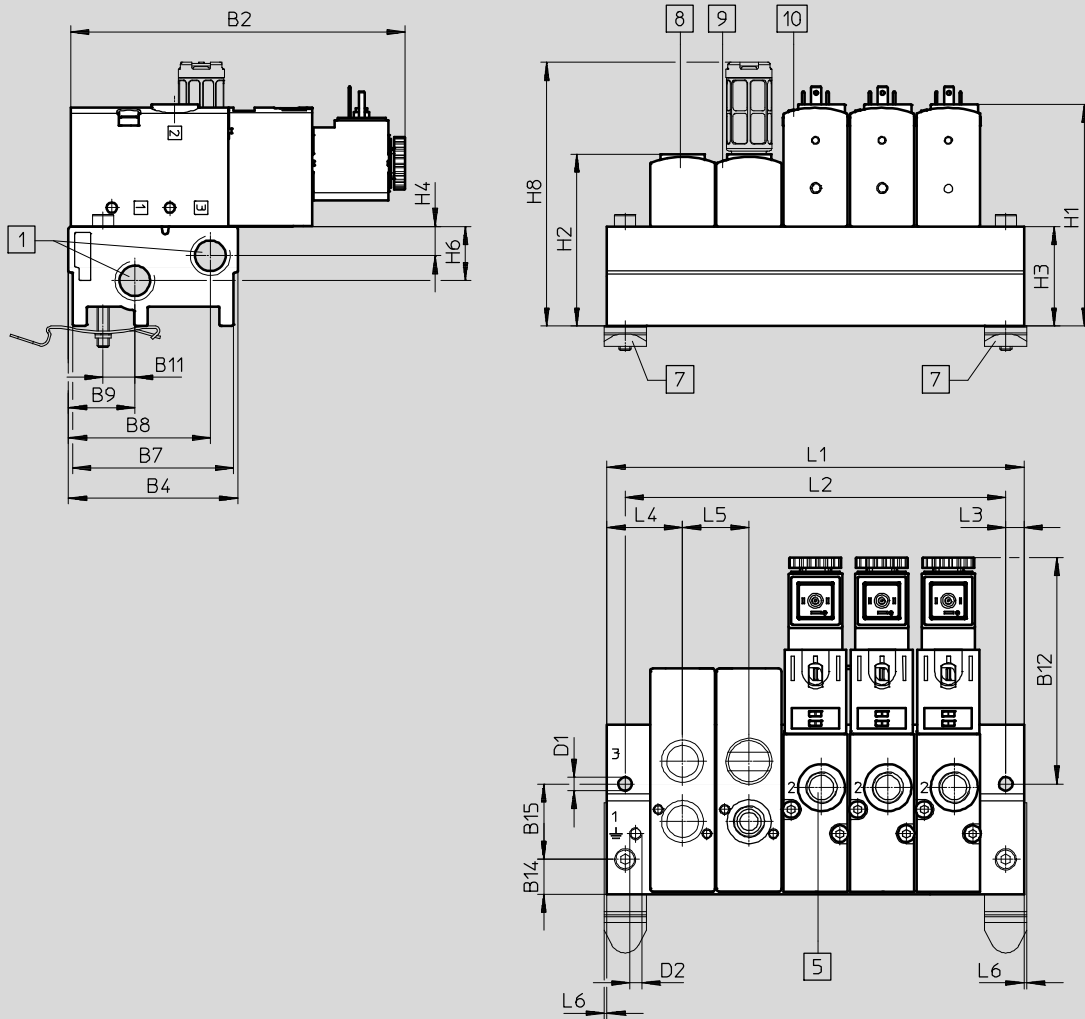
Valve manifold VTUS

Technical data – Valve manifold

Dimensions – Valve manifold

Download CAD data → www.festo.com

With 3/2-way valves, compact manifold block



1 Ports 1 and 3
(at both ends):
G1/4 for VTUS-20
G3/8 for VTUS-25
G1/2 for VTUS-30

5 Port 2:
G1/8 for VTUS-20
G1/4 for VTUS-25
G3/8 for VTUS-30

7 H-rail mounting:
VAME-T-M4 for VTUS-20
VAME-T-M5 for VTUS-25
VAME-T-M6 for VTUS-30

8 Blanking plate

9 Supply plate,
port 1 and 3:
G1/8 for VTUS-20
G1/4 for VTUS-25
G3/8 for VTUS-30

10 3/2-way valve

Valve manifold VTUS

Technical data – Valve manifold

Type	B2	B4	B7	B8	B9	B11	B12	B14	B15
VTUS-20	110.7	56.1	53.1	47	22	10.5	75	11.5	25
VTUS-25	129.2	70.3	67.3	58.8	30	16	84	14	32
VTUS-30	144.9	83	80	69.4	36	19	91.2	17	38

Type	D1 Ø	D2	H1	H2	H3	H4	H6	H8	L3	L4	L5	L6
VTUS-20	4.5	M4x6.5	73.4	57	33	9.7	18	87.4	6	25	22	1
VTUS-25	5.5	M4x9	84.5	60	34	13.5	20	112.4	6	29.8	27.5	1
VTUS-30	6.3	M5x11	99.5	72.5	42.5	17.5	26	151.6	7.5	34	32	–

Type	Valve positions	2	3	4	5	6	7	8	9	10
VTUS-20	L1	72	94	116	138	160	182	204	226	248
	L2	60	82	104	126	148	170	192	214	236
VTUS-25	L1	87	114.5	142	169.5	197	224.5	252	279.5	307
	L2	75	102.5	130	157.5	185	212.5	240	267.5	295
VTUS-30	L1	100	132	164	196	228	260	292	324	356
	L2	85	117	149	181	213	245	277	309	341

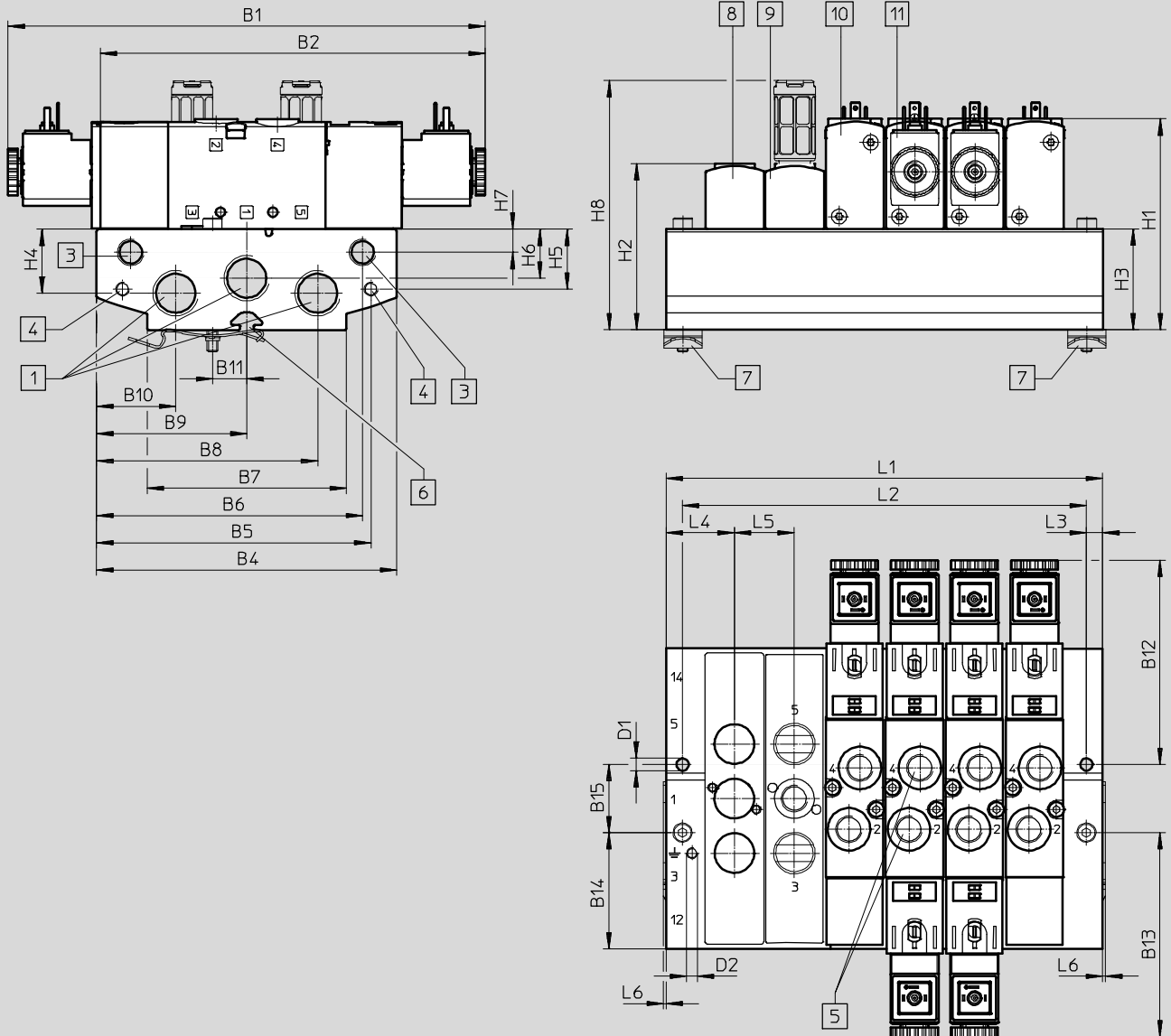
Valve manifold VTUS

Technical data – Valve manifold

Dimensions – Valve manifold

Download CAD data → www.festo.com

with 5/2-, 5/3-, and 2x 3/2-way valves, standard manifold block



- 1 Ports 1, 3 and 5 (at both ends):
G3/8 for VTUS-20
G1/2 for VTUS-25
G3/4 for VTUS-30
- 3 Port 12 and 14 (at both ends):
G1/8 for VTUS-20, VTUS-25 and VTUS-30

- 4 Thread for extension module:
M5x15.5 for VTUS-20
M5x18 for VTUS-25 and VTUS-30
- 5 Ports 2 and 4:
G1/8 for VTUS-20
G1/4 for VTUS-25
G3/8 for VTUS-30
- 6 Profile slot IPM-05 system 5

- 7 H-rail mounting:
VAME-T-M4 for VTUS-20
VAME-T-M5 for VTUS-25
VAME-T-M6 for VTUS-30
- 8 Blanking plate
- 9 Supply plate.
port 1, 3 and 5:
G1/8 for VTUS-20
G1/4 for VTUS-25
G3/8 for VTUS-30

- 10 5/2-way valve, monostable
- 11 5/2-way valve, bistable or 5/3-way valve or 2x 3/2-way valve

Valve manifold VTUS

Technical data – Valve manifold

Type	B1	B2	B4	B5	B6	B7	B8	B9	B10	B11	B12	B13	B14	B15
VTUS-20	174.9	141.2	110	100.5	97.5	73	81	55	29	12.5	75	75	42.5	25
VTUS-25	200.3	162.2	126	119	113.5	80	95	63	31	16	84.2	84.2	47	32
VTUS-30	220.3	180.7	144	137	129	104	111.5	72	32.5	19	91.2	91.2	38	25

Type	D1 Ø	D2	H1	H2	H3	H4	H5	H6	H7	H8	L3	L4	L5	L6
VTUS-20	4.5	M4x6.5	77.4	61	37	23.5	22	18	8.5	91.4	6	25	22	1
VTUS-25	5.5	M4x9	95.5	71	45	25	22	22	9	123.4	6	29.8	27.5	1
VTUS-30	6.3	M5x11	118	91	61	35	22	28.5	9	170.1	7.5	34	32	-

Type	Valve positions	2	3	4	5	6	7	8	9	10
VTUS-20	L1	72	94	116	138	160	182	204	226	248
	L2	60	82	104	126	148	170	192	214	236
VTUS-25	L1	87	114.5	142	169.5	197	224.5	252	279.5	307
	L2	75	102.5	130	157.5	185	212.5	240	267.5	295
VTUS-30	L1	100	132	164	196	228	260	292	324	356
	L2	85	117	149	181	213	245	277	309	341

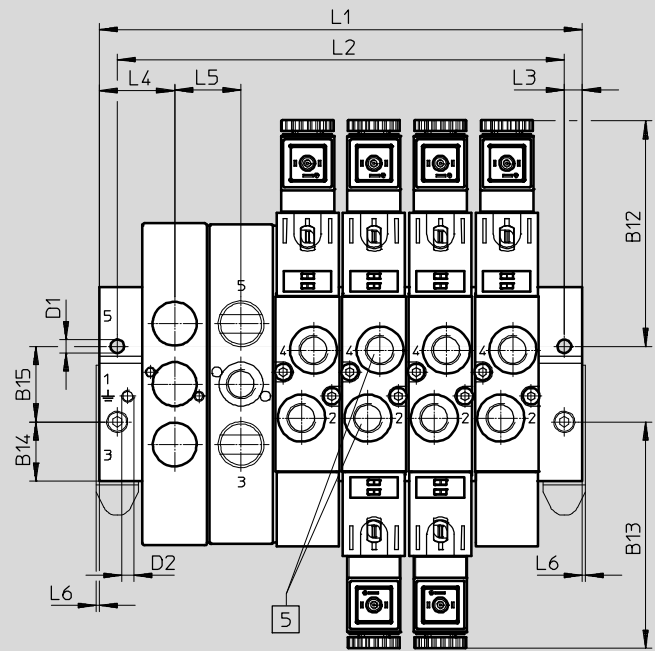
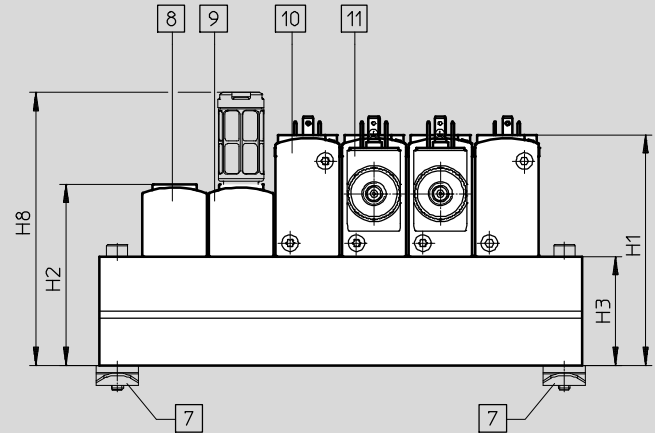
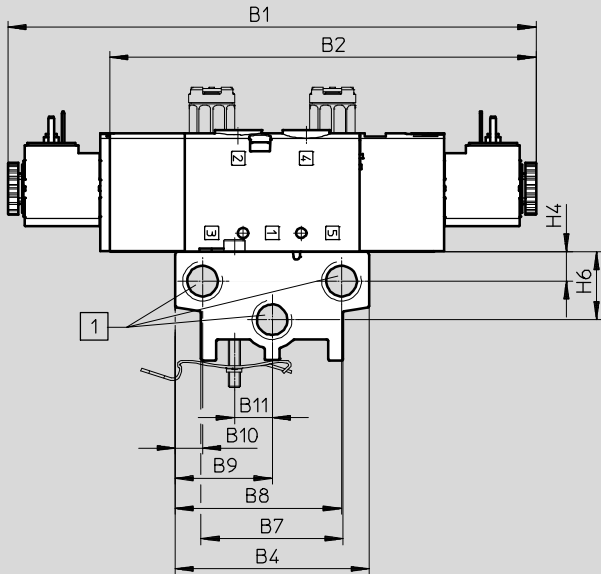
Valve manifold VTUS

Technical data – Valve manifold

Dimensions – Valve manifold

with 5/2-, 5/3-, and 2x 3/2-way valve, compact manifold block

Download CAD data → www.festo.com



- 1 Ports 1, 3 and 5:
G1/4 for VTUS-20
G3/8 for VTUS-25
G1/2 for VTUS-30
- 5 Ports 2 and 4:
G1/8 for VTUS-20
G1/4 for VTUS-25
G3/8 for VTUS-30

- 7 H-rail mounting:
VAME-T-M4 for VTUS-20
VAME-T-M5 for VTUS-25
VAME-T-M6 for VTUS-30

- 8 Blanking plate

- 9 Supply plate,
port 1, 3 and 5:
G1/8 for VTUS-20
G1/4 for VTUS-25
G3/8 for VTUS-30

- 10 5/2-way valve, monostable
- 11 5/2-way valve, bistable or
5/3-way valve or 2x 3/2-way
valve

Valve manifold VTUS

Technical data – Valve manifold

Type	B1	B2	B4	B7	B8	B9	B10	B11	B12	B13	B14	B15
VTUS-20	174.9	141.2	64.2	47	55.1	32.1	9.1	12.5	75	75	19.6	25
VTUS-25	200.3	162.2	80.5	61.5	69	40.3	11.5	16	84.2	84.2	24.3	32
VTUS-30	220.3	180.7	94	77	80.4	47	13.6	19	91.2	91.2	28	38

Type	D1 Ø	D2	H1	H2	H3	H4	H6	H8	L3	L4	L5	L6
VTUS-20	4.5	M4x6.5	76.4	60	36	9.7	22.5	90.4	6	25	22	1
VTUS-25	5.5	M4x9	84.5	60	34	13.5	20	112.4	6	29.8	27.5	1
VTUS-30	6.3	M5x11	99.5	72.5	42.5	17.5	26	151.6	7.5	34	32	–

Type	Valve positions	2	3	4	5	6	7	8	9	10
VTUS-20	L1	72	94	116	138	160	182	204	226	248
	L2	60	82	104	126	148	170	192	214	236
VTUS-25	L1	87	114.5	142	169.5	197	224.5	252	279.5	307
	L2	75	102.5	130	157.5	185	212.5	240	267.5	295
VTUS-30	L1	100	132	164	196	228	260	292	324	356
	L2	85	117	149	181	213	245	277	309	341

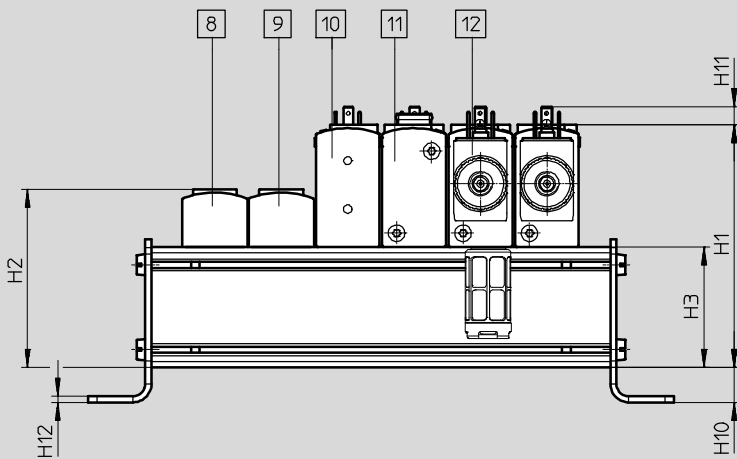
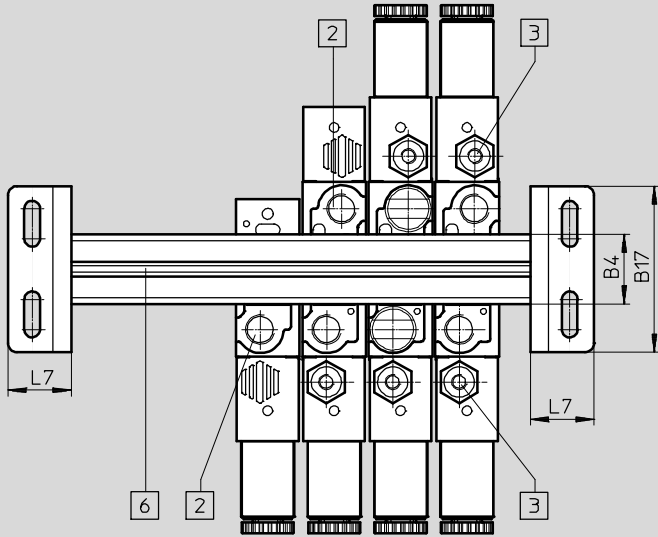
Valve manifold VTUS

Technical data – Valve manifold

Dimensions – Supply manifold

Download CAD data → www.festo.com

Mounting on both sides



- | | | | |
|--|--|-------------------------------------|--|
| 2 Port 3 and 5:
G1/8 for VTUS-20
G1/4 for VTUS-25
G3/4 for VTUS-30 | 3 Port 12/14:
M5 for VTUS-20
M5 for VTUS-25
G1/8 for VTUS-30 | 8 Blanking plate | 10 3/2-way valve |
| 6 Profile slot IPM-05 system 5 | 9 Supply plate, port 1:
G1/8 for VTUS-20
G1/4 for VTUS-25
G3/8 for VTUS-30 | 11 5/2-way valve, monostable | 12 5/2-way valve, bistable or 5/3-way valve or 2x 3/2-way valve |

Type	B4	B17	H1	H2	H3	H10	H11	H12	L7
VTUS-20	23	55	80.4	59	40	11.5	6.3	2	21
VTUS-25	28.7	75	102.5	78	52	18	6.7	2	24
VTUS-30	34	85	122	95	65	17.5	6.7	2.5	26

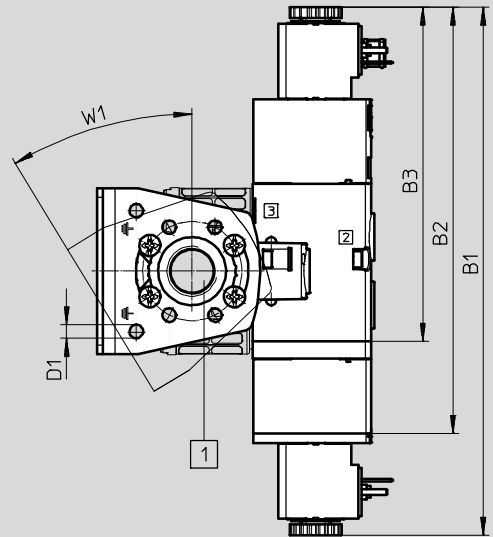
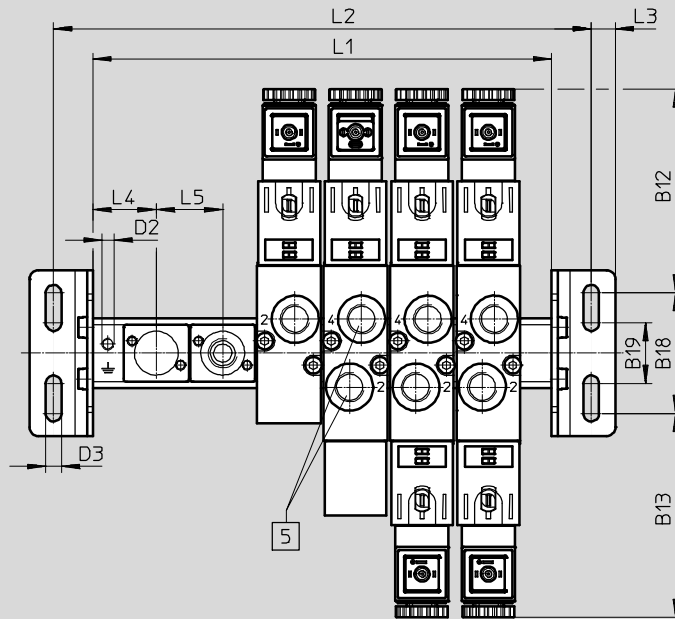
Valve manifold VTUS

Technical data – Valve manifold

Dimensions – Supply manifold


Mounting on both sides

Download CAD data → www.festo.com



1 Port 1 (at both sides):
G3/8 for VTUS-20
G1/2 for VTUS-25
G3/4 for VTUS-30

5 Port 2 and 4:
G1/8 for VTUS-20
G1/4 for VTUS-25
G3/8 for VTUS-30

-  - Note
Mounting bracket can be adjusted through $\pm 30^\circ$.

Valve manifold VTUS

Technical data – Valve manifold

Type	B1	B2	B3	B12	B13	B18	B19
VTUS-20	174.9	141.2	110.7	67.5	67.5	40	20
VTUS-25	200.3	162.2	129.2	70.2	70.2	60	35
VTUS-30	220.3	180.7	144.9	77.7	77.7	65	35

Type	D1 Ø	D2	D3 Ø	L3	L4	L5	W1
VTUS-20	4.5	M4x6.5	5.2	8	21	22	30°
VTUS-25	4.5	M4x9	6.6	8	29.8	27.5	30°
VTUS-30	5.5	M5x11	8.6	9	34	32	30°

Type	Valve positions	2	3	4	5	6	7	8	9	10
VTUS-20	L1	64	86	108	130	152	174	196	218	240
	L2	90	112	134	156	178	200	222	244	266
VTUS-25	L1	87	114.5	142	169.5	197	224.5	252	279.5	307
	L2	119	146.5	174	201.5	229	256.5	284	311.5	339
VTUS-30	L1	100	132	164	196	228	260	292	324	356
	L2	134	166	198	230	262	294	326	358	390

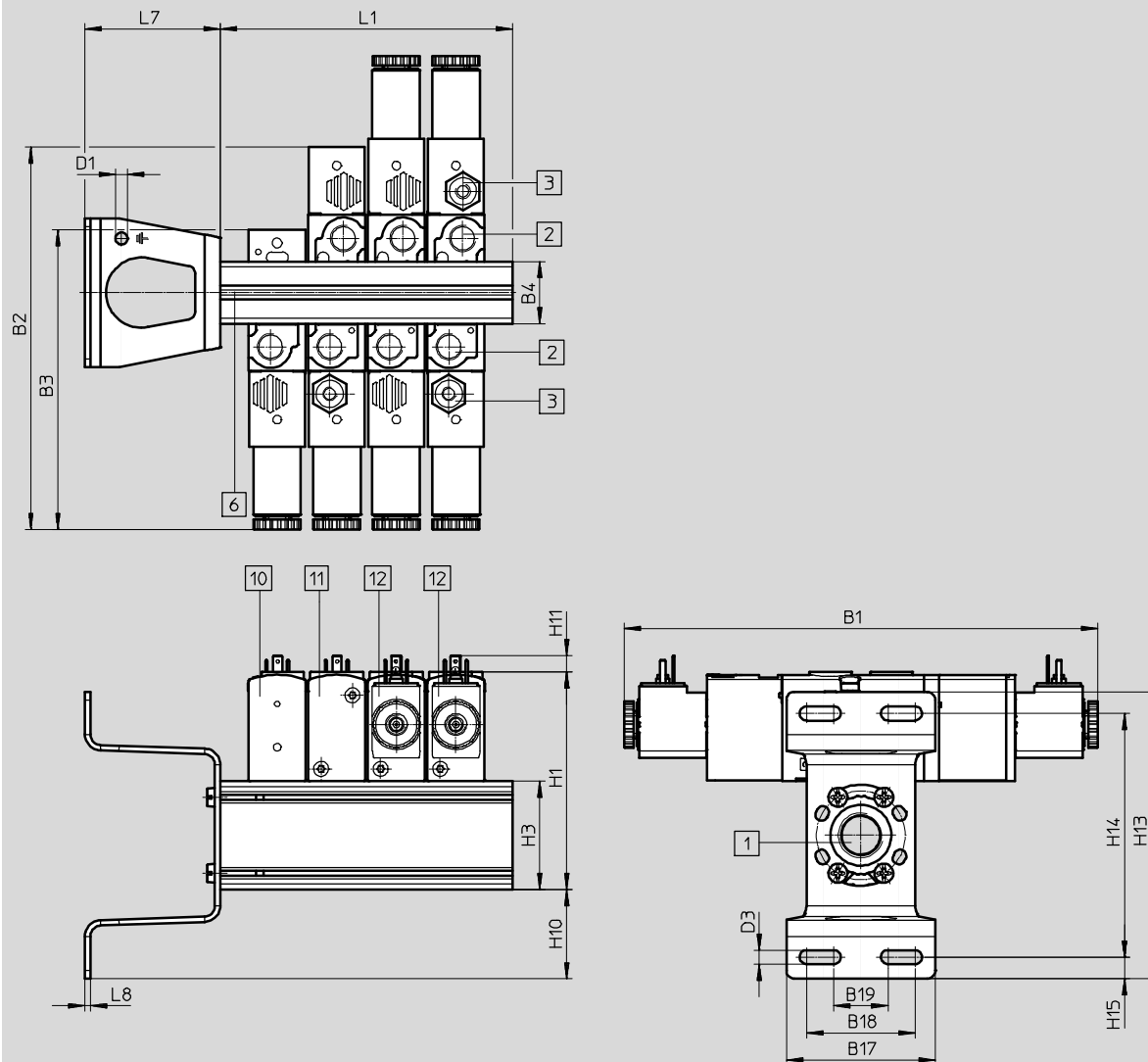
Valve manifold VTUS

Technical data – Valve manifold

Dimensions – Supply manifold

Download CAD data → www.festo.com/en/engineering


Mounting on one side



- 1 Port 1 (at both sides):
G3/8 for VTUS-20
G1/2 for VTUS-25
G3/4 for VTUS-30
- 2 Port 3 and 5:
G1/8 for VTUS-20
G1/4 for VTUS-25
G3/8 for VTUS-30

- 3 Ports 12 and 14:
M5 for VTUS-20 and VTUS-25
G1/8 for VTUS-30
- 6 Profile slot IPM-05 system 5

- 10 3/2-way valve
- 11 5/2-way valve, monostable
- 12 5/2-way valve, bistable or
5/3-way valve or 2x 3/2-way
valve

-  - Note
Mounting bracket can be adjusted
through ±30°.

Valve manifold VTUS

Technical data – Valve manifold

FESTO

Type	B1	B2	B4	B17	B18	B19
VTUS-20	174.9	110.7	23	55	40	20
VTUS-25	200.3	129.2	28.7	80	60	35
VTUS-30	220.3	144.9	34	85	65	35

Type	D1 Ø	D3 Ø	H1	H3	H10	H11	H13	H14	H15	L7	L8
VTUS-20	4.5	5.2	80.4	40	33	6.3	106	90	8	50	2
VTUS-25	4.5	6.6	102.5	52	38	6.7	128	112	8	64	2
VTUS-30	5.5	8.6	122	65	38	6.7	146	128	9	74	2.5

Type	Valve positions	2	3	4
VTUS-20	L1	64	86	108
VTUS-25	L1	87	114.5	142
VTUS-30	L1	100	132	164

Solenoid valves VUVS


Type code solenoid valves


VUVS	-	L							
Type of directional control valve									
In-line valve L									
Design principle									
Piston spool with sealing cartridge -									
Piston spool with sealing ring K									
Poppet valve, soft seal T									
Size									
Valve width		21 mm	20						
		26.5 mm	25						
		31 mm	30						
Valve functions									
3/2-way valve, normally closed			M32C						
3/2-way valve, normally open			M32U						
2x 3/2-way valve, normally closed			T32C						
2x 3/2-way valve, normally open			T32U						
2x 3/2-way valve, 1x normally open, 1x normally closed			T32H						
5/2-way valve, single solenoid			M52						
5/2-way valve, double solenoid			B52						
5/3-way valve, mid-position closed			P53C						
5/3-way valve, mid-position pressurised			P53U						
5/3-way valve, mid-position exhausted			P53E						
Reset method									
Pneumatic spring for M52 and M32			A						
Mechanical spring for M52, M32 and P53			M						
For B52 and P53			-						
Pilot air supply									
Internal			-						
External			Z						
Manual override									
Non-detenting, detenting without accessories			D						
Covered			S						
Non-detenting			H						

Version									
- Extended features									
S Core features									
Electrical accessories, valve									
- None									
+G Connector socket without LED									
EU certification									
- None									
EX2 II 3GD									
Degree of protection for electrics									
- standard									
S8 IP67									
Electrical connection									
- None									
A1 Connection type A, to EN 175301									
C1 Connection type C, to EN 175301									
B2 Connection type B, industry standard									
Nominal operating voltage									
- None									
1 24 V DC									
1A 24 V AC									
3W 230/240 V AC									
5 12 V DC									
16B 110/120 V AC									
Valve pilot control interface									
F7 With 8 mm armature tube, short									
F8 With 8 mm armature tube, standard									
Exhaust port									
- Without fitting									
QN With fitting									
U1 Silencer with metal housing									
U3 Silencer with polymer housing									
U5 Silencer with sinter housing									
Pneumatic connection									
G18 G1/8									
G14 G¼									
G38 G3/8									
Q4 Push-in connector 4 mm									
Q6 Push-in connector 6 mm									
Q8 Push-in connector 8 mm									
Q10 Push-in connector 10 mm									
Q12 Push-in connector 12 mm									

Solenoid valves VUVS-LK, size 20

Data sheet

-  - Flow rate
Up to 550 l/min

-  - Valve width
21 mm

-  - Voltage
24 V DC



General technical data				
Valve function	3/2-way valve		5/2-way valve	
Order code for valves	M32C		M52	B52
Valve width	[mm]	21		
Nominal width	[mm]	5.2		
Design	Piston spool			
Flow direction	Non-reversible			
Pilot air supply	Internal			
Type of control	Piloted			
Manual override	Non-detenting, detenting			
Overlap	Positive overlap			
Sealing principle	Soft			
Type of mounting	Optionally via through-hole or on manifold rail			
Standard nominal flow rate qnN	[l/min]	550	550	550
Type of actuation	Electrical			
Mounting position	Optional			
Exhaust function	With flow control			
Connection for venting hole	Not ducted			
b value	0.38			
c value	[l/sbar]	2.66		
Pneumatic connection	1, 2, 3	G1/8	G1/8	G1/8
	4, 5	-	G1/8	G1/8

Technical data – 3/2-way valves		
Order code for valves	M32C	
Normal position	Closed	
Stable position	Monostable	
Reset method	Pneumatic spring	
Switching times in [ms]	On	16
	Off	20
	Change-over	-
Product weight including solenoid coil	[g]	120
Product weight including solenoid coil and plug socket	[g]	133

Solenoid valves VUVS-LK, size 20

Data sheet

Technical data – 5/2-way valves		
Order code for valves	M52	B52
Normal position	–	–
Stable position	Monostable	Bistable
Reset method	Pneumatic spring	–
Switching times in [ms]	On	17
	Off	22
	Change-over	–
Product weight including solenoid coil	[g] 145	200
Product weight including solenoid coil and plug socket	[g] 158	226

Safety data		
Max. positive test pulse 0 signal	[μs]	2700
Max. negative test pulse 1 signal	[μs]	1100
Resistance to shocks	Shock test with severity level 1 to FN 942017-5 and EN 60068-2-27	
Vibration resistance	Transport application test with severity level 2 to FN 942017-4 and EN 60068-2-6	

Operating and environmental conditions			
Order code for valves	M32C	M52	B52
Operating medium	Compressed air to ISO 8573-1:2010 [7:4:4]		
Pilot medium	Compressed air to ISO 8573-1:2010 [7:4:4]		
Note on operating/pilot medium	Lubricated operation possible (in which case lubricated operation will always be required)		
Operating pressure	[bar] 1.5 ... 8	1.5 ... 8	1.5 ... 8
Ambient temperature	[°C] –5 ... +50		
Temperature of medium	[°C] –5 ... +50		
Corrosion resistance class CRC ¹⁾	1		

1) Corrosion resistance class CRC 1 to Festo standard FN 940070
Low corrosion stress. For dry indoor applications or transport and storage protection. Also applies to parts behind covers, in the non-visible interior area, and parts which are covered in the application (e.g. drive trunnions).

Electrical	
Electrical connection	Plug connector type C
Operating voltage	[V DC] 24
Permissible voltage fluctuations	[%] ±10
Power	[W] 2.6
Duty cycle	[%] 100
Degree of protection to EN 60529	IP65 with plug socket

Materials	
Housing	Wrought aluminium alloy
Seals	HNBR, NBR
Piston spool	Wrought aluminium alloy
Note on materials	RoHS-compliant
	Contains paint-wetting impairment substances

Solenoid valves VUVS-LK, size 20

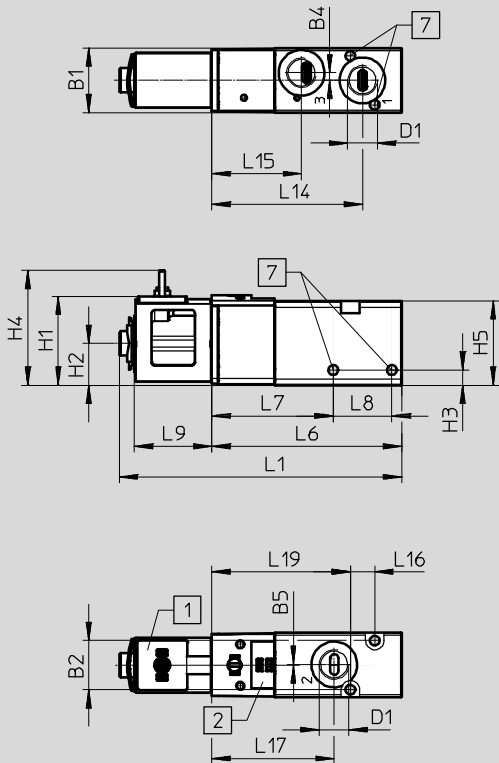
Data sheet



Dimensions

Download CAD data → www.festo.com

3/2-way valves, with solenoid coil



- 1 Solenoid coil interface type C
- 2 Location for inscription label
- 7 For screw M3

Type	B1	B2	B4	B5	D1	H1	H2	H3	H4	H5
VUVS-LK20-M32C-AD-G18-1C1-S	21.2	16.1	2.5	0.2	G1/8	29.2	13.7	5	37.8	27.7

Type	L1	L6	L7	L8	L9	L14	L15	L16	L17	L19
VUVS-LK20-M32C-AD-G18-1C1-S	92.6	62.3	39.8	19.2	25.4	49.4	29.4	8	40.1	45.4

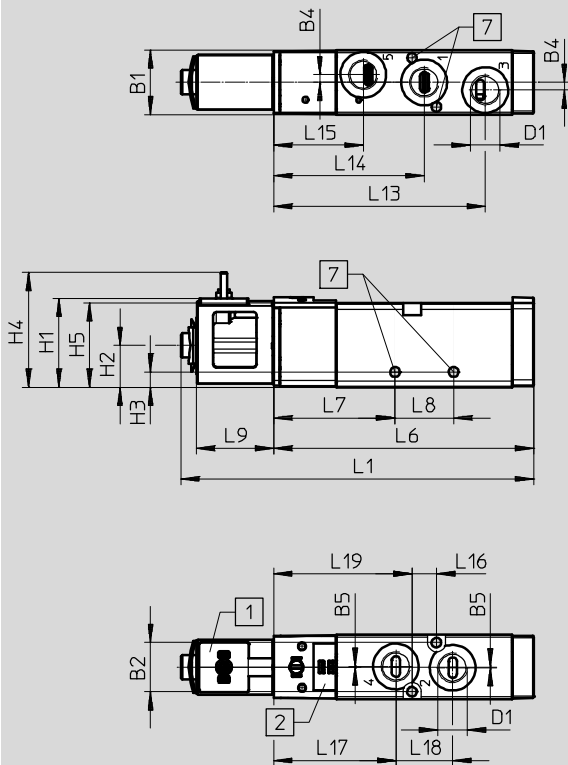
Solenoid valves VUVS-LK, size 20

Data sheet

Dimensions

Download CAD data → www.festo.com

5/2-way single solenoid valves, with solenoid coil



- 1 Solenoid coil interface type C
 2 Location for inscription label
 7 For screw M3

Type	B1	B2	B4	B5	D1	H1	H2	H3	H4	H5
VUVS-LK20-M52-AD-G18-1C1-S	21.2	16.1	2.5	0.2	G1/8	29.2	13.7	5	37.8	27.7

Type	L1	L6	L7	L8	L9	L13	L14	L15	L16	L17	L18	L19
VUVS-LK20-M52-AD-G18-1C1-S	115.7	85.3	39.8	19.2	25.4	69.4	49.4	29.4	8	40.1	18.6	45.4

Solenoid valves VUVS-LK, size 20

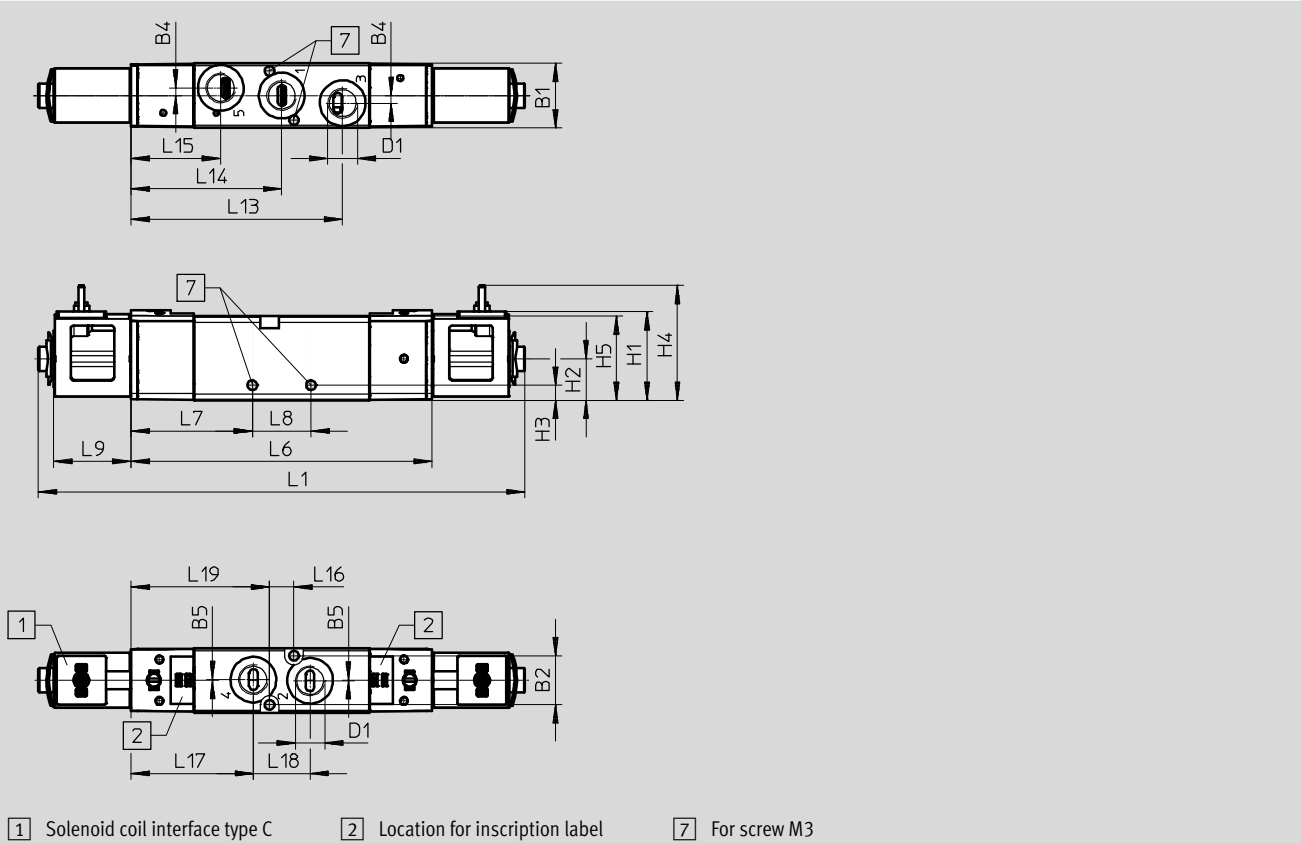
Data sheet



Dimensions

Download CAD data → www.festo.com

5/2-way double solenoid valves, with solenoid coil



Type	B1	B2	B4	B5	D1	H1	H2	H3	H4	H5
VUVS-LK20-B52-D-G18-1C1-S	21.2	16.1	2.5	0.2	G1/8	29.2	13.7	5	37.8	27.7

Type	L1	L6	L7	L8	L9	L13
VUVS-LK20-B52-D-G18-1C1-S	159.6	98.8	39.8	19.2	25.4	69.4

Type	L14	L15	L16	L17	L18	L19
VUVS-LK20-B52-D-G18-1C1-S	49.4	29.4	8	40.1	18.6	45.4

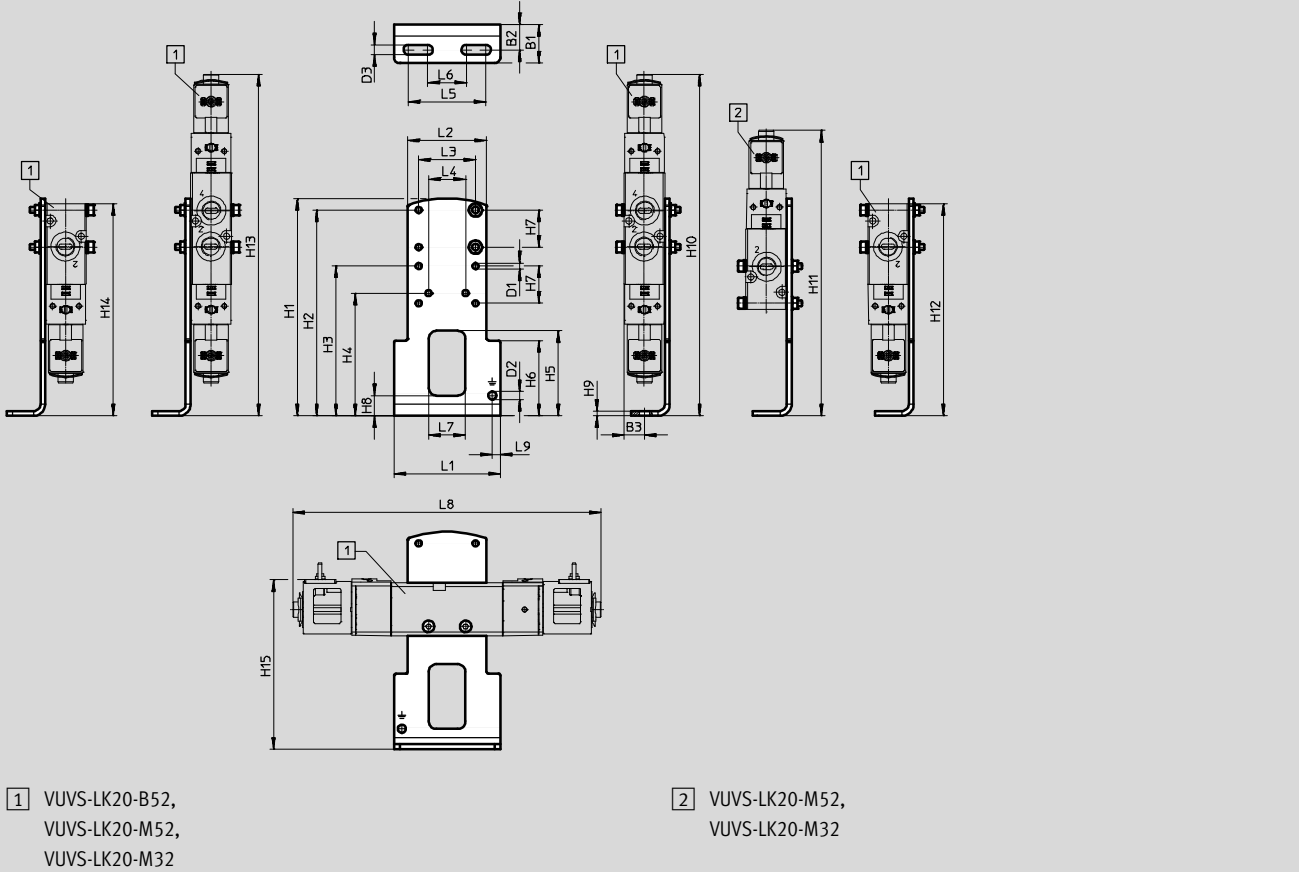
Solenoid valves VUVS-LK, size 20

Accessories

Dimensions

Download CAD data → www.festo.com

Foot mounting



Type		B1	B2	B3	D1	D2	D3	H1	H2	H3	H4
VAME-B10-20-A	VUVS-LK20-B52	20	13.1	10.6	3.2	4.2	5.2	112.5	106.5	77.5	63.5
	VUVS-LK20-M52										
	VUVS-LK20-M32										

Type		H5	H6	H7	H8	H9	H10	H11	H12	H13	H14
VAME-B10-20-A	VUVS-LK20-B52	44	39	19.2	10.5	2.5	176.7	–	176.7	176.7	176.7
	VUVS-LK20-M52							147.7	132.8		132.8
	VUVS-LK20-M32								109.8		109.8

Type		H15	L1	L2	L3	L4	L5	L6	L7	L8	L9
VAME-B10-20-A	VUVS-LK20-B52	87.7	55	41	29.4	19.2	40	20	19	174.9	4.1
	VUVS-LK20-M52									141.2	
	VUVS-LK20-M32									110.7	

Solenoid valves VUVS-LK, size 20

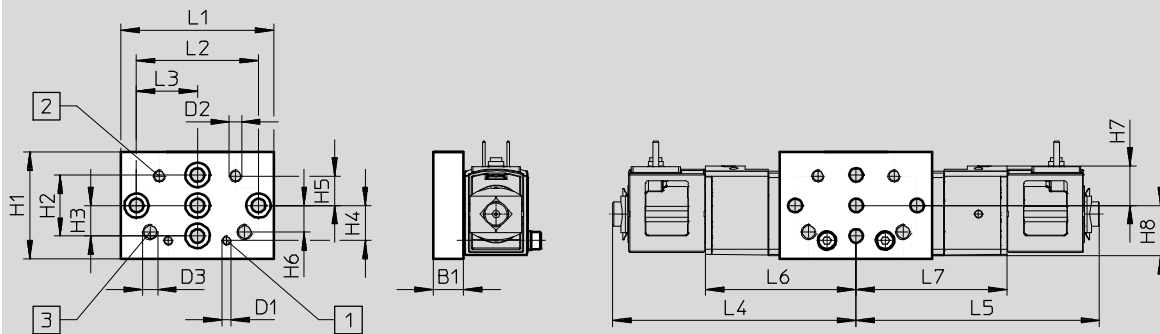
Accessories



Dimensions

Download CAD data → www.festo.com

Wall mounting



1 Mounting hole for size 20 2 Mounting hole for size 25 3 Mounting hole for size 30

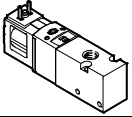
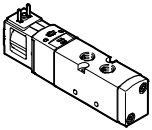
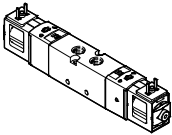
Type		B1	D1	D2	D3	H1	H2	H3	H4	H5	H6
VAME-B10-20-W	VUVS-LK20-B52	10	M3	M4	M5	35	20	10	11.5	9.7	8.7
	VUVS-LK20-M52										
	VUVS-LK20-M32										



Type		H7	H8	L1	L2	L3	L4	L5	L6	L7
VAME-B10-20-W	VUVS-LK20-B52	13	16.5	50	40	20	79.8	79.8	49.4	49.4
	VUVS-LK20-M52							35.9		-
	VUVS-LK20-M32							12.9		-

Solenoid valves VUVS-LK, size 20

Accessories

★ Core product range

Ordering data				
	Code	Valve function	Part no.	Type
3/2-way valve with solenoid coil (24 V DC)				
	Monostable, normally closed, type C			
	M32C-A	Pneumatic spring return, internal pilot air supply, direction of flow not reversible	★ 8043213	VUVS-LK20-M32C-AD-G18-1C1-S
5/2-way valve with solenoid coil (24 V DC)				
	Monostable, type C			
	M52-A	Pneumatic spring return, internal pilot air supply, direction of flow not reversible	★ 8043214	VUVS-LK20-M52-AD-G18-1C1-S
	Double solenoid, type C			
	B52	internal pilot air supply, direction of flow not reversible	★ 8043215	VUVS-LK20-B52-D-G18-1C1-S

Ordering data					
	Description	Part no.	Type		
Cover cap					
	For manual override, non-detenting or covered	8049538	VAMC-B10-20-CH2-S		
Plug socket					
	Connection pattern type C, to DIN EN 175301-803				
	3-pin, screw terminal	Cable fitting M12	0 ... 250 V AC/DC	IP65	539712 MSSD-EB-M12
		Cable fitting Pg7			★ 151687 MSSD-EB
	4-pin, insulation displacement connector	Cable fitting M14	0 ... 250 V AC/DC	IP67	192745 MSSD-EB-S-M14

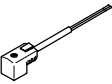




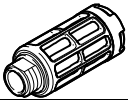
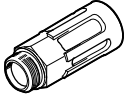
Festo core product range

- ★ Generally ready for shipping ex works in 24 hours
- ☆ Generally ready for shipping ex works in 5 days

Solenoid valves VUVS-LK, size 20

Accessories

FESTO

Ordering data							
Description		Part no.	Type				
Plug socket with cable							
	Connection pattern type C, to DIN EN 175301-803		LED	24 V DC	2,5 m	★ 151688	KMEB-1-24-2,5-LED
	Angled socket, 3-pin Cable, open end, 3-wire	5 m			151689	KMEB-1-24-5-LED	
		10 m			193457	KMEB-1-24-10-LED	
Illuminating seal							
	Connection pattern type C, to DIN EN 175301-803		24 V DC		151717	MEB-LD-12-24DC	
Push-in fitting with internal hex							
	Connecting thread G1/8 for tubing O.D.		4 mm	★ 186106	QS-G1/8-4-I	10	
				133008	QS-G1/8-4-I-100	100	
			6 mm	★ 186107	QS-G1/8-6-I	10	
				133009	QS-G1/8-6-I-100	100	
			8 mm	★ 186109	QS-G1/8-8-I	10	
				133010	QS-G1/8-8-I-100	100	
Angled push-in fitting with external hex							
	Connecting thread G1/8 for tubing O.D.-		4 mm	★ 186116	QSL-G1/8-4	10	
				132048	QSL-G1/8-4-100	100	
			6 mm	★ 186117	QSL-G1/8-6	10	
				132049	QSL-G1/8-6-100	100	
			8 mm	★ 186119	QSL-G1/8-8	10	
				132050	QSL-G1/8-8-50	50	
Angled push-in fitting, long, with external hex							
	Connecting thread G1/8 for tubing O.D.-		4 mm	186127	QSL-G1/8-4	10	
				133015	QSL-G1/8-4-100	100	
			6 mm	186128	QSL-G1/8-6	10	
				133016	QSL-G1/8-6-100	100	
			8 mm	186130	QSL-G1/8-8	10	
				133017	QSL-G1/8-8-100	100	
Silencer							
	With connecting thread G, polymer design		G1/8	★ 2307	U-1/8	1	
				534222	U-1/8-50	50	
	With connecting thread G, metal design		G1/8	★ 6841	U-1/8-B	1	

1) Packaging unit quantity

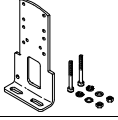
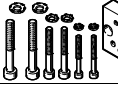



Festo core product range

★ Generally ready for shipping ex works in 24 hours

☆ Generally ready for shipping ex works in 5 days


Solenoid valves VUVS-LK, size 20


Accessories


Ordering data				
	Description	Weight [g]	Part no.	Type
Foot mounting				
	With screw set for attaching the valve to the foot mounting	97	576412	VAME-B10-20-A
Wall mounting				
	With screw set for attaching the valve to the wall mounting	53	576413	VAME-B10-20-W
Set of spare parts				
	Set comprising seals and screws	10	8026203	VAME-B10-20-MK
Screw set				
	For mounting valves VUVS-LK on common supply manifolds, comprising 2 screws M3x30	4.5	8069876	VAME-B10-20-S
Inscription label				
	40 pieces in frame	-	565306	ASLR-C-E4

Solenoid valves VUVS-LK, size 25

Data sheet

-  Flow rate
Up to 1000 l/min

-  Valve width
26.5 mm

-  Voltage
24 V DC



General technical data				
Valve function		3/2-way valve	5/2-way valve	
Order code for valves		M32C	M52	B52
Valve width	[mm]	26.5		
Nominal width	[mm]	6.7		
Design		Piston spool		
Flow direction		Non-reversible		
Pilot air supply		Internal		
Type of control		Piloted		
Manual override		Non-detenting, detenting		
Overlap		Positive overlap		
Sealing principle		Soft		
Type of mounting		Optionally via through-hole or on manifold rail		
Standard nominal flow rate qnN	[l/min]	1000	1000	1000
Type of actuation		Electrical		
Mounting position		Optional		
Exhaust function		With flow control		
Connection for venting hole		Not ducted		
b value		0.45		
c value	[l/sbar]	3.86		
Pneumatic connection	1, 2, 3 4, 5	G1/4 -	G1/4 G1/4	G1/4 G1/4

Technical data – 3/2-way valves		
Order code for valves		M32C
Normal position		Closed
Stable position		Monostable
Reset method		Pneumatic spring
Switching times in [ms]	On	16
	Off	20
	Change-over	-
Product weight including solenoid coil	[g]	200
Product weight including solenoid coil and plug socket	[g]	224

Solenoid valves VUVS-LK, size 25

Data sheet

Technical data – 5/2-way valves		
Order code for valves	M52	B52
Normal position	–	–
Stable position	Monostable	Bistable
Reset method	Pneumatic spring	–
Switching times in [ms]	On	20
	Off	22
	Change-over	–
Product weight including solenoid coil	[g] 250	320
Product weight including solenoid coil and plug socket	[g] 274	368

Safety data		
Max. positive test pulse 0 signal	[μs]	2500
Max. negative test pulse 1 signal	[μs]	1100
Resistance to shocks	Shock test with severity level 1 to FN 942017-5 and EN 60068-2-27	
Vibration resistance	Transport application test with severity level 2 to FN 942017-4 and EN 60068-2-6	

Operating and environmental conditions			
Order code for valves	M32C	M52	B52
Operating medium	Compressed air to ISO 8573-1:2010 [7:4:4]		
Pilot medium	Compressed air to ISO 8573-1:2010 [7:4:4]		
Note on operating/pilot medium	Lubricated operation possible (in which case lubricated operation will always be required)		
Operating pressure	[bar] 1.5 ... 8	1.5 ... 8	1.5 ... 8
Ambient temperature	[°C] –5 ... +50		
Temperature of medium	[°C] –5 ... +50		
Corrosion resistance class CRC ¹⁾	1		

1) Corrosion resistance class CRC 1 to Festo standard FN 940070
 Low corrosion stress. For dry indoor applications or transport and storage protection. Also applies to parts behind covers, in the non-visible interior area, and parts which are covered in the application (e.g. drive trunnions).

Electrical	
Electrical connection	Plug connector type B
Operating voltage	[V DC] 24
Permissible voltage fluctuations	[%] 10
Power	[W] 3.3
Duty cycle	[%] 100
Degree of protection to EN 60529	IP65 with plug socket

Materials	
Housing	Wrought aluminium alloy
Seals	HNBR, NBR
Piston spool	Wrought aluminium alloy
Note on materials	RoHS-compliant
	Contains paint-wetting impairment substances

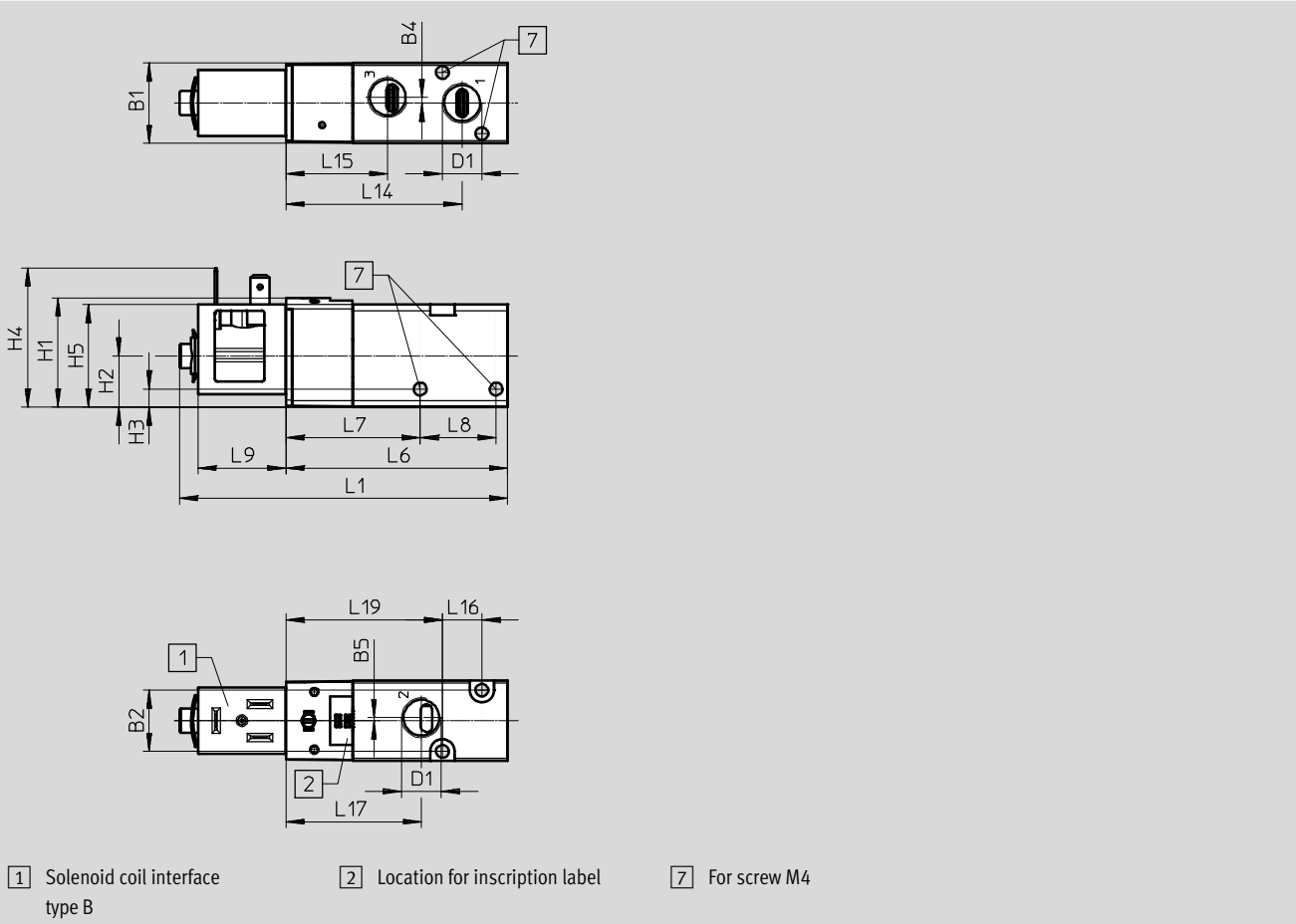
Solenoid valves VUVS-LK, size 25

Data sheet

Dimensions

Download CAD data → www.festo.com

3/2-way valves, with solenoid coil



Type	B1	B2	B4	B5	D1	H1	H2	H3	H4	H5
VUVS-LK25-M32C-AD-G14-1B2-S	26.5	20.2	1.9	1	G1/4	36.1	16.9	6	45.9	33.9

Type	L1	L6	L7	L8	L9	L14	L15	L16	L17	L19
VUVS-LK25-M32C-AD-G14-1B2-S	109.2	74.1	44.2	25	29	58	33.5	13	44.6	51.5

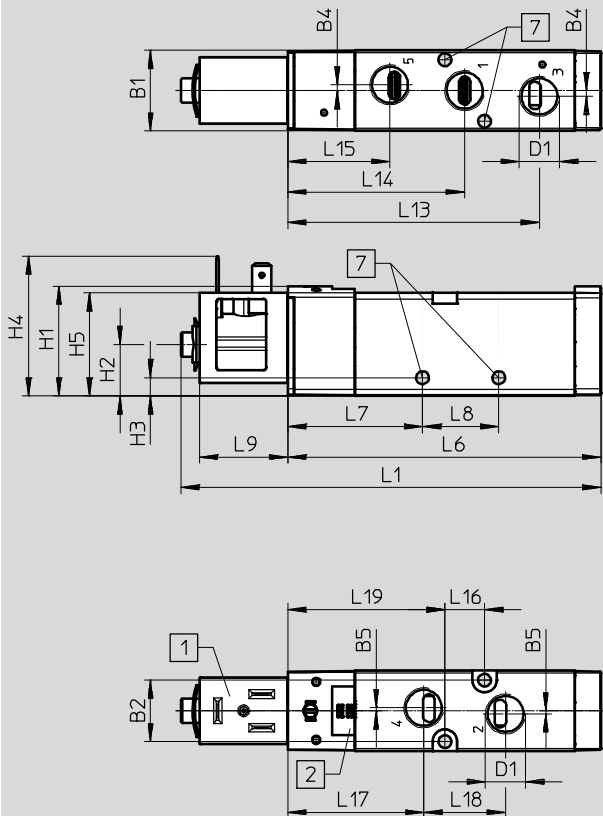
Solenoid valves VUVS-LK, size 25

Data sheet

Dimensions

Download CAD data → www.festo.com

5/2-way single solenoid valves, with solenoid coil



1 Solenoid coil interface
type B

2 Location for inscription label

7 For screw M4

Type	B1	B2	B4	B5	D1	H1	H2	H3	H4	H5
VUVS-LK25-M52-AD-G14-1B2-S	26.5	20.2	1.9	1	G1/4	36.1	16.9	6	45.9	33.9

Type	L1	L6	L7	L8	L9	L13	L14	L15	L16	L17	L18	L19
VUVS-LK25-M52-AD-G14-1B2-S	137.8	102.7	44.2	25	29	82.5	58	33.5	13	44.6	26.8	51.5

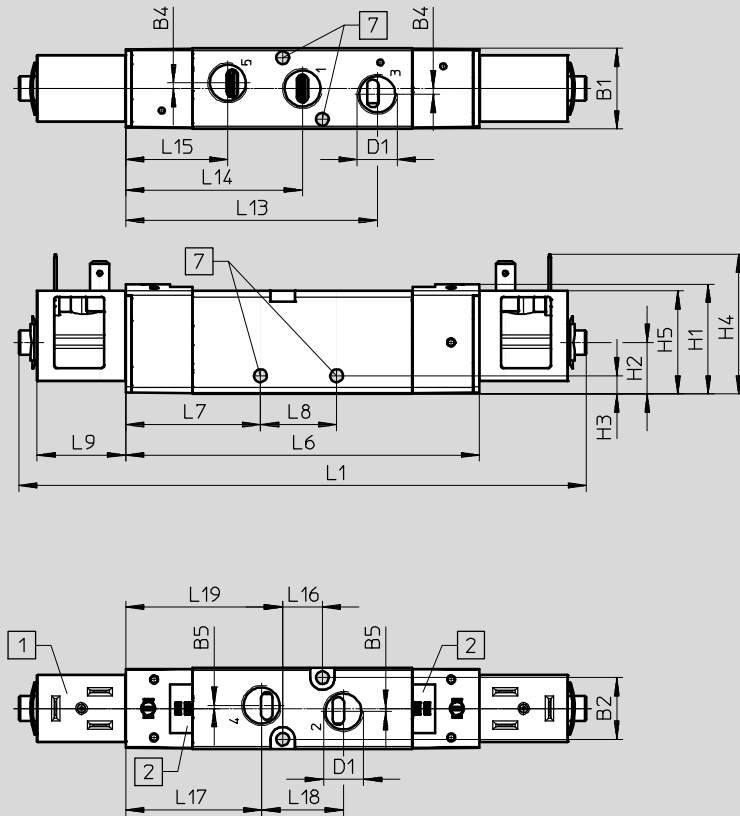
Solenoid valves VUVS-LK, size 25

Data sheet

Dimensions

Download CAD data → www.festo.com

5/2-way double solenoid valves, with solenoid coil



1 Solenoid coil interface type B

2 Location for inscription label

7 For screw M4

Type	B1	B2	B4	B5	D1	H1	H2	H3	H4	H5
VUVS-LK25-B52-D-G14-1B2-S	26.5	20.2	1.9	1	G1/4	36.1	16.9	6	45.9	33.9

Type	L1	L6	L7	L8	L9	L13	L14	L15	L16	L17	L18	L19
VUVS-LK25-B52-D-G14-1B2-S	186.1	116	44.2	25	29	82.5	58	33.5	13	44.6	26.8	51.5

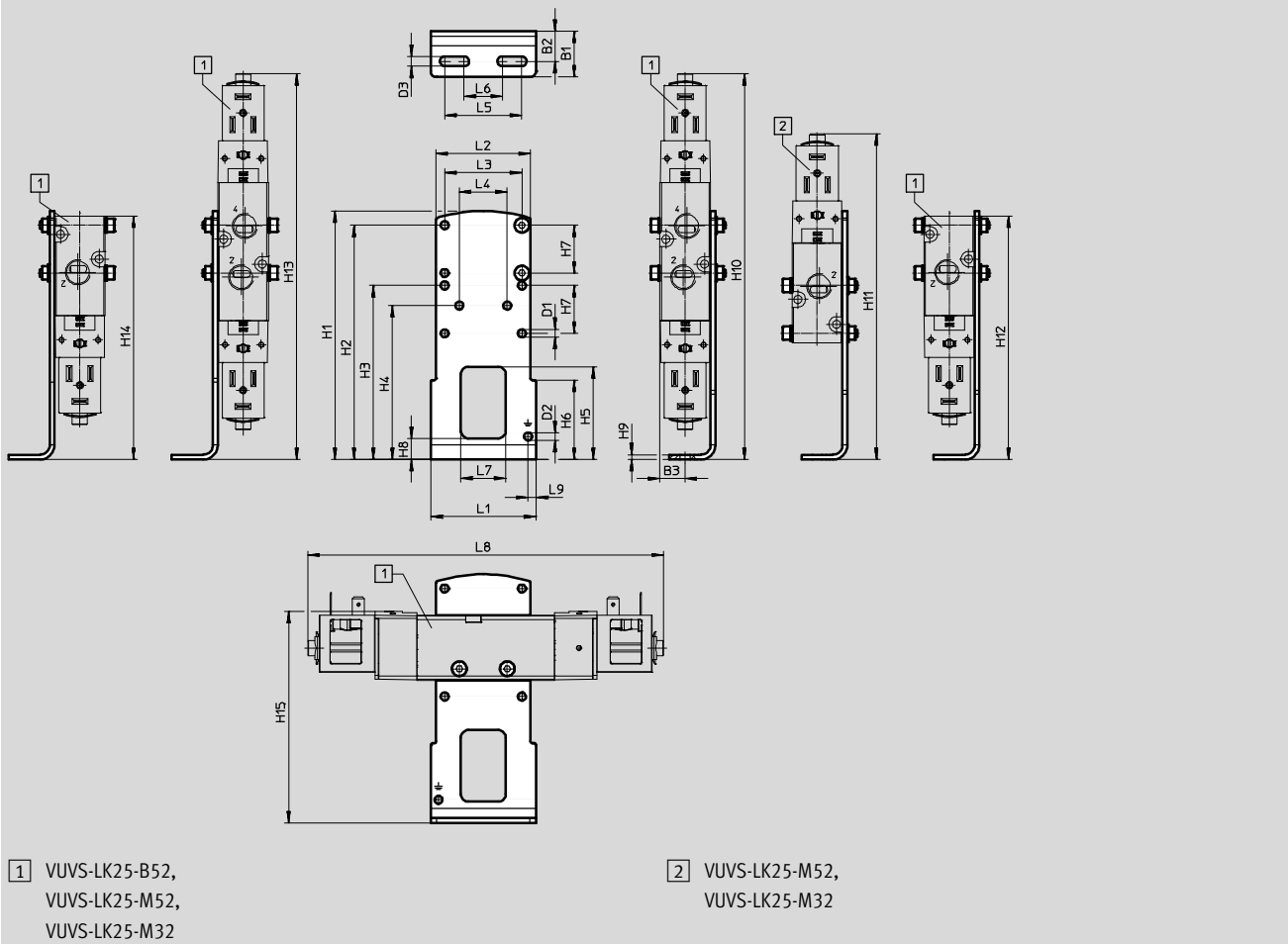
Solenoid valves VUVS-LK, size 25

Accessories

Dimensions

Download CAD data → www.festo.com

Foot mounting



Type		B1	B2	B3	D1 ∅	D2 ∅	D3	H1	H2	H3	H4
VAME-B10-25-A	VUVS-LK25-B52	24	15.8	13.3	4.2	4.2	5.2	130	122.5	91	80.5
	VUVS-LK25-M52										
	VUVS-LK25-M32										

Type		H5	H6	H7	H8	H9	H10	H11	H12	H13	H14
VAME-B10-25-A	VUVS-LK25-B52	48.5	41.5	25	11	2.5	201.8	–	204.4	201.8	204.4
	VUVS-LK25-M52							170.3	156		156
	VUVS-LK25-M32							127.4	127.4	127.4	

Type		H15	L1	L2	L3	L4	L5	L6	L7	L8	L9
VAME-B10-25-A	VUVS-LK25-B52	110.6	55	49.4	40.4	25	40	20	23.5	186.1	4.1
	VUVS-LK25-M52									137.8	
	VUVS-LK25-M32									109.2	

Solenoid valves VUVS-LK, size 25

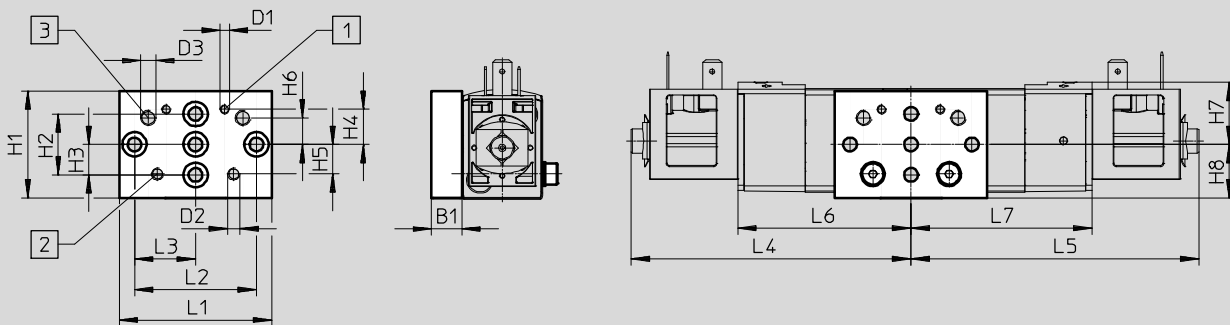
Accessories



Dimensions

Download CAD data → www.festo.com

Wall mounting



1 Mounting hole for size 20 2 Mounting hole for size 25 3 Mounting hole for size 30

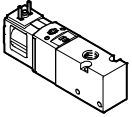
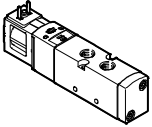
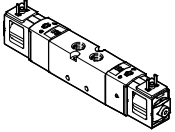
Type		B1	D1	D2	D3	H1	H2	H3	H4	H5	H6
VAME-B10-20-W	VUVS-LK25-B52	10	M3	M4	M5	35	20	10	11.5	9.7	8.7
	VUVS-LK25-M52										
	VUVS-LK25-M32										

Type		H7	H8	L1	L2	L3	L4	L5	L6	L7
VAME-B10-20-W	VUVS-LK25-B52	20.4	17.5	50	40	20	93.1	93.1	56.7	59.3
	VUVS-LK25-M52							44.7		-
	VUVS-LK25-M32							15		-

Solenoid valves VUVS-LK, size 25

Accessories

★ Core product range

Ordering data				
	Code	Valve function	Part no.	Type
3/2-way valve with solenoid coil (24 V DC)				
	Single solenoid, normally closed, type B			
	M32C-A	Pneumatic spring return, internal pilot air supply, direction of flow not reversible	★ 8043217	VUVS-LK25-M32C-AD-G14-1B2-S
5/2-way valve with solenoid coil (24 V DC)				
	Single solenoid, type B			
	M52-A	Pneumatic spring return, internal pilot air supply, direction of flow not reversible	★ 8043218	VUVS-LK25-M52-AD-G14-1B2-S
	Double solenoid, type B			
	B52	Internal pilot air supply, direction of flow not reversible	★ 8043219	VUVS-LK25-B52-D-G14-1B2-S



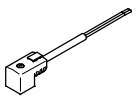



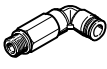
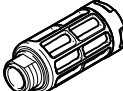
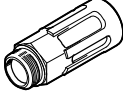
Festo core product range

- ★ Generally ready for shipping ex works in 24 hours
- ☆ Generally ready for shipping ex works in 5 days

Solenoid valves VUVS-LK, size 25

Accessories

FESTO

Ordering data						
Description		Part no.	Type			
Cover cap						
	For manual override, non-detenting or covered		8049539	VAMC-B10-25-CH2-S		
Plug socket						
	Connection pattern type B, industry standard					
	3-pin, screw terminal	Cable fitting M16	0 ... 250 V AC/DC	IP65	539710	MSSD-F-M16
		Cable fitting Pg9			★ 34431	MSSD-F
3-pin, insulation displacement connector	–	0 ... 250 V AC/DC	IP67	192746	MSSD-F-S-M16	
Plug socket with cable						
	Connection pattern type B, industry standard					
	Angled socket, 3-pin Cable, open end, 3-wire	24 V DC	LED	2.5 m	★ 30935	KMF-1-24DC-2,5-LED
				5 m	30937	KMF-1-24DC-5-LED
				10 m	193458	KMF-1-24-10-LED
Illuminating seal						
	Connection pattern type B, industry standard		24 V DC		19143	MF-LD-12-24DC
Push-in fitting with internal hex						
	Connecting thread G1/4 for tubing O.D.-		6 mm	★ 186108	QS-G1/4-6-I	10
			8 mm	★ 186110	QS-G1/4-8-I	10
			10 mm	★ 186112	QS-G1/4-10-I	10
Angled push-in fitting with external hex						
	Connecting thread G1/4 for tubing O.D.-		6 mm	★ 186118	QSL-G1/4-6	10
				132051	QSL-G1/4-6-100	100
			8 mm	★ 186120	QSL-G1/4-8	10
				132052	QSL-G1/4-8-50	50
			10 mm	★ 186122	QSL-G1/4-10	10
132053	QSL-G1/4-10-50	50				
Angled push-in fitting, long, with external hex						
	Connecting thread G1/4 for tubing O.D.-		6 mm	186129	QSL-G1/4-6	10
			8 mm	186131	QSL-G1/4-8	10
			10 mm	186133	QSL-G1/4-10	10
Silencer						
	With connecting thread G, polymer design		G1/4	★ 2316	U-1/4	1
				534223	U-1/4-20	20
	With connecting thread G, metal design		G1/4	★ 6842	U-1/4-B	1

1) Packaging unit quantity

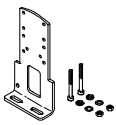
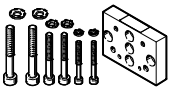



Festo core product range

★ Generally ready for shipping ex works in 24 hours

☆ Generally ready for shipping ex works in 5 days


Solenoid valves VUVS-LK, size 25


Accessories

Ordering data				
	Description	Weight [g]	Part no.	Type
Foot mounting				
	With screw set for attaching the valve to the foot mounting	130	2293485	VAME-B10-25-A
Wall mounting				
	With screw set for attaching the valve to the wall mounting	53	576413	VAME-B10-20-W
Set of spare parts				
	Set comprising seals and screws	12	8035636	VAME-B10-25-MK
Screw set				
	For mounting valves VUVS-LK on common supply manifolds, comprising 2 screws M4x40	9.6	8068789	VAME-B10-25-S
Inscription label				
	40 pieces in frame	–	565306	ASLR-C-E4

Solenoid valves VUVS-LK, size 30

Data sheet

-  - Flow rate
Up to 1600 l/min

-  - Valve width
31 mm

-  - Voltage
24 V DC



General technical data				
Valve function		3/2-way valve	5/2-way valve	
Order code for valves		M32C	M52	B52
Valve width	[mm]	31		
Nominal width	[mm]	8.1		
Design		Piston spool		
Flow direction		Non-reversible		
Pilot air supply		Internal		
Type of control		Piloted		
Manual override		Non-detenting, detenting		
Overlap		Positive overlap		
Sealing principle		Soft		
Type of mounting		Optionally via through-hole or on manifold rail		
Standard nominal flow rate q _{nN}	[l/min]	1600	1600	1600
Type of actuation		Electrical		
Mounting position		Optional		
Exhaust function		With flow control		
Connection for venting hole		Not ducted		
b value		0.37		
c value	[l/sbar]	7.03		
Pneumatic connection	1, 2, 3 4, 5	G3/8 -	G3/8 G3/8	G3/8 G3/8

Technical data – 3/2-way valves		
Order code for valves		M32C
Normal position		Closed
Stable position		Monostable
Reset method		Pneumatic spring
Switching times in [ms]	On	16
	Off	20
	Change-over	-
Product weight including solenoid coil	[g]	250
Product weight including solenoid coil and plug socket	[g]	274

Solenoid valves VUVS-LK, size 30

Data sheet

Technical data – 5/2-way valves		
Order code for valves	M52	B52
Normal position	–	–
Stable position	Monostable	Bistable
Reset method	Pneumatic spring	–
Switching times in [ms]	On	16
	Off	21
	Change-over	–
Product weight including solenoid coil	[g] 315	392
Product weight including solenoid coil and plug socket	[g] 339	416

Safety data		
Max. positive test pulse 0 signal	[μs]	2500
Max. negative test pulse 1 signal	[μs]	1100
Resistance to shocks	Shock test with severity level 1 to FN 942017-5 and EN 60068-2-27	
Vibration resistance	Transport application test with severity level 2 to FN 942017-4 and EN 60068-2-6	

Operating and environmental conditions			
Order code for valves	M32C	M52	B52
Operating medium	Compressed air to ISO 8573-1:2010 [7:4:4]		
Pilot medium	Compressed air to ISO 8573-1:2010 [7:4:4]		
Note on operating/pilot medium	Lubricated operation possible (in which case lubricated operation will always be required)		
Operating pressure	[bar] 1.5 ... 8	1.5 ... 8	1.5 ... 8
Ambient temperature	[°C] –5 ... +50		
Temperature of medium	[°C] –5 ... +50		
Corrosion resistance class CRC ¹⁾	1		

1) Corrosion resistance class CRC 1 to Festo standard FN 940070
Low corrosion stress. For dry indoor applications or transport and storage protection. Also applies to parts behind covers, in the non-visible interior area, and parts which are covered in the application (e.g. drive trunnions).

Electrical	
Electrical connection	Plug connector type B
Operating voltage	[V DC] 24
Permissible voltage fluctuations	[%] 10
Power	[W] 3.3
Duty cycle	[%] 100
Degree of protection to EN 60529	IP65 with plug socket

Materials	
Housing	Wrought aluminium alloy
Seals	HNBR, NBR
Piston spool	Wrought aluminium alloy
Note on materials	RoHS-compliant Contains paint-wetting impairment substances

Solenoid valves VUVS-LK, size 30

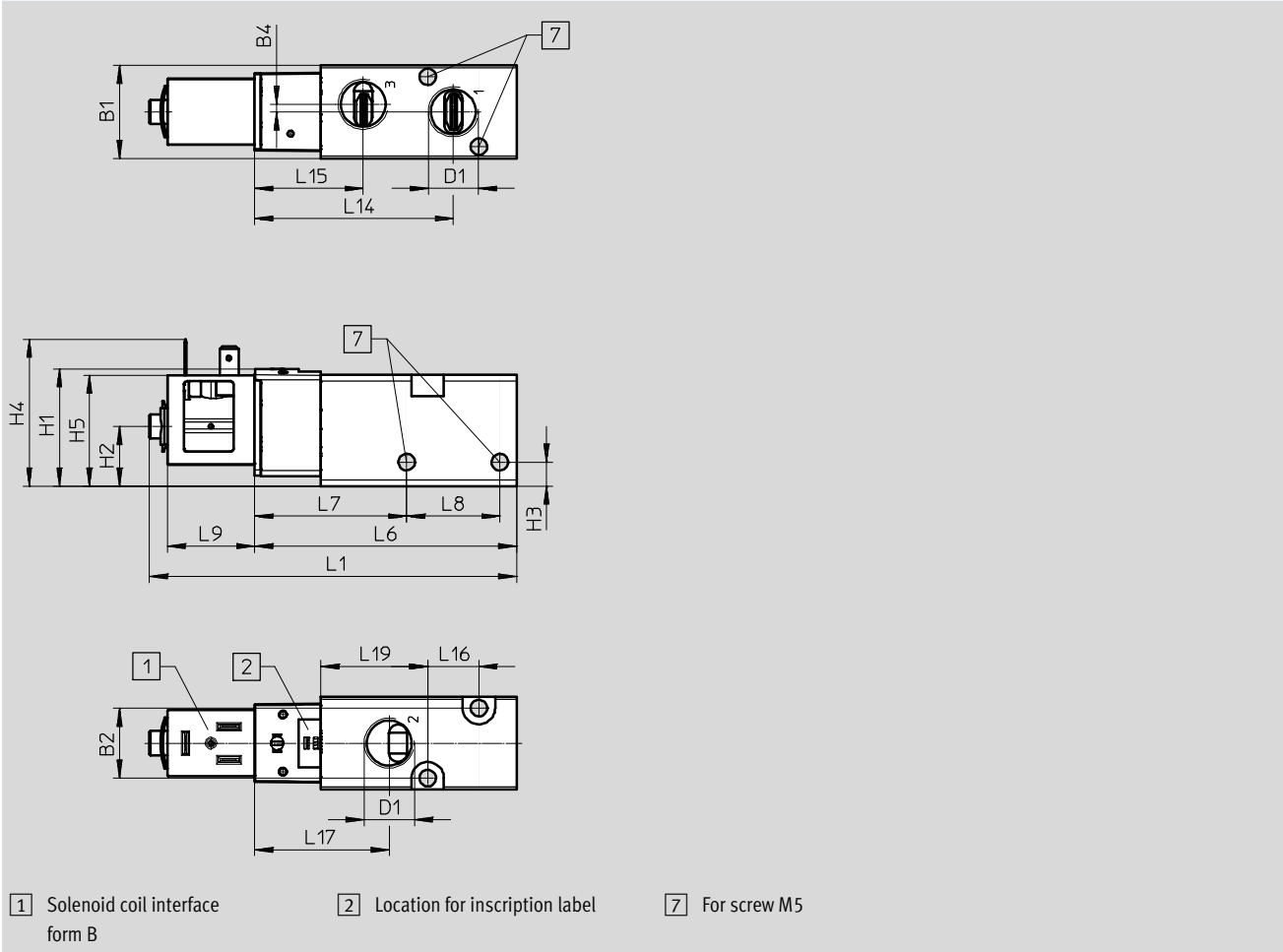
Data sheet



Dimensions

Download CAD data → www.festo.com

3/2-way valves, with solenoid coil



Type	B1	B2	B4	D1	H1	H2	H3	H4	H5
VUVS-LK30-M32C-AD-G38-1B2-S	31	23.3	2.5	G3/8	39.1	19.9	8	48.9	36.9

Type	L1	L6	L7	L8	L9	L14	L15	L16	L17	L19
VUVS-LK30-M32C-AD-G38-1B2-S	122.1	87.1	50.6	31	29	66.1	36.1	17	44.8	57.6

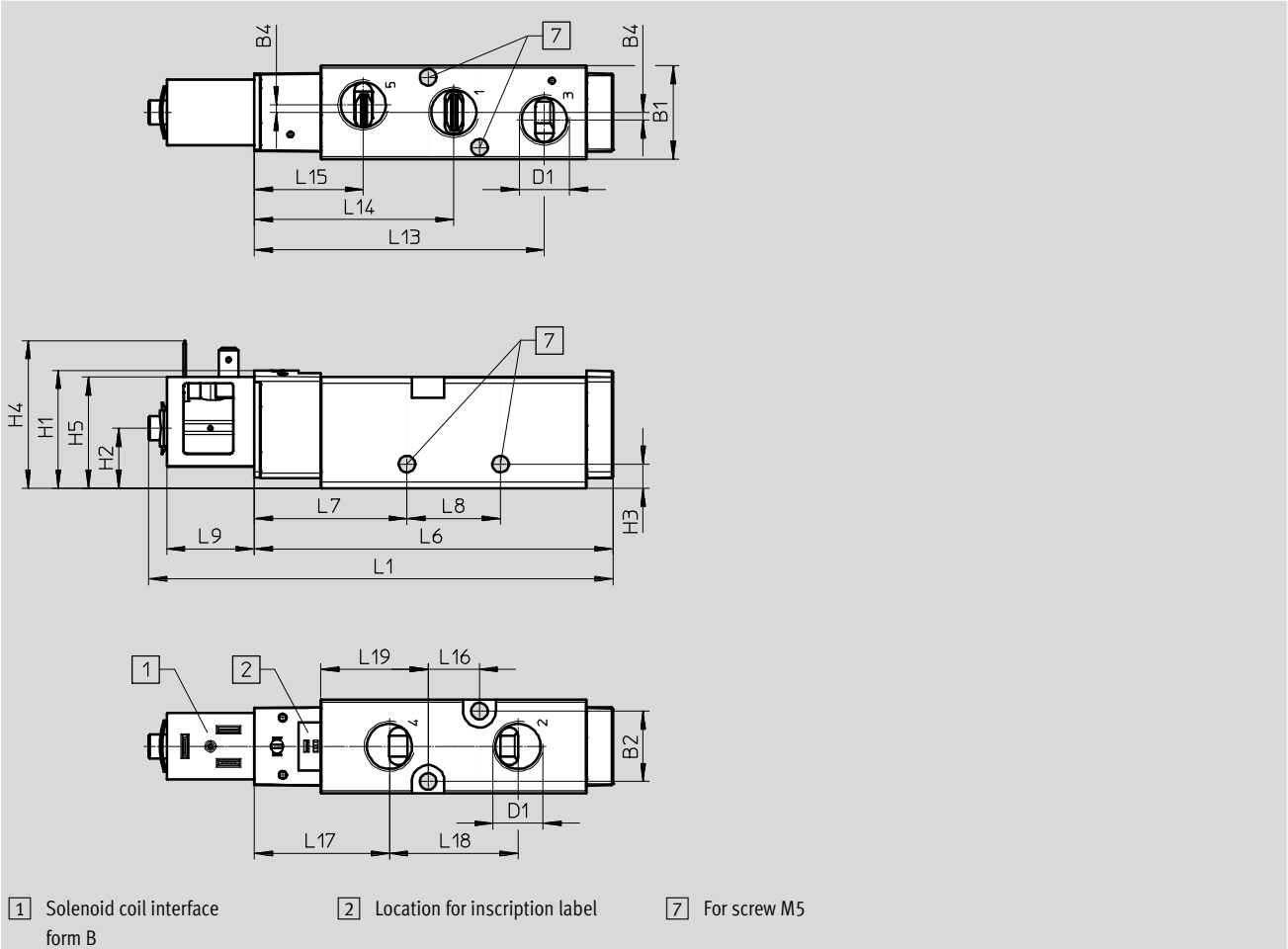
Solenoid valves VUVS-LK, size 30

Data sheet

Dimensions

Download CAD data → www.festo.com

5/2-way single solenoid valves, with solenoid coil



Type	B1	B2	B4	D1	H1	H2	H3	H4	H5
VUVS-LK30-M52-AD-G38-1B2-S	31	23.3	2.5	G3/8	39.1	19.9	8	48.9	36.9

Type	L1	L6	L7	L8	L9	L13	L14	L15	L16	L17	L18	L19
VUVS-LK30-M52-AD-G38-1B2-S	153.8	118.8	50.6	31	29	96.1	66.1	36.1	17	44.8	42.6	57.6

Solenoid valves VUVS-LK, size 30

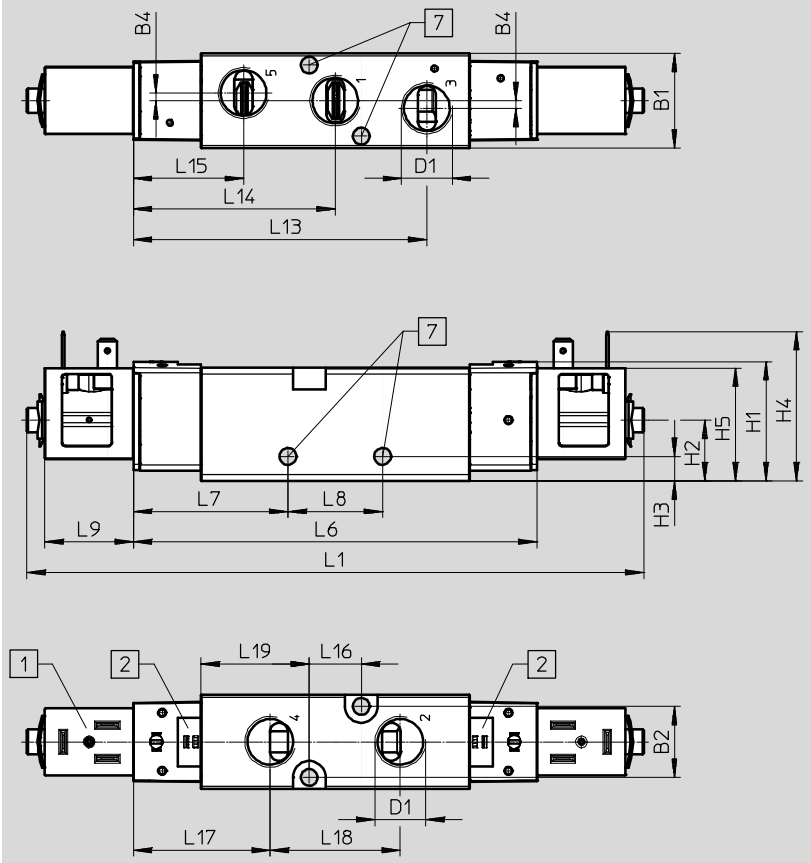
Data sheet



Dimensions

Download CAD data → www.festo.com

5/2-way double solenoid valves, with solenoid coil



- 1 Solenoid coil interface form B
- 2 Location for inscription label
- 7 For screw M5

Type	B1	B2	B4	D1	H1	H2	H3	H4	H5
VUVS-LK30-B52-D-G38-1B2-S	31	23.3	2.5	G3/8	39.1	19.9	8	48.9	36.9

Type	L1	L6	L7	L8	L9	L13	L14	L15	L16	L17	L18	L19
VUVS-LK30-B52-D-G38-1B2-S	202.1	132.2	50.6	31	29	96.1	66.1	36.1	17	44.8	42.6	57.6

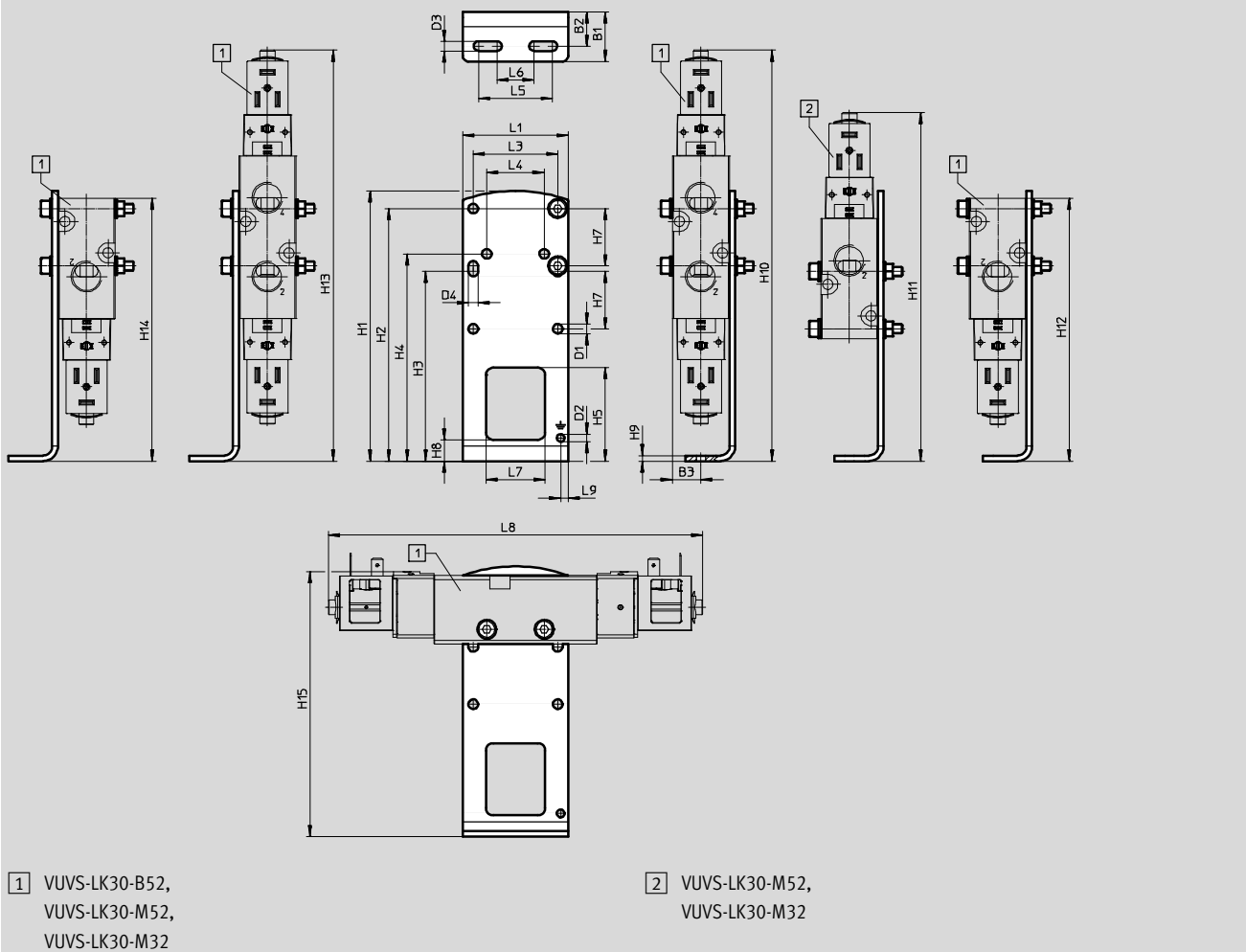
Solenoid valves VUVS-LK, size 30

Accessories

Dimensions

Download CAD data → www.festo.com

Foot mounting



Type		B1	B2	B3	D1 ∅	D2 ∅	D3	D4	H1	H2	H3
VAME-B10-30-A	VUVS-LK30-B52	26.8	18.5	15.5	5.2	4.2	5.2	5.2	146	136.5	102.5
	VUVS-LK30-M52										
	VUVS-LK30-M32										

Type		H4	H5	H7	H8	H9	H10	H11	H12	H13	H14
VAME-B10-30-A	VUVS-LK30-B52	112	50.5	31	11.5	3	222	–	222.1	222	222.1
	VUVS-LK30-M52							188	173.8		173.8
	VUVS-LK30-M32								142.1		142.1

Type		H15	L1	L3	L4	L5	L6	L7	L8	L9
VAME-B10-30-A	VUVS-LK30-B52	143.1	57	45.6	31	40	20	32	202.1	4.1
	VUVS-LK30-M52								153.8	
	VUVS-LK30-M32								122.1	

Solenoid valves VUVS-LK, size 30

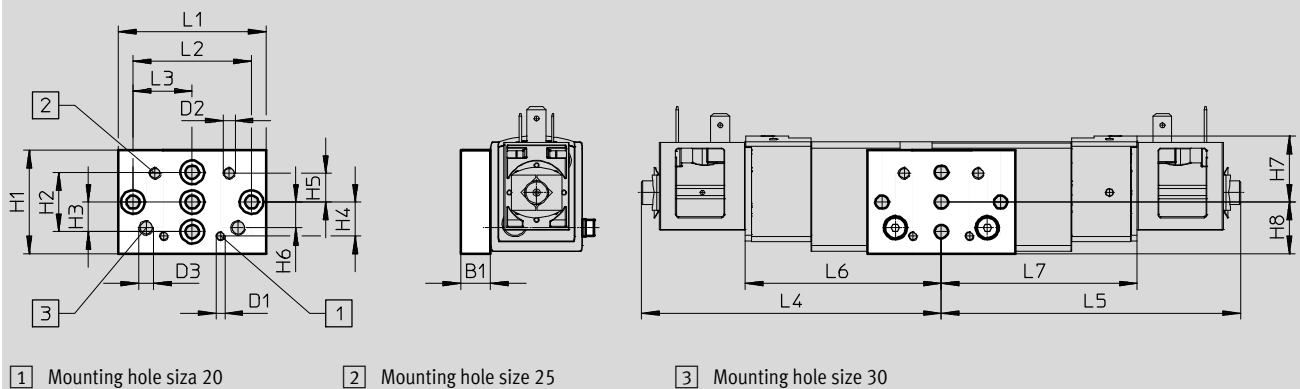
Accessories



Dimensions

Download CAD data → www.festo.com

Wall mounting



Type		B1	D1	D2	D3	H1	H2	H3	H4	H5	H6
VAME-B10-30-W	VUVS-LK30-B52	10	M3	M4	M5	35	20	10	11.5	9.7	8.7
	VUVS-LK30-M52										
	VUVS-LK30-M32										

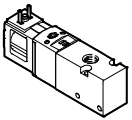
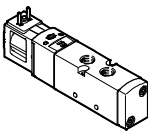
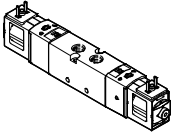
Type		H7	H8	L1	L2	L3	L4	L5	L6	L7
VAME-B10-30-W	VUVS-LK30-B52	22.4	17.5	50	40	20	101.1	101.1	66.1	66.1
	VUVS-LK30-M52							52.7		–
	VUVS-LK30-M32							21		–



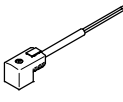

Solenoid valves VUVS-LK, size 30

FESTO

Accessories

★ Core product range

Ordering data				
	Code	Valve function	Part no.	Type
3/2-way valve with solenoid coil (24 V DC)				
	Single solenoid, normally closed, type B			
	M32C-A	Pneumatic spring return, internal pilot air supply, direction of flow not reversible	★ 8049880	VUVS-LK30-M32C-AD-G38-1B2-S
5/2-way valve with solenoid coil (24 V DC)				
	Single solenoid, type B			
	M52-A	Pneumatic spring return, internal pilot air supply, direction of flow not reversible	★ 8049881	VUVS-LK30-M52-AD-G38-1B2-S
	Double solenoid, type B			
	B52	Internal pilot air supply, direction of flow not reversible	★ 8049882	VUVS-LK30-B52-D-G38-1B2-S

Ordering data						
	Description	Part no.	Type			
Cover cap						
	For manual override, non-detenting or covered	8049539	VAMC-B10-25-CH2-S			
Plug socket						
	Connection pattern type B, industry standard					
	3-pin, screw terminal	Cable fitting M16	0 ... 250 V AC/DC	IP65	539710	MSSD-F-M16
		Cable fitting Pg9			★ 34431	MSSD-F
3-pin, insulation displacement connector	–	0 ... 250 V AC/DC	IP67	192746	MSSD-F-S-M16	
Plug socket with cable						
	Connection pattern type B, industry standard					
	Angled socket, 3-pin Cable, open end, 3-wire	24 V DC	LED	2.5 m	★ 30935	KMF-1-24DC-2,5-LED
				5 m	30937	KMF-1-24DC-5-LED
				10 m	193458	KMF-1-24-10-LED
Illuminating seal						
	Connection pattern type B, industry standard	24 V DC	19143	MF-LD-12-24DC		




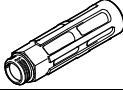
Festo core product range

- ★ Generally ready for shipping ex works in 24 hours
- ☆ Generally ready for shipping ex works in 5 days

Solenoid valves VUVS-LK, size 30

Accessories

FESTO

Ordering data					
	Description		Part no.	Type	PE ¹⁾
Push-in fitting with internal hex					
	Connecting thread for G3/8 for tubing O.D.-∅	6 mm	★ 186111	QS-G3/8-8-I	10
		8 mm	★ 186113	QS-G3/8-10-I	10
		10 mm	★ 186114	QS-G3/8-12-I	10
Angled push-in fitting with external hex					
	Connecting thread for G3/8 for tubing O.D.-∅	8 mm	★ 186121	QSL-G3/8-8	10
			132055	QSL-G3/8-8-50	50
		10 mm	★ 186123	QSL-G3/8-10	10
			132056	QSL-G3/8-10-20	20
Angled push-in fitting, long, with external hex					
	Connecting thread for G3/8 for tubing O.D.-∅	8 mm	186132	QSL-G3/8-8	10
		10 mm	186134	QSL-G3/8-10	10
Silencer					
	With connecting thread G, metal design	G3/8	★ 6843	U-3/8-B	1

1) Packaging unit quantity

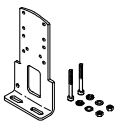
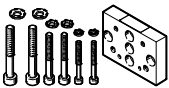



Festo core product range

★ Generally ready for shipping ex works in 24 hours

☆ Generally ready for shipping ex works in 5 days


Solenoid valves VUVS-LK, size 30


Accessories

Ordering data				
	Description	Weight [g]	Part no.	Type
Foot mounting				
	With screw set for attaching the valve to the foot mounting	239	8026337	VAME-B10-30-A
Wall mounting				
	With screw set for attaching the valve to the wall mounting	53	576413	VAME-B10-20-W
Set of spare parts				
	Set comprising seals and screws	22	8035637	VAME-B10-30-MK
Screw set				
	For mounting valves VUVS-LK on common supply manifolds, comprising 2 screws M5x50	15.5	8068790	VAME-B10-30-S
Inscription label				
	40 pieces in frame	-	565306	ASLR-C-E4


Solenoid valves VUVS-LT, size 20

Technical data

 Flow rate
Up to 600 l/min

 Valve width
21 mm

 Voltage
24 V DC



General technical data								
Valve function	3/2-way valve					5/2-way valve		
Order code for valves	M32C	M32U	T32C	T32U	T32H	M52	B52	
Valve width [mm]	21							
Nominal width [mm]	5.2	5.2	5.2	5.2	5.2	5	5	
Design	Disc seat							
Flow direction	Non-reversible							
Pilot air supply	Internal or external							
Type of control	Piloted							
Manual override	Non-detenting, detenting							
Overlap	Underlap							
Sealing principle	Soft							
Type of mounting	Optionally via through-hole or on manifold rail							
Standard nominal flow rate qnN [l/min]	600					500		
Type of actuation	Electrical							
Mounting position	Optional							
Exhaust function	With flow control							
Connection for venting hole	Not ducted							
b value	0.39	0.29	0.39	0.29	0.34	0.31	0.27	
c value	2.3	2.3	2.3	2.3	2.3	2.1	2.1	
Pneumatic connection	1, 2, 3	G1/8	G1/8	G1/8	G1/8	G1/8	G1/8	G1/8
	4, 5	–	–	G1/8	G1/8	G1/8	G1/8	G1/8
Pilot air port 12, 14	M5	M5	M5	M5	M5	M5	M5	M5
Pilot exhaust air port 82, 84	M5	M5	M5	M5	M5	M5	M5	M5
Corrosion resistance ¹⁾	2							

1) Corrosion resistance class CRC 2 to Festo standard FN 940070

Moderate corrosion stress. Indoor applications in which condensation may occur. External visible parts with primarily decorative requirements for the surface and which are in direct contact with the ambient atmosphere typical for industrial applications.

Solenoid valves VUVS-LT, size 20

Technical data

ATEX	
Type	VUVS-LT-...-EX2
ATEX category for gas	II 3G
Type of ignition protection for gas	Ex ec IIC T4 X Gc
ATEX category for dust	II 3D
Type of ignition protection for dust	Ex tc IIIC T115°C X Dc
Explosion-proof ambient temperature rating [°C]	-10 °C ≤ Ta ≤ +60 °C
CE marking (see declaration of conformity)	To EU Explosion Protection Directive (ATEX)

Technical data								
Order code for valves		M32C	M32U	T32C	T32U	T32H	M52	B52
Normal position		Closed	Open	2x closed	2x normally open	1x normally open, 1x normally closed	-	-
Stable position		Monostable	Monostable	Monostable	Monostable	Monostable	Monostable	Bistable
Reset method		Mechanical spring			Mechanical spring		Mechanical spring	-
Switching times in [ms]	On	9	10	9	9	9	15	-
	Off	23	24	25	23	23	19	-
	Change-over	-	-	-	-	-	-	8
Product weight excluding solenoid coil	[g]	112	112	180	180	180	167	181
Product weight including solenoid coil	[g]	146	146	245	245	245	200	248

Solenoid valves VUVS-LT, size 20

Technical data

Safety data		
Max. positive test pulse 0 signal	[μs]	1900
Max. negative test pulse 1 signal	[μs]	2700
Resistance to shocks	Shock test with severity level 2 to FN 942017-5 and EN 60068-2-27	
Vibration resistance	Transport application test with severity level 2 to FN 942017-4 and EN 60068-2-6	

Operating and environmental conditions								
Order code for valves	M32C	M32U	T32C	T32U	T32H	M52	B52	
Operating medium	Compressed air to ISO 8573-1:2010 [7:4:4]							
Pilot medium	Compressed air to ISO 8573-1:2010 [7:4:4]							
Note on operating/pilot medium	Lubricated operation possible (in which case lubricated operation will always be required)							
Operating pressure with internal pilot air supply	[bar]	2.5 ... 10				3 ... 10	1.5 ... 10	
Operating pressure with ex- ternal pilot air supply	[bar]	-0.9 ... 10				2.5 ... 10	1.5 ... 10	
Pilot pressure	[bar]	2.5 ... 10				2.5 ... 10	1.5 ... 10	
Ambient temperature	[°C]	-5 ... +60				-10 ... +60		
Temperature of medium	[°C]	-5 ... +60				-10 ... +60		
Approval	c UL us - Recognized (OL)							

Electrical		
	With solenoid coil	Without solenoid coil
Electrical connection	Plug type C	Via solenoid coil
Operating voltage	[V DC] 24	→ Internet: vacf
Permissible voltage fluctuations	[%] 10	
Power	[W] 2.6	
Duty cycle	[%] 100	
Degree of protection to IEC 60529	IP65 with plug socket to IEC60529	

Materials	
Housing	Die-cast aluminium (painted)
Seals	HNBR, NBR, TPE-U(PU)
Screws	Galvanised steel
Note on materials	RoHS-compliant

Solenoid valves VUVS-LT, size 20

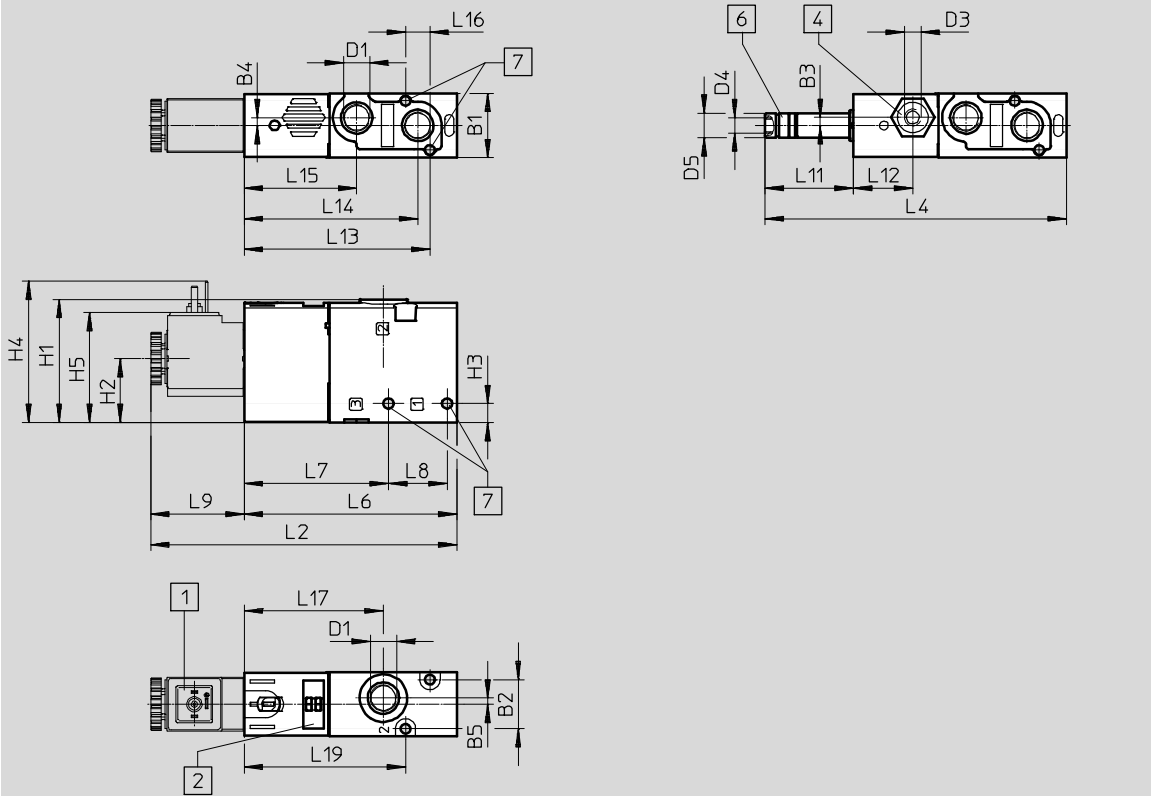
Technical data

Dimensions

Download CAD data → www.festo.com

3/2-way valves, with solenoid coil

3/2-way valves, without solenoid coil



- 1 Solenoid coil interface type C
- 2 Location for inscription label
- 3 Port 10/12 for pilot air supply
- 4 Port 82 for pilot exhaust air
- 5 Port 82 for pilot exhaust air
- 6 Port 82 for pilot exhaust air
- 7 For screw M3

Type	B1	B2	B3	B4	B5	D1	D3	D4	D5 ∅	H1	H2	H3	H4	H5
VUVS-LT20-M32...MD-G18-...	21.1	16.1	-	2.5	2	G1/8	-	M5	8	40.4	20.9	6.2	46.7	36.4
VUVS-LT20-M32...MZD-G18-...			2.6				M5							

Type	L2	L4	L6	L7	L8	L9	L11	L12	L13	L14	L15	L16	L17	L19
VUVS-LT20-M32...MD-G18-...	100.4	98.8	69.8	47.3	19.2	30.6	29	-	60.9	56.9	36.9	8	45.6	52.9
VUVS-LT20-M32...MZD-G18-...								19.5						

Solenoid valves VUVS-LT, size 20

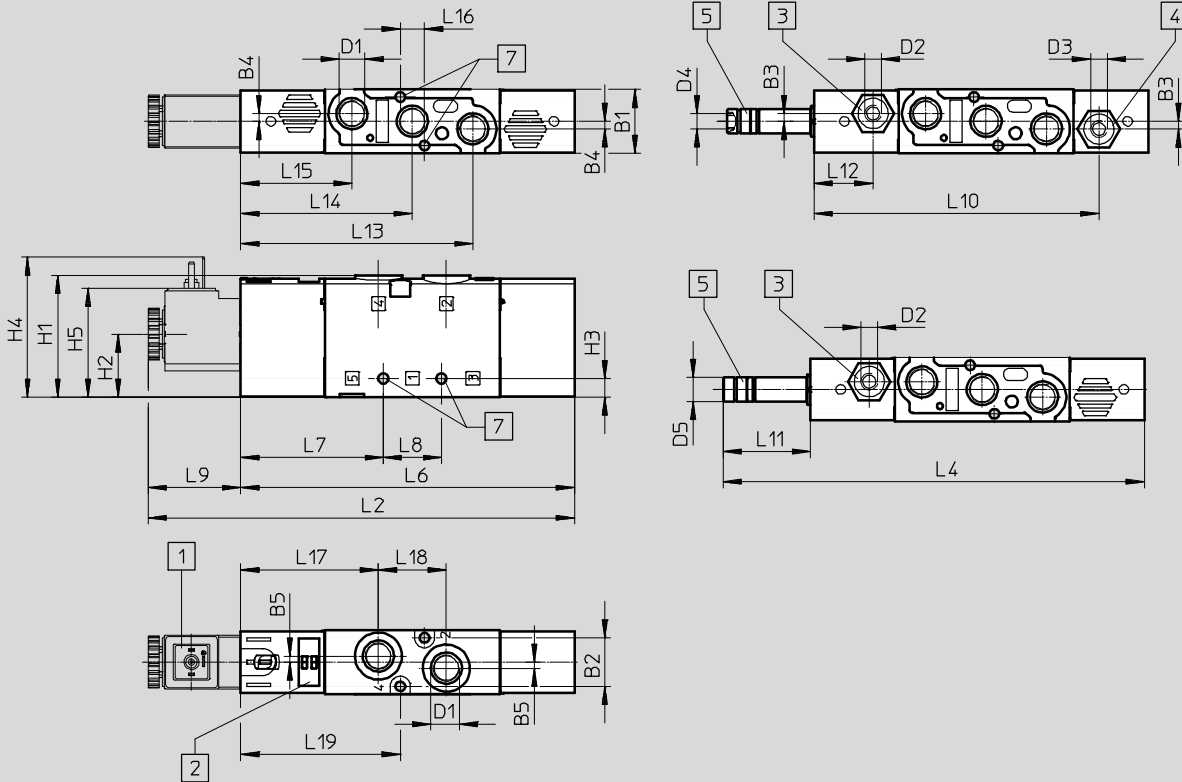
Technical data

Dimensions

Download CAD data → www.festo.com

5/2-way single solenoid valves, with solenoid coil

5/2-way single solenoid valves, without solenoid coil



- 1 Solenoid coil for interface type C
- 2 Location for inscription label
- 3 Port 14 for pilot air supply
- 4 Port 12 for pilot air supply (pneumatic spring)
- 5 Port 84 for pilot exhaust air
- 7 For screw M3

Type	B1	B2	B3	B4	B5	D1	D2	D3	D4	D5 Ø	H1	H2	H3	H4	H5
VUVS-LT20-M52-...MD-G18-...	21.1	16.1	–	2.5	2	G1/8	–	–	M5	8	40.4	20.9	6.2	46.7	36.4
VUVS-LT20-M52-...MZD-G18-...			2.6				M5	M5							

Type	L2	L4	L6	L7	L8	L9	L10	L11	L12	L13	L14	L15	L16	L17	L18	L19
VUVS-LT20-M52-...MD-G18-...	141.2	139.6	110.6	47.3	19.2	30.6	–	29	–	76.9	56.9	36.9	8	45.6	22.5	52.9
VUVS-LT20-M52-...MZD-G18-...							94.3		19.5							

Solenoid valves VUVS-LT, size 20

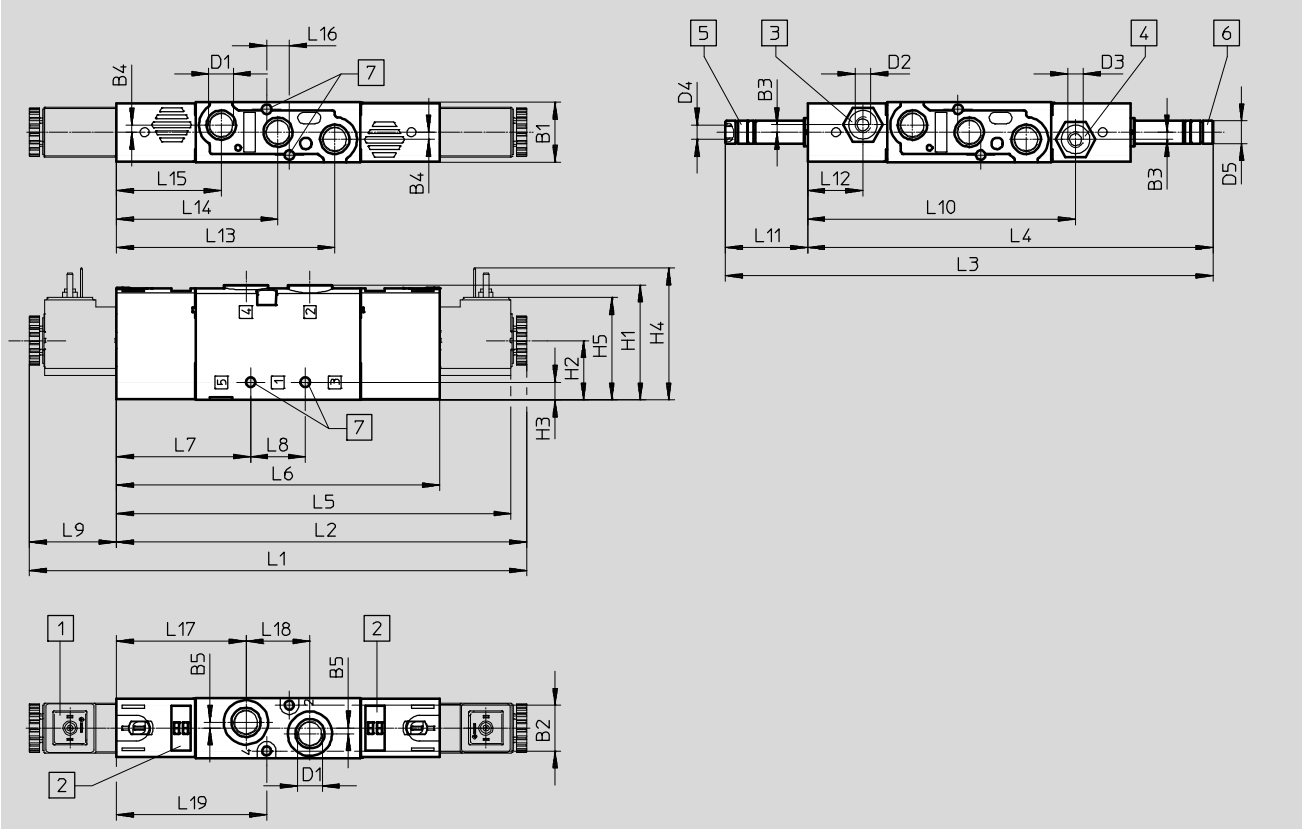
Technical data

Dimensions

Download CAD data → www.festo.com

2x 3/2-way valves and 5/2-way valves, bistable, with solenoid coil

2x 3/2-way valve and 5/2-way valve, bistable, without solenoid coil



- 1 Solenoid coil interface type C
- 2 Location for inscription label
- 3 Port 14 for pilot air supply
- 4 Port 12 for pilot air supply
- 5 Port 84 for pilot exhaust air
- 6 Port 82 for pilot exhaust air
- 7 For screw M3

Type	B1	B2	B3	B4	B5	D1	D2	D3	D4	D5 Ø	H1
VUVS-LT20-B52-D-G18-...	21.1	16.1	–	2.5	2	G1/8	–	–	M5	8	40.4
VUVS-LT20-B52-ZD-G18-...			2.6				M5	M5			
VUVS-LT20-T32-...-MD-G18-...			–				–	–			
VUVS-LT20-T32-...-MZD-G18-...			2.6				M5	M5			

Type	H2	H3	H4	H5	L1	L2	L3	L4	L5	L6	L7	L8
VUVS-LT20-B52-D-G18-...	20.9	6.2	46.7	36.4	174.9	144.3	171.7	142.7	139.1	113.7	47.3	19.2
VUVS-LT20-B52-ZD-G18-...												
VUVS-LT20-T32-...-MD-G18-...												
VUVS-LT20-T32-...-MZD-G18-...												

Type	L9	L10	L11	L12	L13	L14	L15	L16	L17	L18	L19
VUVS-LT20-B52-D-G18-...	30.6	–	29	–	76.9	56.9	36.9	8	45.6	22.5	52.9
VUVS-LT20-B52-ZD-G18-...		94.3		19.5							
VUVS-LT20-T32-...-MD-G18-...		–		–							
VUVS-LT20-T32-...-MZD-G18-...		94.3		19.5							

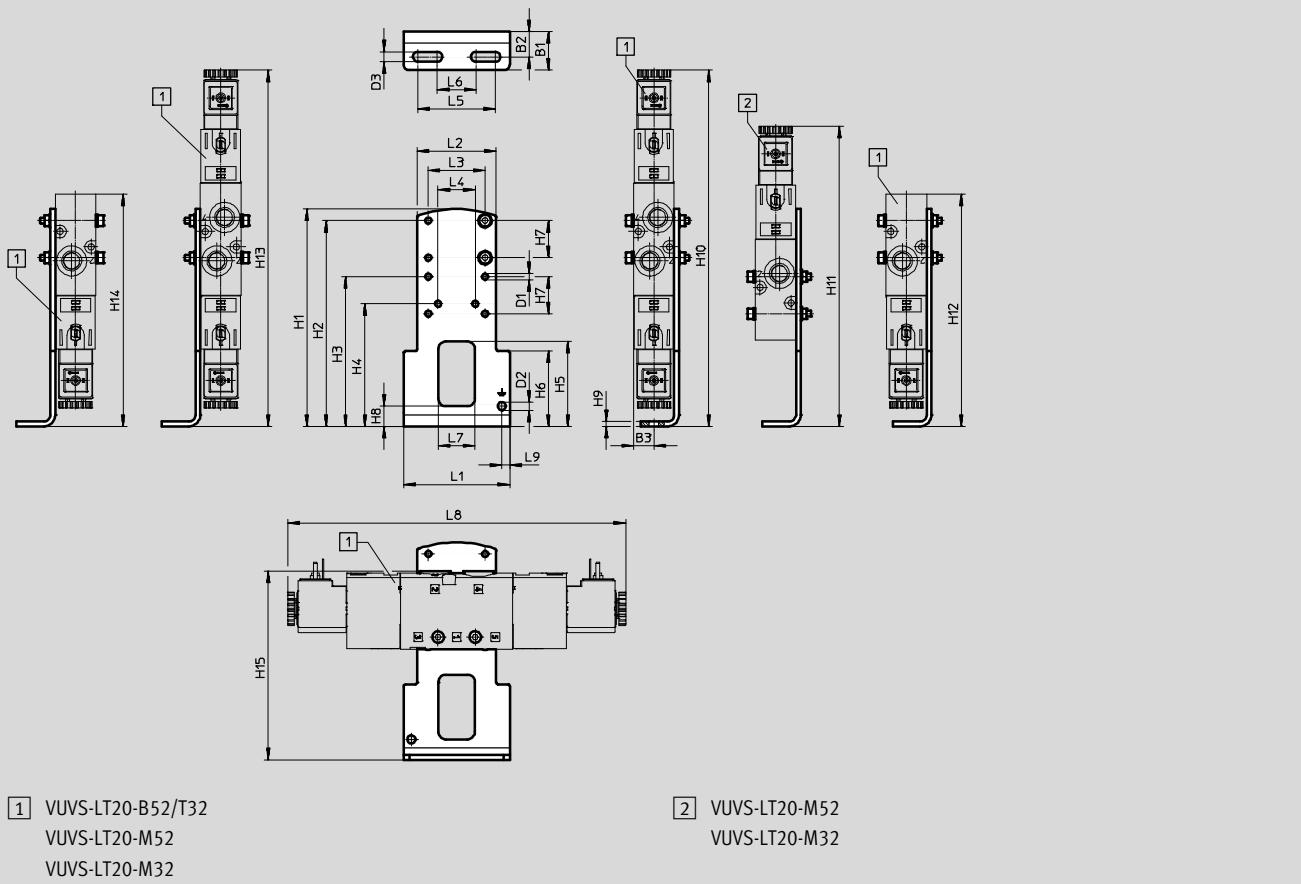
Solenoid valves VUVS-LT, size 20

Accessories

Dimensions

Download CAD data → www.festo.com

Foot mounting



Type		B1	B2	B3	D1 ∅	D2 ∅	D3	H1	H2	H3	H4
VAME-B10-20-A	VUVS-LT20-B52/T32	20	13.1	10.6	3.2	4.2	5.2	112.5	106.5	77.5	63.5
	VUVS-LT20-M52										
	VUVS-LT20-M32										

Type		H5	H6	H7	H8	H9	H10	H11	H12	H13	H14
VAME-B10-20-A	VUVS-LT20-B52/T32	44	39	19.2	10.5	2.5	184.4	–	184.4	184.4	184.4
	VUVS-LT20-M52							155.4	150.6	150.6	
	VUVS-LT20-M32							109.8	109.8	109.8	

Type		H15	L1	L2	L3	L4	L5	L6	L7	L8	L9
VAME-B10-20-A	VUVS-LT20-B52/T32	97.7	55	41	29.4	19.2	40	20	19	174.9	4.1
	VUVS-LT20-M52									141.2	
	VUVS-LT20-M32									100.4	

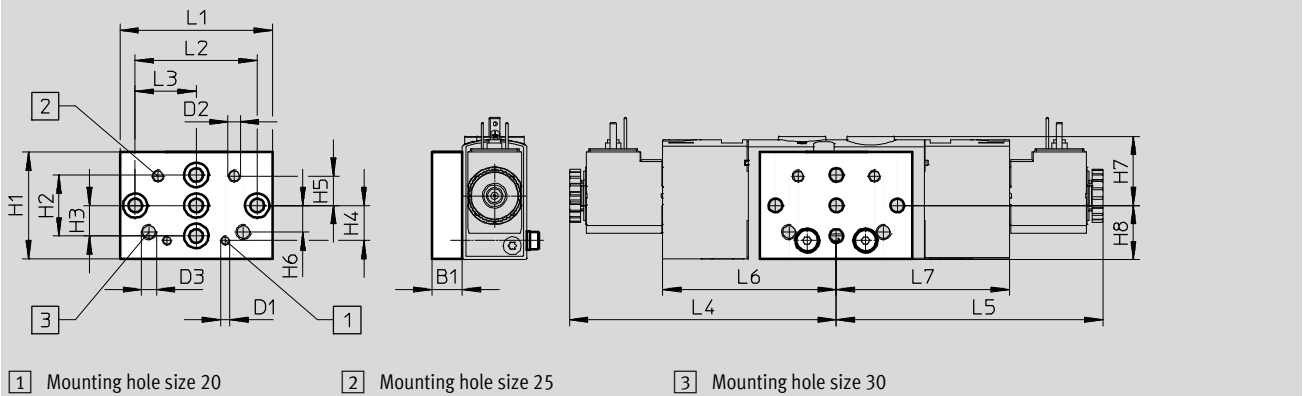
Solenoid valves VUVS-LT, size 20

Accessories

Dimensions

Download CAD data → www.festo.com

Wall mounting

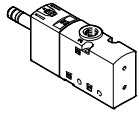
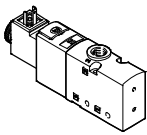
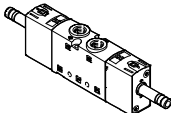


Type		B1	D1	D2	D3	H1	H2	H3	H4	H5	H6
VAME-B10-20-W	VUVS-LT20-B52/T32	10	M3	M4	M5	35	20	10	11.5	9.7	8.7
	VUVS-LT20-M52										
	VUVS-LT20-M32										

Type		H7	H8	L1	L2	L3	L4	L5	L6	L7
VAME-B10-20-W	VUVS-LT20-B52/T32	22.7	17.7	50	40	20	87.5	87.5	56.9	56.9
	VUVS-LT20-M52							53.7		-
	VUVS-LT20-M32							12.9		

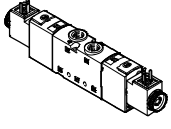
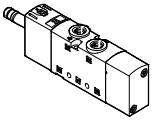
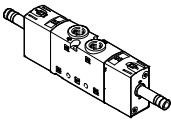
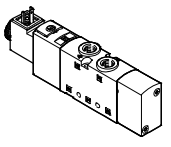
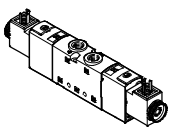
Solenoid valves VUVS-LT, size 20

Accessories

Ordering data			
	Code	Valve function	Part no. Type
3/2-way valve without solenoid coil (24 V DC)			
	Single solenoid, normally closed		
	M32C-M	Mechanical spring return, internal pilot air supply, direction of flow not reversible	577490 VUVS-LT20-M32C-MD-G18-F7
		Mechanical spring return, external pilot air supply, direction of flow not reversible	577491 VUVS-LT20-M32C-MZD-G18-F7
	Monostable, normally open		
	M32U-M	Mechanical spring return, internal pilot air supply, direction of flow not reversible	577492 VUVS-LT20-M32U-MD-G18-F7
		Mechanical spring return, external pilot air supply, direction of flow not reversible	577493 VUVS-LT20-M32U-MZD-G18-F7
3/2-way valve with solenoid coil (24 V DC)			
	Monostable, normally closed, type C		
	M32C-M	Mechanical spring return, internal pilot air supply, direction of flow not reversible	577511 VUVS-LT20-M32C-MD-G18-F7-1C1
		Mechanical spring return, external pilot air supply, direction of flow not reversible	577512 VUVS-LT20-M32C-MZD-G18-F7-1C1
	Monostable, normally open, type C		
	M32U-M	Mechanical spring return, internal pilot air supply, direction of flow not reversible	577513 VUVS-LT20-M32U-MD-G18-F7-1C1
		Mechanical spring return, external pilot air supply, direction of flow not reversible	577514 VUVS-LT20-M32U-MZD-G18-F7-1C1
2x 3/2-way valve without solenoid coil (24 V DC)			
	Monostable, normally closed		
	T32C	Mechanical spring return, internal pilot air supply, direction of flow not reversible	577498 VUVS-LT20-T32C-MD-G18-F7
		Mechanical spring return, external pilot air supply, direction of flow not reversible	577499 VUVS-LT20-T32C-MZD-G18-F7
	Monostable, normally open		
	T32U	Mechanical spring return, internal pilot air supply, direction of flow not reversible	577500 VUVS-LT20-T32U-MD-G18-F7
		Mechanical spring return, external pilot air supply, direction of flow not reversible	577501 VUVS-LT20-T32U-MZD-G18-F7
	Monostable, 1x normally open, 1x normally closed		
	T32H	Mechanical spring return, internal pilot air supply, direction of flow not reversible	577502 VUVS-LT20-T32H-MD-G18-F7
Mechanical spring return, external pilot air supply, direction of flow not reversible		577503 VUVS-LT20-T32H-MZD-G18-F7	




Solenoid valves VUVS-LT, size 20



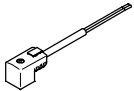

Accessories

Ordering data				
	Code	Valve function	Part no.	Type
2x 3/2-way valve with solenoid coil (24 V DC)				
	Monostable, normally closed, type C			
	T32C	Mechanical spring return, internal pilot air supply, direction of flow not reversible	577519	VUVS-LT20-T32C-MD-G18-F7-1C1
		Mechanical spring return, external pilot air supply, direction of flow not reversible	577520	VUVS-LT20-T32C-MZD-G18-F7-1C1
	Monostable, normally open, type C			
	T32U	Mechanical spring return, internal pilot air supply, direction of flow not reversible	577521	VUVS-LT20-T32U-MD-G18-F7-1C1
		Mechanical spring return, external pilot air supply, direction of flow not reversible	577522	VUVS-LT20-T32U-MZD-G18-F7-1C1
	Monostable, 1x normally open, 1x normally closed, type C			
	T32H	Mechanical spring return, internal pilot air supply, direction of flow not reversible	577523	VUVS-LT20-T32H-MD-G18-F7-1C1
	Mechanical spring return, external pilot air supply, direction of flow not reversible	577524	VUVS-LT20-T32H-MZD-G18-F7-1C1	
5/2-way valve without solenoid coil (24 V DC)				
	Monostable			
	M52-M	Mechanical spring return, internal pilot air supply, direction of flow not reversible	577494	VUVS-LT20-M52-MD-G18-F7
	Mechanical spring return, external pilot air supply, direction of flow not reversible	577495	VUVS-LT20-M52-MZD-G18-F7	
	Bistable			
	B52	Internal pilot air supply, direction of flow not reversible	577496	VUVS-LT20-B52-D-G18-F7
	External pilot air supply, direction of flow not reversible	577497	VUVS-LT20-B52-ZD-G18-F7	
5/2-way valve with solenoid coil (24 V DC)				
	Single solenoid, type C			
	M52-M	Mechanical spring return, internal pilot air supply, direction of flow not reversible	577515	VUVS-LT20-M52-MD-G18-F7-1C1
	Mechanical spring return, external pilot air supply, direction of flow not reversible	577516	VUVS-LT20-M52-MZD-G18-F7-1C1	
	Bistable			
	B52	Internal pilot air supply, direction of flow not reversible	577517	VUVS-LT20-B52-D-G18-F7-1C1
	External pilot air supply, direction of flow not reversible	577518	VUVS-LT20-B52-ZD-G18-F7-1C1	

Solenoid valves VUVS-LT, size 20




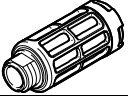


Accessories

Ordering data					
Description		Part no.	Type		
Solenoid coils for valves					
	Connection pattern type C, to DIN EN 175301-803	12 V DC	8025331	VACS-C-C1-5	
		24 V DC	8025330	VACS-C-C1-1	
		48 V DC	8025336	VACS-C-C1-7	
		24 V AC/50-60 Hz	8025335	VACS-C-C1-1A	
		48 V AC/50-60 Hz	8025337	VACS-C-C1-7A	
		110/120 V AC/50-60 Hz	8025334	VACS-C-C1-16B	
		230/240 V AC/50-60 Hz	8025338	VACS-C-C1-3W	
Seal set					
	For solenoid valves in order to guarantee protection class IP67	2643771	VAMC-B10-C-B-S8		
Cover cap					
	For manual override, non-detenting or covered	8028240	VAMC-B10-20-CH2		

Ordering data									
Description		Part no.	Type						
Plug socket									
	Connection pattern type C, to DIN EN 175301-803	3-pin, screw terminal	Cable fitting M12	0 ... 250 V AC/DC	IP65	539712	MSSD-EB-M12		
			Cable fitting Pg7			★ 151687	MSSD-EB		
		4-pin, insulation displacement connector	Cable fitting M14	0 ... 250 V AC/DC	IP67	192745	MSSD-EB-S-M14		
			3-pin, socket angled	Cable fitting M12	0 ... 24 V DC	IP65	570367	MSSD-EB-M12-24VDC-SD-EX	
Adapters									
	Socket, type C, to EN 175301-803	Plug connector M12x1, 2-pin, A-coded	12 ... 24 V AC/DC	IP65	188024	MSSD-EB-M12-MONO			
Plug socket with cable									
	Connection pattern type C, to DIN EN 175301-803	Angled socket, 3-pin	24 V DC	LED	2.5 m	★ 151688	KMEB-1-24-2,5-LED		
						Cable, open end, 3-wire	5 m	151689	KMEB-1-24-5-LED
							10 m	193457	KMEB-1-24-10-LED
		Cable, open end, 3-wire	230 V AC	-	2.5 m	151690	KMEB-1-230AC-2,5		
						5 m	151691	KMEB-1-230AC-5	
Illuminating seal									
	Connection pattern type C, to DIN EN 175301-803	24 V DC		151717	MEB-LD-12-24DC				
		230 V AC		151718	MEB-LD-230AC				

Solenoid valves VUVS-LT, size 20

Accessories

Ordering data					
	Description		Part no.	Type	PE ¹⁾
Push-in fitting with internal hex					
	Connecting thread M5 for tubing O.D.	4 mm	★ 153315	QSM-M5-4-I	10
	Connecting thread G1/8 for tubing O.D.	4 mm	★ 186106	QS-G1/8-4-I	10
			133008	QS-G1/8-4-I-100	100
		6 mm	★ 186107	QS-G1/8-6-I	10
			133009	QS-G1/8-6-I-100	100
		8 mm	★ 186109	QS-G1/8-8-I	10
133010			QS-G1/8-8-I-100	100	
Angled push-in fitting with external hex					
	Connecting thread G1/8 for tubing O.D.-	4 mm	★ 186116	QSL-G1/8-4	10
			132048	QSL-G1/8-4-100	100
		6 mm	★ 186117	QSL-G1/8-6	10
			132049	QSL-G1/8-6-100	100
		8 mm	★ 186119	QSL-G1/8-8	10
			132050	QSL-G1/8-8-50	50
Angled push-in fitting, long, with external hex					
	Connecting thread G1/8 for tubing O.D.-	4 mm	186127	QSL-G1/8-4	10
			133015	QSL-G1/8-4-100	100
		6 mm	186128	QSL-G1/8-6	10
			133016	QSL-G1/8-6-100	100
		8 mm	186130	QSL-G1/8-8	10
			133017	QSL-G1/8-8-100	100
Silencer					
	With connecting thread G, Polymer design	G1/8	★ 2307	U-1/8	1
			534222	U-1/8-50	50
	With connecting thread G, Metal version	G1/8	★ 6841	U-1/8-B	1
	With connecting thread G, Sinter design, long	G1/8	★ 1205860	AMTE-M-LH-G18	20

1) Packaging unit quantity

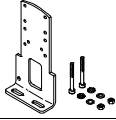
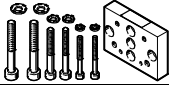


Festo core product range

★ Generally ready for shipping ex works in 24 hours

☆ Generally ready for shipping ex works in 5 days


Solenoid valves VUVS-LT, size 20


Accessories

Ordering data				
	Description	Weight [g]	Part no.	Type
Foot mounting				
	With screw set for attaching the valve to the foot mounting	97	576412	VAME-B10-20-A
Wall mounting				
	With screw set for attaching the valve to the wall mounting	53	576413	VAME-B10-20-W
Set of spare parts				
	Set comprising seals and screws	10	8026203	VAME-B10-20-MK
Inscription label				
	40 pieces in frame	–	565306	ASLR-C-E4


Solenoid valves VUVS-LT, size 25

Data sheet

-  - Flow rate
Up to 1000 l/min

-  - Valve width
26.5 mm

-  - Voltage
24 V DC



General technical data							
Valve function	3/2-way valve					5/2-way valve	
Order code for valves	M32C	M32U	T32C	T32U	T32H	M52	B52
Valve width [mm]	26.5						
Nominal width [mm]	6.9	6.6	6.9	6.6	6.9	6.6	6.6
Design	Disc seat						
Flow direction	Non-reversible						
Pilot air supply	Internal or external						
Type of control	Piloted						
Manual override	Non-detenting, detenting						
Overlap	Underlap						
Sealing principle	Soft						
Type of mounting	Optionally via through-hole or on manifold rail						
Standard nominal flow rate q _N [l/min]	1000						
Type of actuation	Electrical						
Mounting position	Optional						
Exhaust function	With flow control						
Connection for venting hole	Not ducted						
b value	0.4	0.3	0.4	0.3	0.4	0.3	0.2
c value [l/sbar]	4.4	4.2	4.5	4.4	4.4	4.5	4.6
Pneumatic connection	1, 2, 3	G1/4	G1/4	G1/4	G1/4	G1/4	G1/4
	4, 5	-	-	G1/4	G1/4	G1/4	G1/4
Pilot air port 12, 14	M5	M5	M5	M5	M5	M5	M5
Pilot exhaust air port 82, 84	M5	M5	M5	M5	M5	M5	M5

ATEX	
Type	VUVS-LT-...-EX2
ATEX category for gas	II 3G
Type of ignition protection for gas	Ex ec IIC T4 X Gc
ATEX category for dust	II 3D
Type of ignition protection for dust	Ex tc IIIC T115°C X Dc
Explosion-proof ambient temperature rating [°C]	-10 °C ≤ Ta ≤ +60 °C
CE marking (see declaration of conformity)	To EU Explosion Protection Directive (ATEX)

Solenoid valves VUVS-LT, size 25

Data sheet

Technical data									
Order code for valves		M32C	M32U	T32C	T32U	T32H	M52	B52	
Normal position		Closed	Open	2x closed	2x normally open	1x normally open, 1x normally closed	–	–	
Stable position		Monostable	Monostable	Monostable	Monostable	Monostable	Monostable	Bistable	
Reset method		Mechanical spring			Mechanical spring			Mechanical spring	–
Switching times in [ms]	On	10	10	10	10	10	13	–	
	Off	23	27	25	25	25	22	–	
	Change-over	–	–	–	–	–	–	10	
Product weight excluding solenoid coil	[g]	208	208	312	312	312	299	310	
Product weight including solenoid coil	[g]	260	260	415	415	415	351	415	

Safety data	
Max. positive test pulse 0 signal	[μs] 2000 (valves with VACF-B-...-1)
Max. negative test pulse 1 signal	[μs] 3600 (valves with VACF-B-...-1)
Shock resistance	Shock test with severity level 2 to FN 942017-5 and EN 60068-2-27
Vibration resistance	Transport application test with severity level 2 to FN 942017-4 and EN 60068-2-6

Operating and environmental conditions									
Order code for valves		M32C	M32U	T32C	T32U	T32H	M52	B52	
Operating medium		Compressed air to ISO 8573-1:2010 [7:4:4]							
Pilot medium		Compressed air to ISO 8573-1:2010 [7:4:4]							
Note on operating/pilot medium		Lubricated operation possible (in which case lubricated operation will always be required)							
Operating pressure with internal pilot air supply	[bar]	2.5 ... 10					2.5 ... 10	1.5 ... 10	
Operating pressure with external pilot air supply	[bar]	–0.9 ... 10					2.5 ... 10	1.5 ... 10	
Pilot pressure	[bar]	2.5 ... 10					2.5 ... 10	1.5 ... 10	
Ambient temperature	[°C]	–5 ... +60					–10 ... +60		
Temperature of medium	[°C]	–5 ... +60					–10 ... +60		
Approval		c UL us - Recognized (OL)							
Corrosion resistance class CRC ¹⁾		2							

1) Corrosion resistance class CRC 2 to Festo standard FN 940070
Moderate corrosion stress. Indoor applications in which condensation may occur. External visible parts with primarily decorative requirements for the surface and which are in direct contact with the ambient atmosphere typical for industrial applications.

Solenoid valves VUVS-LT, size 25

Data sheet

Electrical		
	With solenoid coil	Without solenoid coil
Electrical connection	Plug connector type C, plug connector type B	Via solenoid coil
Operating voltage [V DC]	24	→ Internet: vacf
Permissible voltage fluctuations [%]	10	
Power [W]	3.3	
Duty cycle [%]	100	
Degree of protection to EN 60529	IP65 with plug socket	

Materials	
Housing	Die-cast aluminium (painted)
Seals	HNBR, NBR, TPE-U(PU)
Screws	Galvanised steel
Note on materials	RoHS-compliant

Solenoid valves VUVS-LT, size 25

Data sheet

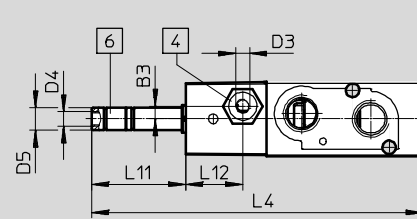
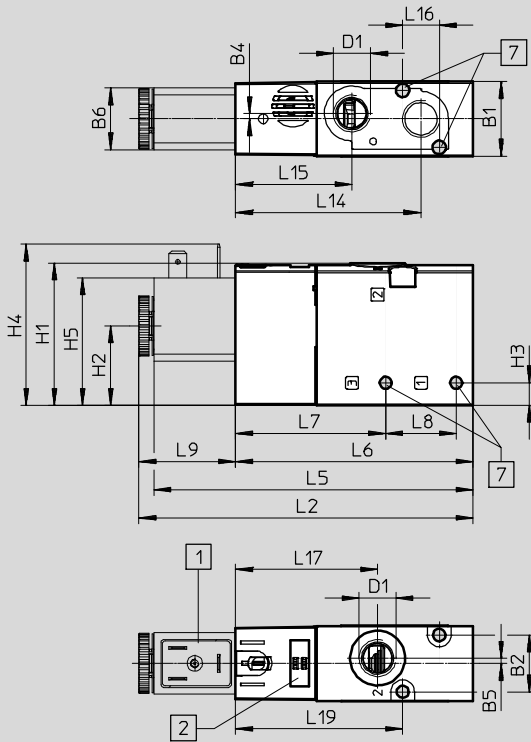


Dimensions

Download CAD data → www.festo.com

3/2-way valves, with solenoid coil

3/2-way valves, without solenoid coil



- 1 Solenoid coil interface type B/type C
- 2 Location for inscription label
- 4 Port 10/12 for pilot air supply
- 6 Port 82 for pilot exhaust air
- 7 For screw M4

Type	B1	B2	B3	B4	B5	B6	D1	D3	D4	D5 Ø	H1	H2	H3	H4	H5
VUVS-LT25-M32-...D-G14-...	26.5	20.2	–	1.9	1.9	22	G1/4	–	M5	8	50.5	28.2	8	57.2	45.2
VUVS-LT25-M32-...ZD-G14-...			4.5					M5							

Type	L2	L4	L5	L6	L7	L8	L9	L11	L12	L14	L15	L16	L17	L19
VUVS-LT25-M32-...D-G14-...	118.7	117.6	113.3	84.3	53.3	25	34.4	33.3	–	65.8	41.3	13	50.4	59.3
VUVS-LT25-M32-...ZD-G14-...									20.3					

Solenoid valves VUVS-LT, size 25

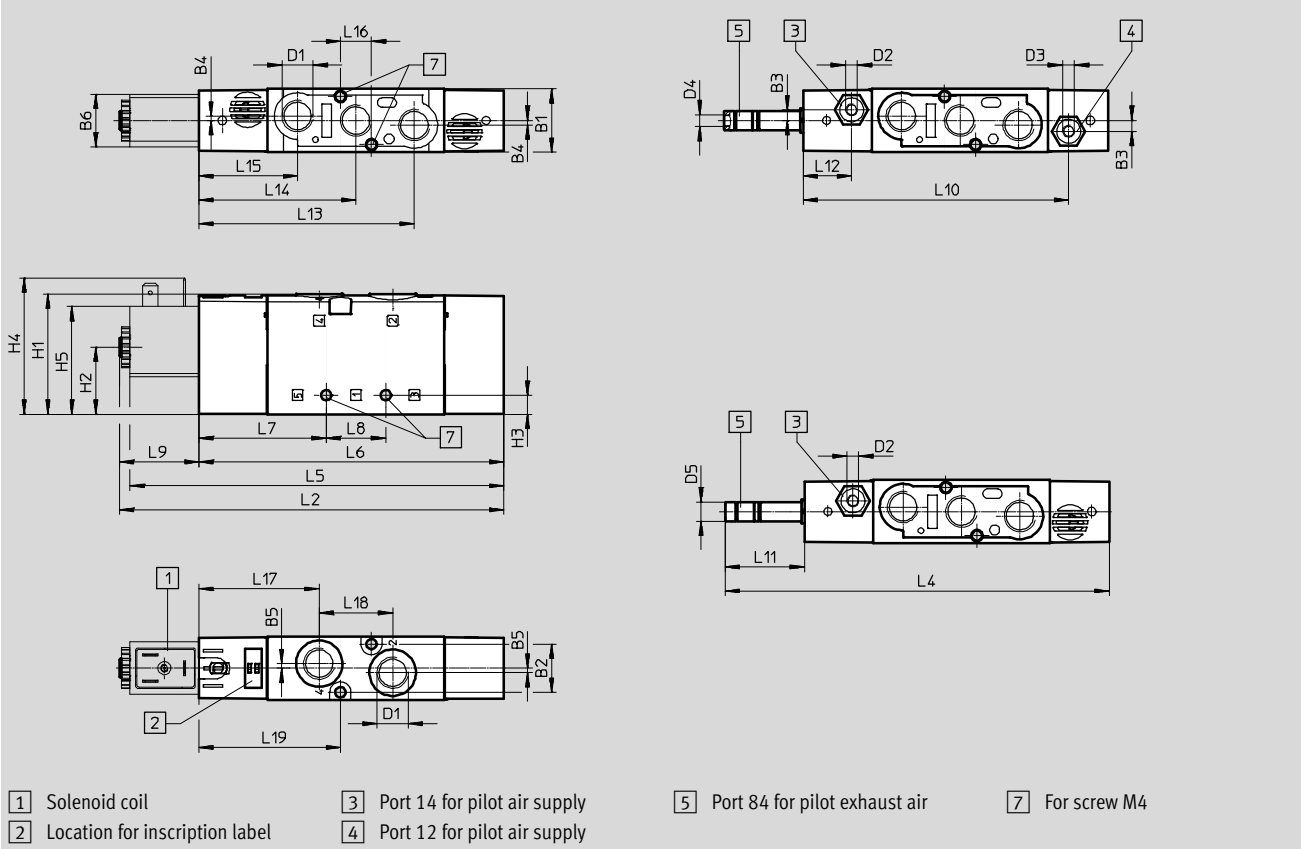
Data sheet

Dimensions

Download CAD data → www.festo.com

5/2-way single solenoid valves, with solenoid coil

5/2-way single solenoid valves, without solenoid coil



Type	B1	B2	B3	B4	B5	B6	D1	D2	D3	D4	D5	H1	H2	H3	H4	H5
VUVS-LT25-M52-...D-G14-...	26.5	20.2	-	1.9	1.9	22	G1/4	-	-	M5	8	50.5	28.2	8	57.2	45.2
VUVS-LT25-M52-...ZD-G14-...			4.5					M5	M5							

Type	L2	L4	L5	L6	L7	L8	L9	L10	L11	L12	L13	L14	L15	L16	L17	L18	L19
VUVS-LT25-M52-...D-G14-...	162.2	161.1	156.8	127.8	53.3	25	34.4	-	33.3	-	90.3	65.8	41.3	13	50.4	30.8	59.3
VUVS-LT25-M52-...ZD-G14-...								111.3		20.3							

Solenoid valves VUVS-LT, size 25

Data sheet

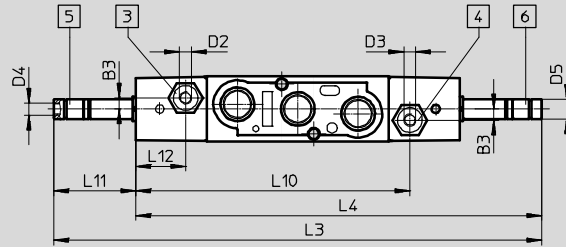
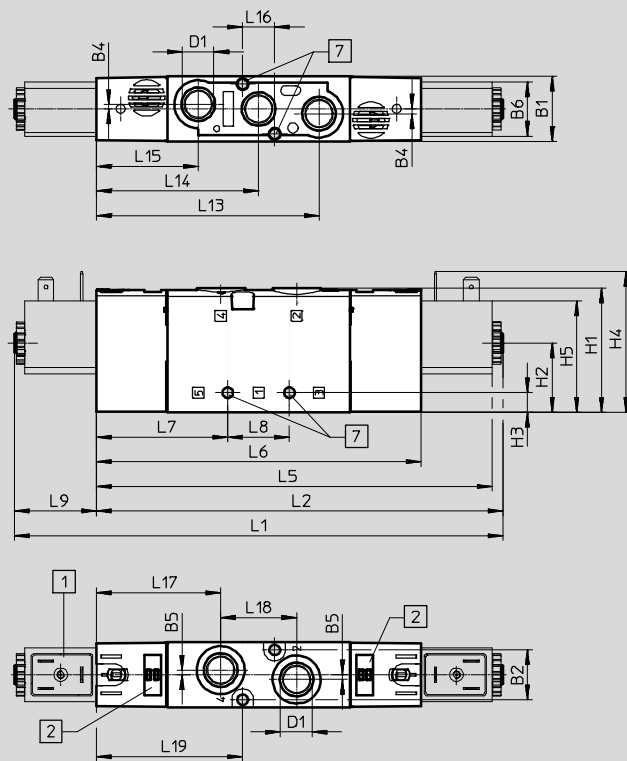


Dimensions

Download CAD data → www.festo.com

2x 3/2-way valves and 5/2-way valves, bistable, with solenoid coil

2x 3/2-way valve and 5/2-way valve, bistable, without solenoid coil



- 1 Solenoid coil
- 2 Location for inscription label
- 3 Port 14 for pilot air supply
- 4 Port 12 for pilot air supply
- 5 Port 84 for pilot exhaust air
- 6 Port 82 for pilot exhaust air
- 7 For screw M4

Type	B1	B2	B3	B4	B5	B6	D1	D2	D3	D4	D5 ∅	H1
VUVS-LT25-B52-D-G14-...	26.5	20.2	-	1.9	1.9	22	G1/4	-	-	M5	8	50.5
VUVS-LT25-B52-ZD-G14-...			4.5					M5	M5			
VUVS-LT25-T32-MD-G14-...			-					-	-			
VUVS-LT25-T32-MZD-G14-...			4.5					M5	M5			

Type	H2	H3	H4	H5	L1	L2	L3	L4	L5	L6	L7	L8
VUVS-LT25-B52-D-G14-...	28.2	8	57.2	45.2	200.3	166	198.2	164.9	160.6	131.6	53.3	25
VUVS-LT25-B52-ZD-G14-...												
VUVS-LT25-T32-MD-G14-...												
VUVS-LT25-T32-MZD-G14-...												

Type	L9	L10	L11	L12	L13	L14	L15	L16	L17	L18	L19
VUVS-LT25-B52-D-G14-...	33.3	-	33.3	-	90.3	65.8	41.3	13	50.4	30.8	59.3
VUVS-LT25-B52-ZD-G14-...		111.3		20.3							
VUVS-LT25-T32-MD-G14-...		-		-							
VUVS-LT25-T32-MZD-G14-...		111.3		20.3							

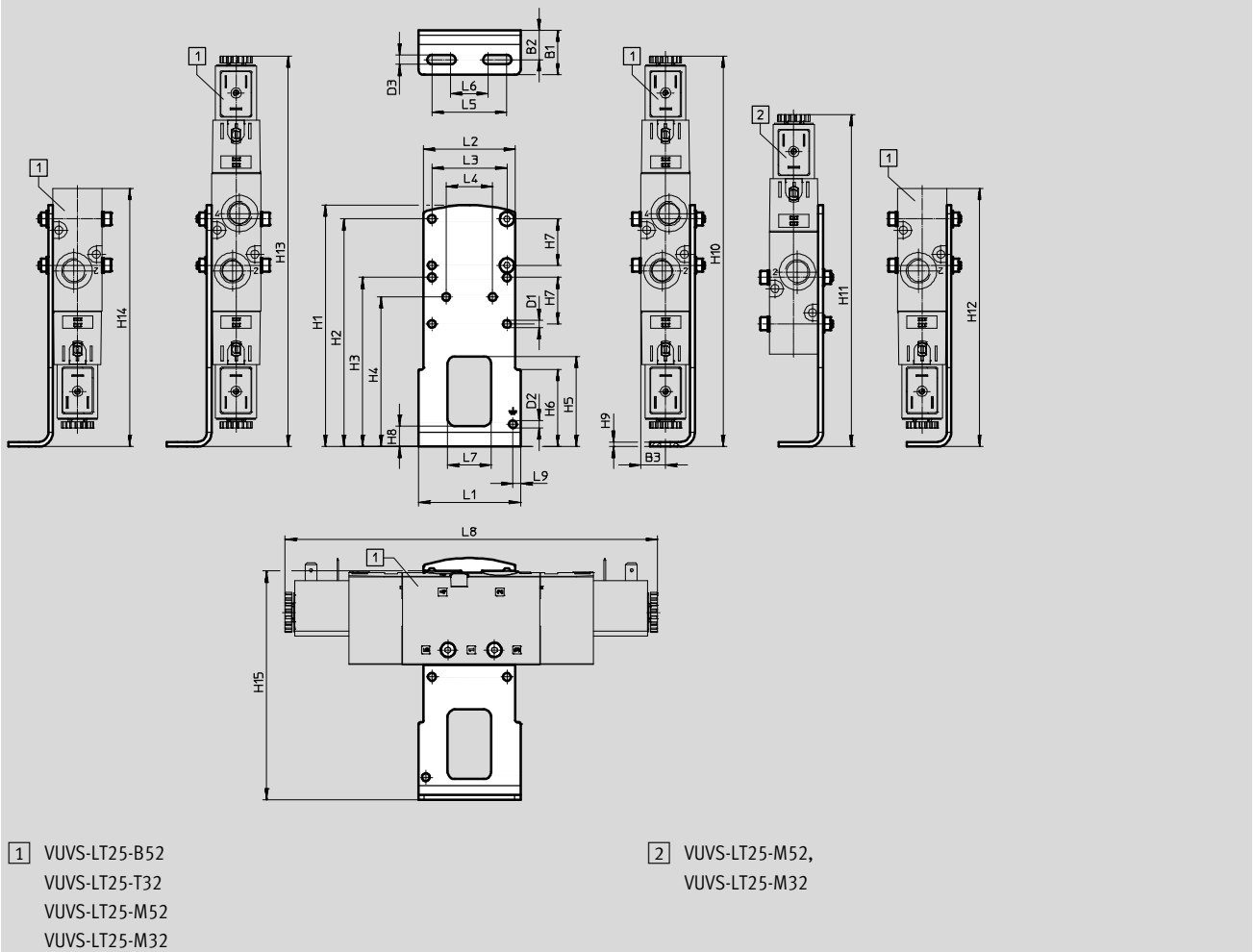
Solenoid valves VUVS-LT, size 25

Accessories

Dimensions

Download CAD data → www.festo.com

Foot mounting



Type		B1	B2	B3	D1 ∅	D2 ∅	D3	H1	H2	H3	H4
VAME-B10-25-A	VUVS-LT25-B52/T32	24	15.8	13.3	4.2	4.2	5.2	130	122.5	91	80.5
	VUVS-LT25-M52										
	VUVS-LT25-M32										

Type		H5	H6	H7	H8	H9	H10	H11	H12	H13	H14
VAME-B10-25-A	VUVS-LT25-B52/T32	48.5	41.5	25	11	2.5	210.2	-	210.2	210.2	210.2
	VUVS-LT25-M52							178.7	172	172	
	VUVS-LT25-M32								138.9	138.9	

Type		H15	L1	L2	L3	L4	L5	L6	L7	L8	L9
VAME-B10-25-A	VUVS-LT25-B52/T32	123	55	49.4	40.4	25	40	20	23.5	200.3	4.1
	VUVS-LT25-M52									162.2	
	VUVS-LT25-M32									118.7	

Solenoid valves VUVS-LT, size 25

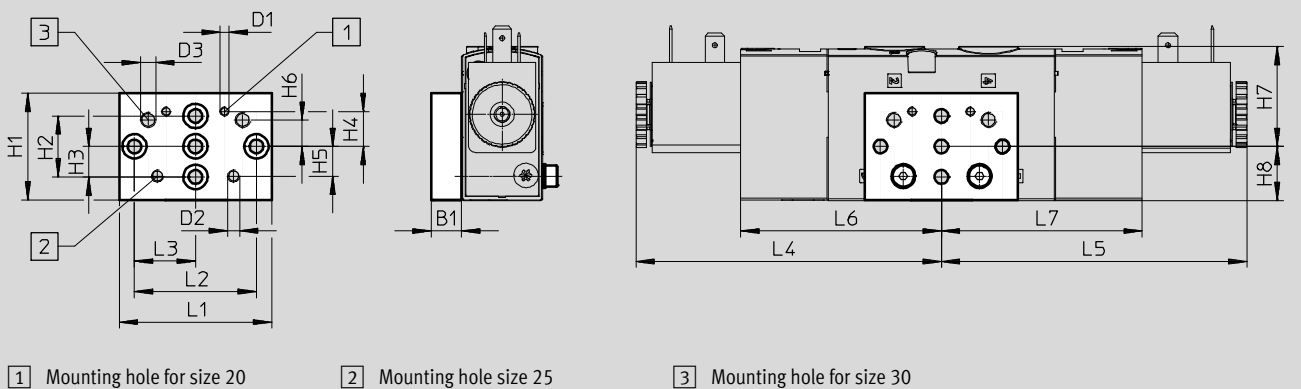
Accessories



Dimensions

Download CAD data → www.festo.com

Wall mounting


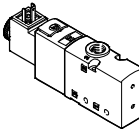


Type		B1	D1	D2	D3	H1	H2	H3	H4	H5	H6
VAME-B10-20-W	VUVS-LT25-B52/T32	10	M3	M4	M5	35	20	10	11.5	9.7	8.7
	VUVS-LT25-M52										
	VUVS-LT25-M32										

Type		H7	H8	L1	L2	L3	L4	L5	L6	L7
VAME-B10-20-W	VUVS-LT25-B52/T32	32.8	17.7	50	40	20	100.2	100.2	65.8	65.8
	VUVS-LT25-M52							62		-
	VUVS-LT25-M32							18.5		-


Solenoid valves VUVS-LT, size 25

Accessories

Ordering data				
	Code	Valve function	Part no.	Type
3/2-way valve without solenoid coil				
	Single solenoid, normally closed			
	M32C-M	Mechanical spring return, internal pilot air supply, direction of flow not reversible	8035167	VUVS-LT25-M32C-MD-G14-F8
		Mechanical spring return, external pilot air supply, direction of flow not reversible	8035168	VUVS-LT25-M32C-MZD-G14-F8
	Monostable, normally open			
	M32U-M	Mechanical spring return, internal pilot air supply, direction of flow not reversible	8035174	VUVS-LT25-M32U-MD-G14-F8
		Mechanical spring return, external pilot air supply, direction of flow not reversible	8035175	VUVS-LT25-M32U-MZD-G14-F8
3/2-way valve with solenoid coil (24 V DC)				
	Monostable, normally closed, type C			
	M32C-M	Mechanical spring return, internal pilot air supply, direction of flow not reversible	8035169	VUVS-LT25-M32C-MD-G14-F8-1C1
		Mechanical spring return, external pilot air supply, direction of flow not reversible	8035170	VUVS-LT25-M32C-MZD-G14-F8-1C1
	Single solenoid, normally closed, type B			
	M32C-M	Mechanical spring return, internal pilot air supply, direction of flow not reversible	8035171	VUVS-LT25-M32C-MD-G14-F8-1B2
		Mechanical spring return, external pilot air supply, direction of flow not reversible	8035172	VUVS-LT25-M32C-MZD-G14-F8-1B2
	Monostable, normally open, type C			
	M32U-M	Mechanical spring return, internal pilot air supply, direction of flow not reversible	8035176	VUVS-LT25-M32U-MD-G14-F8-1C1
		Mechanical spring return, external pilot air supply, direction of flow not reversible	8035177	VUVS-LT25-M32U-MZD-G14-F8-1C1
	Monostable, normally open, type B			
	M32U-M	Mechanical spring return, internal pilot air supply, direction of flow not reversible	8035178	VUVS-LT25-M32U-MD-G14-F8-1B2
		Mechanical spring return, external pilot air supply, direction of flow not reversible	8035179	VUVS-LT25-M32U-MZD-G14-F8-1B2

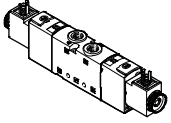
Solenoid valves VUVS-LT, size 25

Accessories

Ordering data			
	Code	Valve function	Part no. Type
2x 3/2-way valve without solenoid coil			
	Monostable, normally closed		
	T32C	Mechanical spring return, internal pilot air supply, direction of flow not reversible	8035195 VUVS-LT25-T32C-MD-G14-F8
		Mechanical spring return, external pilot air supply, direction of flow not reversible	8035196 VUVS-LT25-T32C-MZD-G14-F8
	Monostable, normally open		
	T32U	Mechanical spring return, internal pilot air supply, direction of flow not reversible	8035202 VUVS-LT25-T32U-MD-G14-F8
		Mechanical spring return, external pilot air supply, direction of flow not reversible	8035203 VUVS-LT25-T32U-MZD-G14-F8
	Monostable, 1x normally open, 1x normally closed		
	T32H	Mechanical spring return, internal pilot air supply, direction of flow not reversible	8035209 VUVS-LT25-T32H-MD-G14-F8
	Mechanical spring return, external pilot air supply, direction of flow not reversible	8035210 VUVS-LT25-T32H-MZD-G14-F8	

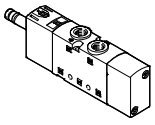
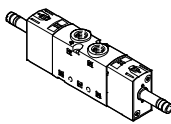
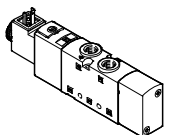
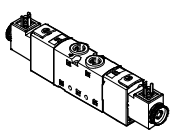
Solenoid valves VUVS-LT, size 25

Accessories

Ordering data				
	Code	Valve function	Part no.	Type
2x 3/2-way valve with solenoid coil (24 V DC)				
	Monostable, normally closed, type C			
	T32C	Mechanical spring return, internal pilot air supply, direction of flow not reversible	8035197	VUVS-LT25-T32C-MD-G14-F8-1C1
		Mechanical spring return, external pilot air supply, direction of flow not reversible	8035198	VUVS-LT25-T32C-MZD-G14-F8-1C1
	Single solenoid, normally closed, type B			
	T32C	Mechanical spring return, internal pilot air supply, direction of flow not reversible	8035199	VUVS-LT25-T32C-MD-G14-F8-1B2
		Mechanical spring return, external pilot air supply, direction of flow not reversible	8035200	VUVS-LT25-T32C-MZD-G14-F8-1B2
	Monostable, normally open, type C			
	T32U	Mechanical spring return, internal pilot air supply, direction of flow not reversible	8035204	VUVS-LT25-T32U-MD-G14-F8-1C1
		Mechanical spring return, external pilot air supply, direction of flow not reversible	8035205	VUVS-LT25-T32U-MZD-G14-F8-1C1
	Monostable, normally open, type B			
	T32U	Mechanical spring return, internal pilot air supply, direction of flow not reversible	8035206	VUVS-LT25-T32U-MD-G14-F8-1B2
		Mechanical spring return, external pilot air supply, direction of flow not reversible	8035207	VUVS-LT25-T32U-MZD-G14-F8-1B2
	Monostable, 1x normally open, 1x normally closed, type C			
	T32H	Mechanical spring return, internal pilot air supply, direction of flow not reversible	8035211	VUVS-LT25-T32H-MD-G14-F8-1C1
	Mechanical spring return, external pilot air supply, direction of flow not reversible	8035212	VUVS-LT25-T32H-MZD-G14-F8-1C1	
Monostable, 1x normally open, 1x normally closed, type B				
T32H	Mechanical spring return, internal pilot air supply, direction of flow not reversible	8035213	VUVS-LT25-T32H-MD-G14-F8-1B2	
	Mechanical spring return, external pilot air supply, direction of flow not reversible	8035214	VUVS-LT25-T32H-MZD-G14-F8-1B2	




Solenoid valves VUVS-LT, size 25

Accessories

Ordering data			
	Code	Valve function	Part no. Type
5/2-way valve without solenoid coil			
	Monostable		
	M52	Mechanical spring return, internal pilot air supply, direction of flow not reversible	8035181 VUVS-LT25-M52-MD-G14-F8
		Mechanical spring return, external pilot air supply, direction of flow not reversible	8035182 VUVS-LT25-M52-MZD-G14-F8
	Bistable		
	B52	Internal pilot air supply, direction of flow not reversible	8035188 VUVS-LT25-B52-D-G14-F8
		External pilot air supply, direction of flow not reversible	8035189 VUVS-LT25-B52-ZD-G14-F8
	5/2-way valve with solenoid coil (24 V DC)		
	Single solenoid, type C		
	M52-M	Mechanical spring return, internal pilot air supply, direction of flow not reversible	8035183 VUVS-LT25-M52-MD-G14-F8-1C1
		Mechanical spring return, external pilot air supply, direction of flow not reversible	8035184 VUVS-LT25-M52-MZD-G14-F8-1C1
	Single solenoid, type B		
	M52-M	Mechanical spring return, internal pilot air supply, direction of flow not reversible	8035185 VUVS-LT25-M52-MD-G14-F8-1B2
		Mechanical spring return, external pilot air supply, direction of flow not reversible	8035186 VUVS-LT25-M52-MZD-G14-F8-1B2
	Double solenoid, type C		
	B52	Internal pilot air supply, direction of flow not reversible	8035190 VUVS-LT25-B52-D-G14-F8-1C1
		External pilot air supply, direction of flow not reversible	8035191 VUVS-LT25-B52-ZD-G14-F8-1C1
	Double solenoid, type B		
	B52	Internal pilot air supply, direction of flow not reversible	8035192 VUVS-LT25-B52-D-G14-F8-1B2
		External pilot air supply, direction of flow not reversible	8035193 VUVS-LT25-B52-ZD-G14-F8-1B2

Solenoid valves VUVS-LT, size 25



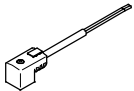

Accessories

Ordering data			
	Description	Part no.	Type
Solenoid coils for valves			
	Connection pattern type C, to DIN EN 175301-803	12 V DC	8030810 VACF-B-C1-5
		24 V DC	8030811 VACF-B-C1-1
		48 V DC	8030812 VACF-B-C1-7
		24 V AC/50-60 Hz	8030813 VACF-B-C1-1A
		48 V AC/50-60 Hz	8030814 VACF-B-C1-7A
		110/120 V AC/50-60 Hz	8030815 VACF-B-C1-16B
		230/240 V AC/50-60 Hz	8030817 VACF-B-C1-3W
	Connection pattern type B, industry standard	12 V DC	8030801 VACF-B-B2-5
		24 V DC	8030802 VACF-B-B2-1
		48 V DC	8030803 VACF-B-B2-7
		24 V AC/50-60 Hz	8030804 VACF-B-B2-1A
		48 V AC/50-60 Hz	8030805 VACF-B-B2-7A
		110/120 V AC/50-60 Hz	8030806 VACF-B-B2-16B
		230/240 V AC/50-60 Hz	8030808 VACF-B-B2-3W
Seal-SET for solenoid coil			
	Connection pattern type C to guarantee protection class IP67	2643771	VAMC-B10-C-B-S8
	Connection pattern type B to guarantee protection class IP67	8034609	VAMC-B10-B-B-S8
Cover cap			
	For manual override, non-detenting or covered	8028240	VAMC-B10-20-CH2

Solenoid valves VUVS-LT, size 25

Accessories

FESTO

Ordering data						
Description				Part no.	Type	
Plug socket						
	Connection pattern type C, to DIN EN 175301-803					
	3-pin, screw terminal	Cable fitting M12	0 ... 250 V AC/DC	IP65	539712	MSSD-EB-M12
		Cable fitting Pg7			★ 151687	MSSD-EB
	4-pin, insulation displacement connector	Cable fitting M14	0 ... 250 V AC/DC	IP67	192745	MSSD-EB-S-M14
	3-pin, socket angled	Cable fitting M12	0 ... 24 V DC	IP65	570367	MSSD-EB-M12-24VDC-SD-EX
	Connection pattern type B, industry standard					
	3-pin, screw terminal	Cable fitting M16	0 ... 250 V AC/DC	IP65	539710	MSSD-F-M16
Cable fitting Pg9		★ 34431			MSSD-F	
3-pin, insulation displacement connector	–	0 ... 250 V AC/DC	IP67	192746	MSSD-F-S-M16	
Adapters						
	Socket, type C, to EN 175301-803	Plug connector M12x1, 2-pin, A-coded	12 ... 24 V AC/DC	IP65	188024	MSSD-EB-M12-MONO
Plug socket with cable						
	Connection pattern type C, to DIN EN 175301-803					
	Angled socket, 3-pin Cable, open end, 3-wire	24 V DC	LED	2.5 m	★ 151688	KMEB-1-24-2,5-LED
				5 m	151689	KMEB-1-24-5-LED
				10 m	193457	KMEB-1-24-10-LED
	230 V AC	–	2.5 m	151690	KMEB-1-230AC-2,5	
			5 m	151691	KMEB-1-230AC-5	
	Connection pattern type B, industry standard					
	Angled socket, 3-pin Cable, open end, 3-wire	24 V DC	LED	2.5 m	★ 30935	KMF-1-24DC-2,5-LED
				5 m	30937	KMF-1-24DC-5-LED
				10 m	193458	KMF-1-24-10-LED
230 V AC	–	2.5 m	30936	KMF-1-230AC-2,5		
		5 m	30938	KMF-1-230AC-5		
Illuminating seal						
	Connection pattern type C, to DIN EN 175301-803		24 V DC	151717	MEB-LD-12-24DC	
			230 V AC	151718	MEB-LD-230AC	
	Connection pattern type B, industry standard		24 V DC	19143	MF-LD-12-24DC	
			230 V AC	19144	MF-LD-230AC	





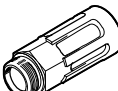

Festo core product range

★ Generally ready for shipping ex works in 24 hours

☆ Generally ready for shipping ex works in 5 days

Solenoid valves VUVS-LT, size 25

Accessories

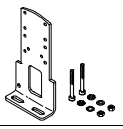
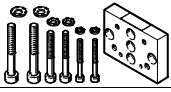
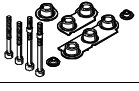

Ordering data					
	Description		Part no.	Type	PE ¹⁾
Push-in fitting with internal hex					
	Connecting thread M5 for tubing O.D.	4 mm	★ 153315	QSM-M5-4-I	10
	Connecting thread G1/4 for tubing O.D.	6 mm	★ 186108	QS-G1/4-6-I	10
		8 mm	★ 186110	QS-G1/4-8-I	10
		10 mm	★ 186112	QS-G1/4-10-I	10
Angled push-in fitting with external hex					
	Connecting thread G1/4 for tubing O.D.	6 mm	★ 186118	QSL-G1/4-6	10
			★ 132051	QSL-G1/4-6-100	100
		8 mm	★ 186120	QSL-G1/4-8	10
			★ 132052	QSL-G1/4-8-50	50
		10 mm	★ 186122	QSL-G1/4-10	10
★ 132053	QSL-G1/4-10-50	50			
Angled push-in fitting, long, with external hex					
	Connecting thread G1/4 for tubing O.D.	6 mm	186129	QSL-G1/4-6	10
		8 mm	186131	QSL-G1/4-8	10
		10 mm	186133	QSL-G1/4-10	10
Silencer					
	With connecting thread G, polymer design	G1/4	★ 2316	U-1/4	1
			534223	U-1/4-20	20
	With connecting thread G, metal design	G1/4	★ 6842	U-1/4-B	1
	With connecting thread G, sinter design, long	G1/4	★ 1205861	AMTE-M-LH-G14	20

1) Packaging unit quantity

Solenoid valves VUVS-LT, size 25


Accessories


FESTO

Ordering data				
	Description	Weight [g]	Part no.	Type
Foot mounting				
	With screw set for attaching the valve to the foot mounting	130	2293485	VAME-B10-25-A
Wall mounting				
	With screw set for mounting the valve on the wall mounting	53	576413	VAME-B10-20-W
Set of spare parts				
	Set comprising seals and screws	12	8035636	VAME-B10-25-MK
Inscription label				
	40 pieces in frame	–	565306	ASLR-C-E4


Solenoid valves VUVS-LT, size 30

Technical data

 Flow rate
Up to 1800 l/min

 Valve width
31 mm

 Voltage
24 V DC



General technical data							
Valve function	3/2-way valve					5/2-way valve	
Order code for valves	M32C	M32U	T32C	T32U	T32H	M52	B52
Valve width [mm]	31						
Nominal width [mm]	7.9	7.9	7.9	7.8	7.8	8.1	8.7
Design	Disc seat						
Flow direction	Non-reversible						
Pilot air supply	Internal or external						
Type of control	Piloted						
Manual override	Non-detenting, detenting						
Overlap	Underlap						
Sealing principle	Soft						
Type of mounting	Optionally via through-hole or on manifold rail						
Standard nominal flow rate q _N [l/min]	1600					1800	
Type of actuation	Electrical						
Mounting position	Optional						
Exhaust function	With flow control						
Connection for venting hole	Not ducted						
b value	0.4	0.2	0.4	0.3	0.3	0.3	0.3
c value [l/sbar]	6.0	7.0	6.0	6.7	6.7	9.9	9.9
Pneumatic connection	1, 2, 3	G3/8	G3/8	G3/8	G3/8	G3/8	G3/8
	4, 5	–	–	G3/8	G3/8	G3/8	G3/8
Pilot air port 12, 14	G1/8	G1/8	G1/8	G1/8	G1/8	G1/8	G1/8
Pilot exhaust air port 82, 84	M5	M5	M5	M5	M5	M5	M5

ATEX	
Type	VUVS-LT-...-EX2
ATEX category for gas	II 3G
Type of ignition protection for gas	Ex ec IIC T4 X Gc
ATEX category for dust	II 3D
Type of ignition protection for dust	Ex tc IIIC T115°C X Dc
Explosion-proof ambient temperature rating [°C]	–10 °C ≤ Ta ≤ +60 °C
CE marking (see declaration of conformity)	To EU Explosion Protection Directive (ATEX)

Solenoid valves VUVS-LT, size 30

Technical data

Technical data									
Order code for valves		M32C	M32U	T32C	T32U	T32H	M52	B52	
Normal position		Closed	Open	2x closed	2x normally open	1x normally open, 1x normally closed	–	–	
Stable position		Monostable	Monostable	Monostable	Monostable	Monostable	Monostable	Bistable	
Reset method		Mechanical spring			Mechanical spring			Mechanical spring	–
Switching times in [ms]	On	13	14	13	14	13	17	–	
	Off	32	36	33	35	37	26	–	
	Change-over	–	–	–	–	–	–	13	
Product weight excluding solenoid coil	[g]	305	305	442	442	442	432	438	
Product weight including solenoid coil	[g]	359	359	543	543	543	486	542	

Safety data	
Max. positive test pulse 0 signal	[μs] 2000 (valves with VACF-B-...-1)
Max. negative test pulse 1 signal	[μs] 3600 (valves with VACF-B-...-1)
Shock resistance	Shock test with severity level 2 to FN 942017-5 and EN 60068-2-27
Vibration resistance	Transport application test with severity level 2 to FN 942017-4 and EN 60068-2-6

Operating and environmental conditions								
Order code for valves		M32C	M32U	T32C	T32U	T32H	M52	B52
Operating medium		Compressed air to ISO 8573-1:2010 [7:4:4]						
Pilot medium		Compressed air to ISO 8573-1:2010 [7:4:4]						
Note on operating/pilot medium		Lubricated operation possible (in which case lubricated operation will always be required)						
Operating pressure with internal pilot air supply	[bar]	2.5 ... 10					2.5 ... 10	1.5 ... 10
Operating pressure with external pilot air supply	[bar]	1.0 ... 10					2.5 ... 10	1.5 ... 10
Pilot pressure	[bar]	2.5 ... 10					2.5 ... 10	1.5 ... 10
Ambient temperature	[°C]	–10 ... +60						
Temperature of medium	[°C]	–10 ... +60						
Approval		c UL us - Recognized (OL)						
Corrosion resistance class CRC ¹⁾		2						

1) Corrosion resistance class CRC 2 to Festo standard FN 940070
Moderate corrosion stress. Indoor applications in which condensation may occur. External visible parts with primarily decorative requirements for the surface and which are in direct contact with the ambient atmosphere typical for industrial applications.

Solenoid valves VUVS-LT, size 30

Technical data

Electrical		
	With solenoid coil	Without solenoid coil
Electrical connection	Plug connector type C, plug connector type B	Via solenoid coil
Operating voltage [V DC]	24	→ Internet: vacf
Permissible voltage fluctuations [%]	10	
Power [W]	3.3	
Duty cycle [%]	100	
Degree of protection to EN 60529	IP65 with plug socket	

Materials							
Order code for valves	M32C	M32U	T32C	T32U	T32H	M52	B52
Housing	Die-cast aluminium (painted)						
Seals	HNBR, NBR, TPE-U(PU)						
Piston spool	Wrought aluminium alloy					POM	POM
Screws	Galvanised steel						
Note on materials	RoHS-compliant						

Solenoid valves VUVS-LT, size 30

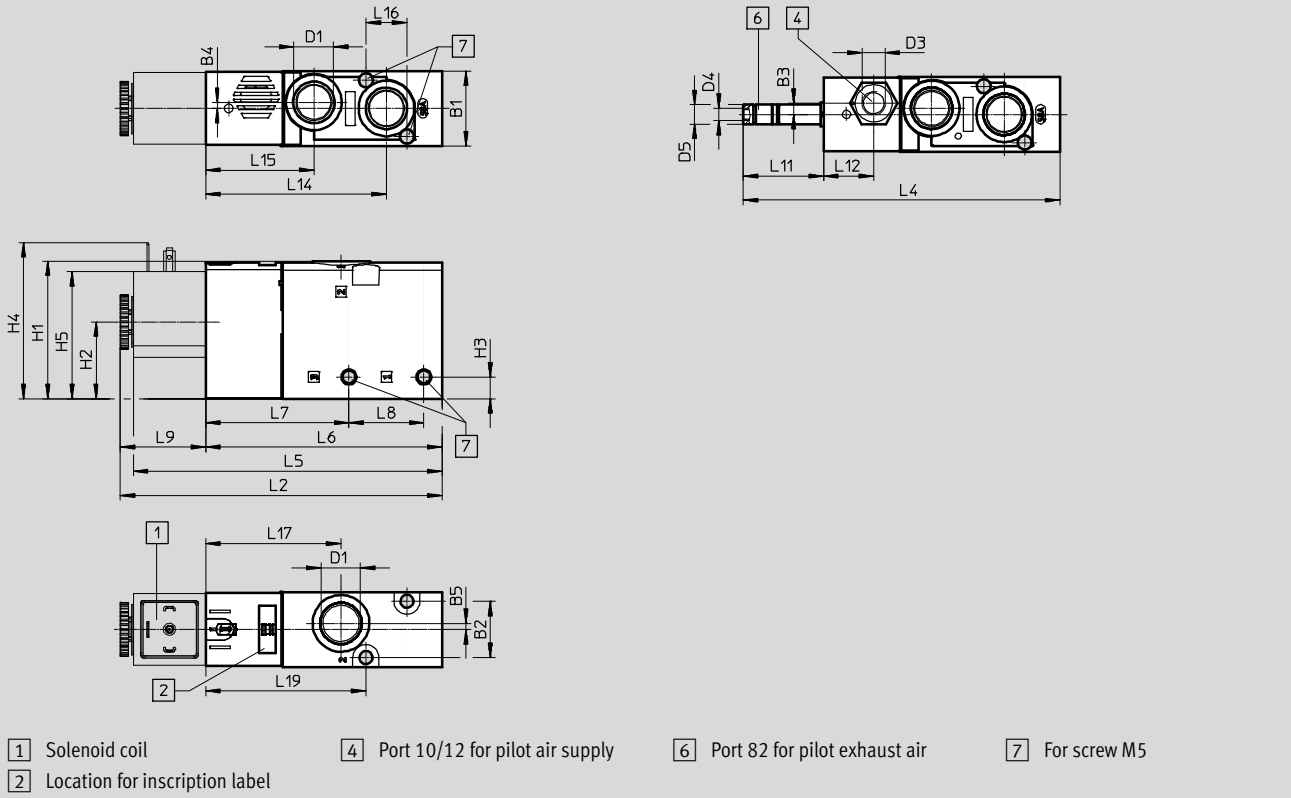
Technical data

Dimensions

Download CAD data → www.festo.com

3/2-way valves, with solenoid coil

3/2-way valves, without solenoid coil



Type	B1	B2	B3	B4	B5	D1	D3	D4	D5 ∅	H1	H2	H3	H4	H5
VUVS-LT30-M32...-...D-G38-...	31	23.3	-	2.5	2.5	G3/8	-	M5	8	57	31.8	9	64.7	52.6
VUVS-LT30-M32...-...ZD-G38-...			4.6				G1/8							

Type	L2	L4	L5	L6	L7	L8	L9	L11	L12	L14	L15	L16	L17	L19
VUVS-LT30-M32...-...D-G38-...	133.2	131.1	127.8	97.8	59.3	31	35.4	33.3	-	74.8	44.8	17	56	66.3
VUVS-LT30-M32...-...ZD-G38-...									20.8					

Solenoid valves VUVS-LT, size 30

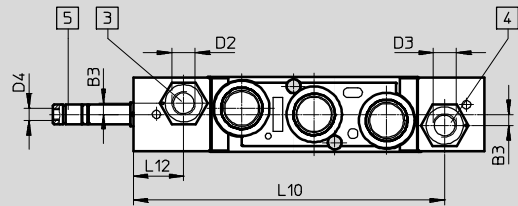
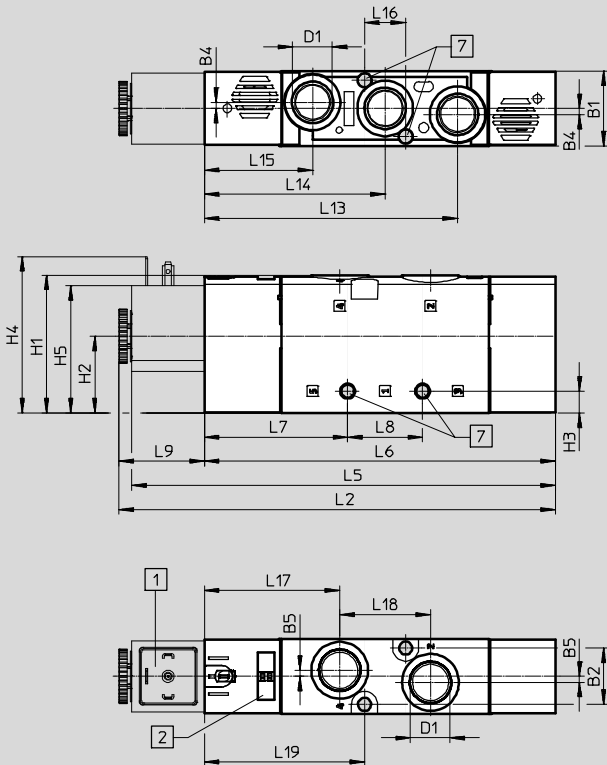
Technical data

Dimensions

Download CAD data → www.festo.com

5/2-way single solenoid valves, with solenoid coil

5/2-way single solenoid valves, without solenoid coil



- 1 Solenoid coil interface type B/type C
- 2 Location for inscription label
- 3 Port 14 for pilot air supply
- 4 Port 12 for pilot air supply
- 5 Port 84 for pilot exhaust air
- 7 For screw M5

Type	B1	B2	B3	B4	B5	D1	D2	D3	D4	D5 ∅	H1	H2	H3	H4	H5
VUVS-LT30-M52-...D-G38-...	31	23.3	–	2.5	2.5	G3/8	–	–	M5	8	57	31.8	9	64.7	52.6
VUVS-LT30-M52-...ZD-G38-...			4.6				G1/8	G1/8							

Type	L2	L4	L5	L6	L7	L8	L9	L10	L11	L12	L13	L14	L15	L16	L17	L18	L19
VUVS-LT30-M52-...D-G38-...	180.7	178.6	179.6	145.3	59.3	31	35.4	–	33.3	–	104.8	74.8	44.8	17	56	37.6	66.3
VUVS-LT30-M52-...ZD-G38-...								128.8		20.8							

Solenoid valves VUVS-LT, size 30

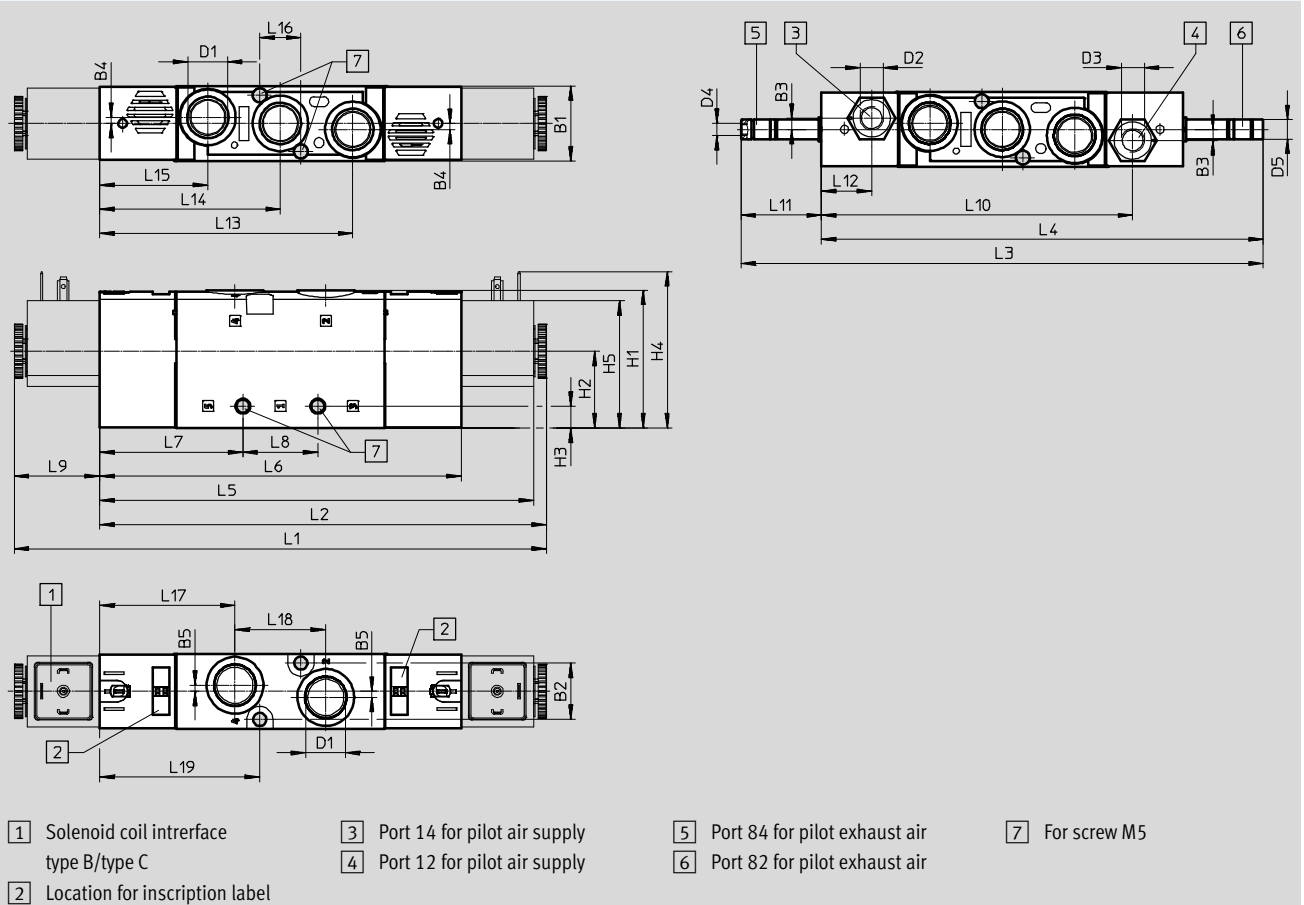
Technical data

Dimensions

Download CAD data → www.festo.com

2x 3/2-way valves and 5/2-way valves, bistable, with solenoid coil

2x 3/2-way valve and 5/2-way valve, bistable, without solenoid coil



Type	B1	B2	B3	B4	B5	D1	D2	D3	D4	D5 Ø	H1	H2	H3	H4	H5
VUVS-LT30-T32...-MD-G38-...	31	23.3	-	2.5	2.5	G3/8	-	-	M5	8	57	31.8	9	64.7	52.6
VUVS-LT30-T32...-MZD-G38-...			4.6				G1/8	G1/8							
VUVS-LT30-B52-D-G38-...			-				-	-							
VUVS-LT30-B52-ZD-G38-...			4.6				G1/8	G1/8							

Type	L1	L2	L3	L4	L5	L6	L7	L8	L9	L10
VUVS-LT30-T32...-MD-G38-...	220.3	185	216.2	182.9	179.6	149.6	59.3	31	35.4	-
VUVS-LT30-T32...-MZD-G38-...										128.8
VUVS-LT30-B52-D-G38-...										-
VUVS-LT30-B52-ZD-G38-...										128.8

Type	L11	L12	L13	L14	L15	L16	L17	L18	L19
VUVS-LT30-T32...-MD-G38-...	33.3	-	104.8	74.8	44.8	17	56	37.6	66.3
VUVS-LT30-T32...-MZD-G38-...		20.8							
VUVS-LT30-B52-D-G38-...		-							
VUVS-LT30-B52-ZD-G38-...		20.8							

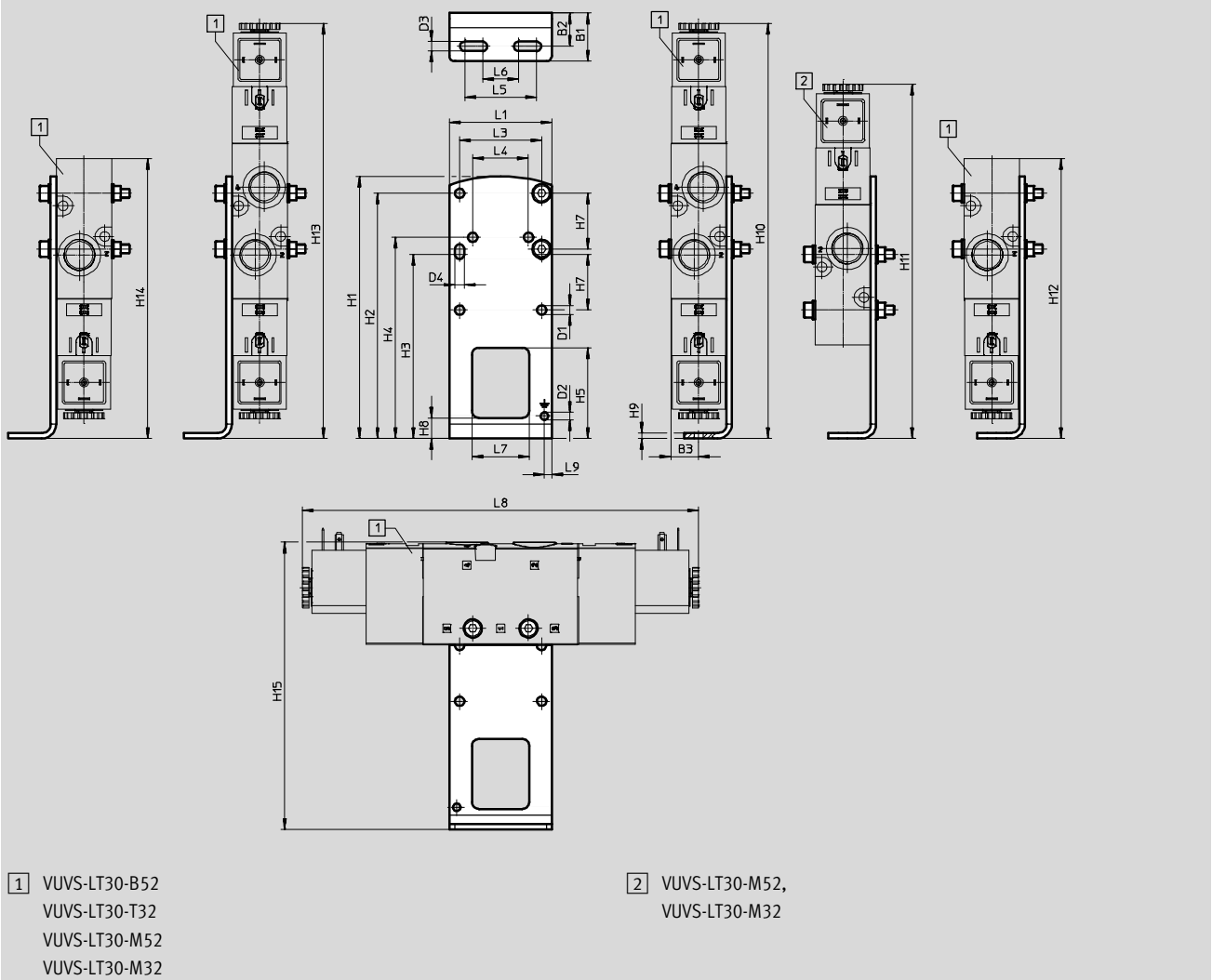
Solenoid valves VUVS-LT, size 30

Accessories

Dimensions

Download CAD data → www.festo.com

Foot mounting



Type		B1	B2	B3	D1 ∅	D2 ∅	D3	D4	H1	H2	H3
VAME-B10-30-A	VUVS-LT30-B52/T32	26.8	18.5	15.5	5.2	4.2	5.2	5.2	146	136.5	102.5
	VUVS-LT30-M52										
	VUVS-LT30-M32										

Type		H4	H5	H7	H8	H9	H10	H11	H12	H13	H14
VAME-B10-30-A	VUVS-LT30-B52/T32	112	50.5	31	11.5	3	231.2	–	231.2	231.2	231.2
	VUVS-LT30-M52							197.2	191.5		191.5
	VUVS-LT30-M32							144	144		144

Type		H15	L1	L3	L4	L5	L6	L7	L8	L9
VAME-B10-30-A	VUVS-LT30-B52/T32	160	57	45.6	31	40	20	32	220.3	4.1
	VUVS-LT30-M52								180.7	
	VUVS-LT30-M32								133.2	

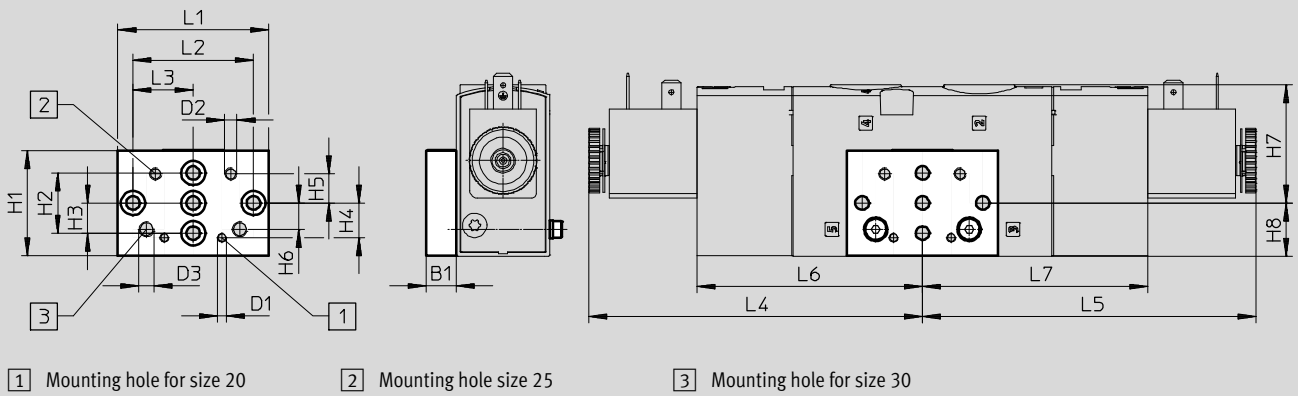
Solenoid valves VUVS-LT, size 30

Accessories

Dimensions

Download CAD data → www.festo.com

Wall mounting


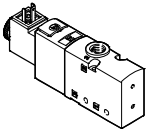


Type		B1	D1	D2	D3	H1	H2	H3	H4	H5	H6
VAME-B10-20-W	VUVS-LT30-B52/T32	10	M3	M4	M5	35	20	10	11.5	9.7	8.7
	VUVS-LT30-M52										
	VUVS-LT30-M32										

Type		H7	H8	L1	L2	L3	L4	L5	L6	L7
VAME-B10-20-W	VUVS-LT30-B52/T32	39.3	17.7	50	40	20	110.2	74.8	110.2	74.8
	VUVS-LT30-M52								70.5	-
	VUVS-LT30-M32								23	-


Solenoid valves VUVS-LT, size 30

Accessories

Ordering data				
	Code	Valve function	Part no.	Type
3/2-way valve without solenoid coil				
	Single solenoid, normally closed			
	M32C-M	Mechanical spring return, internal pilot air supply, direction of flow not reversible	8036672	VUVS-LT30-M32C-MD-G38-F8
		Mechanical spring return, external pilot air supply, direction of flow not reversible	8036673	VUVS-LT30-M32C-MZD-G38-F8
	Monostable, normally open			
	M32U-M	Mechanical spring return, internal pilot air supply, direction of flow not reversible	8036679	VUVS-LT30-M32U-MD-G38-F8
		Mechanical spring return, external pilot air supply, direction of flow not reversible	8036680	VUVS-LT30-M32U-MZD-G38-F8
3/2-way valve with solenoid coil (24 V DC)				
	Monostable, normally closed, type C			
	M32C-M	Mechanical spring return, internal pilot air supply, direction of flow not reversible	8036674	VUVS-LT30-M32C-MD-G38-F8-1C1
		Mechanical spring return, external pilot air supply, direction of flow not reversible	8036675	VUVS-LT30-M32C-MZD-G38-F8-1C1
	Single solenoid, normally closed, type B			
	M32C-M	Mechanical spring return, internal pilot air supply, direction of flow not reversible	8036676	VUVS-LT30-M32C-MD-G38-F8-1B2
		Mechanical spring return, external pilot air supply, direction of flow not reversible	8036677	VUVS-LT30-M32C-MZD-G38-F8-1B2
	Monostable, normally open, type C			
	M32U-M	Mechanical spring return, internal pilot air supply, direction of flow not reversible	8036681	VUVS-LT30-M32U-MD-G38-F8-1C1
		Mechanical spring return, external pilot air supply, direction of flow not reversible	8036682	VUVS-LT30-M32U-MZD-G38-F8-1C1
	Monostable, normally open, type B			
	M32U-M	Mechanical spring return, internal pilot air supply, direction of flow not reversible	8036683	VUVS-LT30-M32U-MD-G38-F8-1B2
		Mechanical spring return, external pilot air supply, direction of flow not reversible	8036684	VUVS-LT30-M32U-MZD-G38-F8-1B2

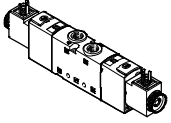
Solenoid valves VUVS-LT, size 30

Accessories

Ordering data			
	Code	Valve function	Part no. Type
2x 3/2-way valve without solenoid coil			
	Monostable, normally closed		
	T32C	Mechanical spring return, internal pilot air supply, direction of flow not reversible	8036700 VUVS-LT30-T32C-MD-G38-F8
		Mechanical spring return, external pilot air supply, direction of flow not reversible	8036701 VUVS-LT30-T32C-MZD-G38-F8
	Monostable, normally open		
	T32U	Mechanical spring return, internal pilot air supply, direction of flow not reversible	8036707 VUVS-LT30-T32U-MD-G38-F8
		Mechanical spring return, external pilot air supply, direction of flow not reversible	8036708 VUVS-LT30-T32U-MZD-G38-F8
	Monostable, 1x normally open, 1x normally closed		
	T32H	Mechanical spring return, internal pilot air supply, direction of flow not reversible	8036714 VUVS-LT30-T32H-MD-G38-F8
	Mechanical spring return, external pilot air supply, direction of flow not reversible	8036715 VUVS-LT30-T32H-MZD-G38-F8	

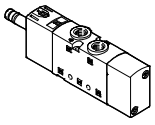
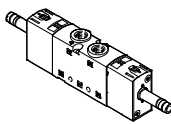
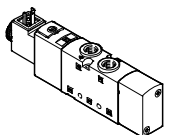
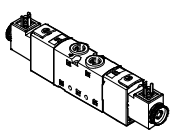
Solenoid valves VUVS-LT, size 30

Accessories

Ordering data				
	Code	Valve function	Part no.	Type
2x 3/2-way valve with solenoid coil (24 V DC)				
	Monostable, normally closed, type C			
	T32C	Mechanical spring return, internal pilot air supply, direction of flow not reversible	8036702	VUVS-LT30-T32C-MD-G38-F8-1C1
		Mechanical spring return, external pilot air supply, direction of flow not reversible	8036703	VUVS-LT30-T32C-MZD-G38-F8-1C1
	Single solenoid, normally closed, type B			
	T32C	Mechanical spring return, internal pilot air supply, direction of flow not reversible	8036704	VUVS-LT30-T32C-MD-G38-F8-1B2
		Mechanical spring return, external pilot air supply, direction of flow not reversible	8036705	VUVS-LT30-T32C-MZD-G38-F8-1B2
	Monostable, normally open, type C			
	T32U	Mechanical spring return, internal pilot air supply, direction of flow not reversible	8036709	VUVS-LT30-T32U-MD-G38-F8-1C1
		Mechanical spring return, external pilot air supply, direction of flow not reversible	8036710	VUVS-LT30-T32U-MZD-G38-F8-1C1
	Monostable, normally open, type B			
	T32U	Mechanical spring return, internal pilot air supply, direction of flow not reversible	8036711	VUVS-LT30-T32U-MD-G38-F8-1B2
		Mechanical spring return, external pilot air supply, direction of flow not reversible	8036712	VUVS-LT30-T32U-MZD-G38-F8-1B2
	Monostable, 1x normally open, 1x normally closed, type C			
	T32H	Mechanical spring return, internal pilot air supply, direction of flow not reversible	8036716	VUVS-LT30-T32H-MD-G38-F8-1C1
	Mechanical spring return, external pilot air supply, direction of flow not reversible	8036717	VUVS-LT30-T32H-MZD-G38-F8-1C1	
Monostable, 1x normally open, 1x normally closed, type B				
T32H	Mechanical spring return, internal pilot air supply, direction of flow not reversible	8036718	VUVS-LT30-T32H-MD-G38-F8-1B2	
	Mechanical spring return, external pilot air supply, direction of flow not reversible	8036719	VUVS-LT30-T32H-MZD-G38-F8-1B2	





Solenoid valves VUVS-LT, size 30

Accessories

Ordering data			
	Code	Valve function	Part no. Type
5/2-way valve without solenoid coil			
	Monostable		
	M52	Mechanical spring return, internal pilot air supply, direction of flow not reversible	8036686 VUVS-LT30-M52-MD-G38-F8
		Mechanical spring return, external pilot air supply, direction of flow not reversible	8036687 VUVS-LT30-M52-MZD-G38-F8
	Bistable		
	B52	Internal pilot air supply, direction of flow not reversible	8036693 VUVS-LT30-B52-D-G38-F8
		External pilot air supply, direction of flow not reversible	8036694 VUVS-LT30-B52-ZD-G38-F8
	5/2-way valve with solenoid coil (24 V DC)		
	Single solenoid, type C		
	M52-M	Mechanical spring return, internal pilot air supply, direction of flow not reversible	8036688 VUVS-LT30-M52-MD-G38-F8-1C1
		Mechanical spring return, external pilot air supply, direction of flow not reversible	8036689 VUVS-LT30-M52-MZD-G38-F8-1C1
	Single solenoid, type B		
	M52-M	Mechanical spring return, internal pilot air supply, direction of flow not reversible	8036690 VUVS-LT30-M52-MD-G38-F8-1B2
		Mechanical spring return, external pilot air supply, direction of flow not reversible	8036691 VUVS-LT30-M52-MZD-G38-F8-1B2
	Double solenoid, type C		
	B52	Internal pilot air supply, direction of flow not reversible	8036695 VUVS-LT30-B52-D-G38-F8-1C1
		External pilot air supply, direction of flow not reversible	8036696 VUVS-LT30-B52-ZD-G38-F8-1C1
	Double solenoid, type B		
	B52	Internal pilot air supply, direction of flow not reversible	8036697 VUVS-LT30-B52-D-G38-F8-1B2
		External pilot air supply, direction of flow not reversible	8036698 VUVS-LT30-B52-ZD-G38-F8-1B2

Solenoid valves VUVS-LT, size 30

Accessories

Ordering data						
Description		Part no.	Type			
Solenoid coils for valves						
	Connection pattern type C, to EN 175301-803	12 V DC	8030810	VACF-B-C1-5		
		24 V DC	8030811	VACF-B-C1-1		
		48 V DC	8030812	VACF-B-C1-7		
		24 V AC/50-60 Hz	8030813	VACF-B-C1-1A		
		48 V AC/50-60 Hz	8030814	VACF-B-C1-7A		
		110/120 V AC/50-60 Hz	8030815	VACF-B-C1-16B		
		230/240 V AC/50-60 Hz	8030817	VACF-B-C1-3W		
	Connection pattern type B, industry standard	12 V DC	8030801	VACF-B-B2-5		
		24 V DC	8030802	VACF-B-B2-1		
		48 V DC	8030803	VACF-B-B2-7		
		24 V AC/50-60 Hz	8030804	VACF-B-B2-1A		
		48 V AC/50-60 Hz	8030805	VACF-B-B2-7A		
		110/120 V AC/50-60 Hz	8030806	VACF-B-B2-16B		
		230/240 V AC/50-60 Hz	8030808	VACF-B-B2-3W		
	Connection pattern type A, to EN 175301-803	12 V DC	8030821	VACF-A-A1-5		
		24 V DC	8030822	VACF-A-A1-1		
		48 V DC	8030823	VACF-A-A1-7		
		24 V AC/50-60 Hz	8030824	VACF-A-A1-1A		
		48 V AC/50-60 Hz	8030825	VACF-A-A1-7A		
		110/120 V AC, 50/60 Hz	8030826	VACF-A-A1-16B		
		230/240 V AC, 50/60 Hz	8030828	VACF-A-A1-3W		
Seal-SET for solenoid coil						
	Connection pattern type C to guarantee protection class IP67		2643771	VAMC-B10-C-B-S8		
	Connection pattern type B to guarantee protection class IP67		8034609	VAMC-B10-B-B-S8		
	Connection pattern type B to guarantee protection class IP67		8034611	VAMC-B10-A-B-S8		
Cover cap						
	For manual override, non-detenting or covered		8028240	VAMC-B10-20-CH2		
Plug socket						
	Connection pattern type C, to EN 175301-803					
	3-pin, screw terminal	Cable fitting M12	0 ... 250 V AC/DC	IP65	539712	MSSD-EB-M12
		Cable fitting Pg7			★ 151687	MSSD-EB
	4-pin, insulation displacement connector	Cable fitting M14	0 ... 250 V AC/DC	IP67	192745	MSSD-EB-S-M14
	3-pin, socket angled	Cable fitting M12	0 ... 24 V DC	IP65	570367	MSSD-EB-M12-24VDC-SD-EX
	Connection pattern type B, industry standard					
	3-pin, screw terminal	Cable fitting M16	0 ... 250 V AC/DC	IP65	539710	MSSD-F-M16
		Cable fitting Pg9			★ 34431	MSSD-F
3-pin, insulation displacement connector	–	0 ... 250 V AC/DC	IP67	192746	MSSD-F-S-M16	



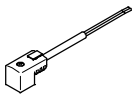

Festo core product range

★ Generally ready for shipping ex works in 24 hours

☆ Generally ready for shipping ex works in 5 days




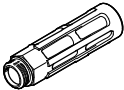

Solenoid valves VUVS-LT, size 30

Accessories

Ordering data						
Description				Part no.	Type	
Plug socket						
	Connection pattern type A, to EN 175301-803					
	3-pin, socket angled	Cable fitting Pg9	0 ... 250 V AC/DC	IP65	34583	MSSD-C
	3-pin, socket angled	Cable fitting M16	0 ... 250 V AC/DC	IP65	539709	MSSD-C-M16
	4-pin, socket angled	Cable connection, insulation displacement	0 ... 250 V AC/DC	IP67	192748	MSSD-C-S-M16
Adapters						
	Socket, type C, to EN 175301-803	Plug connector M12x1, 2-pin, A-coded	12 ... 24 V AC/DC	IP65	188024	MSSD-EB-M12-MONO
Plug socket with cable						
	Connection pattern type C, to DIN EN 175301-803					
	Angled socket, 3-pin Cable, open end, 3-wire	24 V DC	LED	2.5 m	★ 151688	KMEB-1-24-2,5-LED
				5 m	151689	KMEB-1-24-5-LED
				10 m	193457	KMEB-1-24-10-LED
		230 V AC	-	2.5 m	151690	KMEB-1-230AC-2,5
				5 m	151691	KMEB-1-230AC-5
				Connection pattern type B, industry standard		
	Angled socket, 3-pin Cable, open end, 3-wire	24 V DC	LED	2.5 m	★ 30935	KMF-1-24DC-2,5-LED
				5 m	30937	KMF-1-24DC-5-LED
				10 m	193458	KMF-1-24-10-LED
		230 V AC	-	2.5 m	30936	KMF-1-230AC-2,5
				5 m	30938	KMF-1-230AC-5
				Connection pattern type A, to EN 175301-803		
	Angled socket, 3-pin Cable, open end, 3-wire	24 V DC	LED	2.5 m	30931	KMC-1-24DC-2,5-LED
				5 m	30933	KMC-1-24DC-5-LED
10 m				193459	KMC-1-24-10-LED	
230 V AC		-	2.5 m	30932	KMC-1-230AC-2,5	
			5 m	30934	KMC-1-230AC-5	
			Illuminating seal			
	Connection pattern type C, to DIN EN 175301-803	24 V DC		151717	MEB-LD-12-24DC	
		230 V AC		151718	MEB-LD-230AC	
	Connection pattern type B, industry standard	24 V DC		19143	MF-LD-12-24DC	
		230 V AC		19144	MF-LD-230AC	

Solenoid valves VUVS-LT, size 30

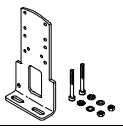
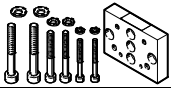
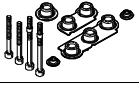

Accessories

Ordering data					
	Description		Part no.	Type	PE ¹⁾
Push-in fitting with internal hex					
	Connecting thread G1/8 for tubing O.D.	4 mm	★ 186106	QS-G1/8-4-I	10
			133008	QS-G1/8-4-I-100	100
	Connecting thread for G3/8 for tubing O.D.	8 mm	★ 186111	QS-G3/8-8-I	10
		10 mm	★ 186113	QS-G3/8-10-I	10
12 mm		★ 186114	QS-G3/8-12-I	10	
Angled push-in fitting with external hex					
	Connecting thread for G3/8 for tubing O.D.	8 mm	★ 186121	QSL-G3/8-8	10
			132055	QSL-G3/8-8-50	50
	10 mm	★ 186123	QSL-G3/8-10	10	
		132056	QSL-G3/8-10-20	20	
		12 mm	★ 186124	QSL-G3/8-12	10
	132057	QSL-G3/8-12-20	20		
Angled push-in fitting, long, with external hex					
	Connecting thread for G3/8 for tubing O.D.	8 mm	186132	QSL-G3/8-8	10
		10 mm	186134	QSL-G3/8-10	10
		12 mm	186135	QSL-G3/8-12	10
Silencer					
	With connecting thread G, metal design	G3/8	★ 6843	U-3/8-B	1
	With connecting thread G, sinter design, long	G3/8	★ 1205862	AMTE-M-LH-G38	10

1) Packaging unit quantity


Solenoid valves VUVS-LT, size 30

Accessories


Ordering data				
	Description	Weight [g]	Part no.	Type
Foot mounting				
	With screw set for attaching the valve to the foot mounting	239	8026337	VAME-B10-30-A
Wall mounting				
	With screw set for mounting the valve on the wall mounting	53	576413	VAME-B10-20-W
Set of spare parts				
	Set comprising seals and screws	22	8035637	VAME-B10-30-MK
Inscription label				
	40 pieces in frame	-	565306	ASLR-C-E4


Solenoid valves VUVS-L, size 20

Data sheet –

-  - Flow rate
Up to 700 l/min

-  - Valve width
21 mm

-  - Voltage
12, 24 V DC
24, 110, 120, 230, 240 V AC



General technical data							
Valve function	3/2-way valve		5/2-way valve		5/3-way valve		
Order code for valves	M32C	M32U	M52	B52	P53C	P53U	P53E
Valve width [mm]	21						
Nominal width [mm]	5.7				5	4.8	4.5
Design	Piston spool						
Flow direction	Reversible with external pilot air supply						
Pilot air supply	Internal or external						
Type of control	Piloted						
Manual override	Non-detenting, detenting						
Overlap	Positive overlap						
Sealing principle	Soft						
Type of mounting	Optionally via through-hole or on manifold rail						
Standard nominal flow rate qnN [l/min]	700	700	700	700	700	600	
Type of actuation	Electrical						
Mounting position	Optional						
Exhaust function	With flow control						
Pneumatic port	1, 2, 3	G1/8	G1/8	G1/8	G1/8	G1/8	G1/8
	4, 5	-	-	G1/8	G1/8	G1/8	G1/8
Pilot air port 12/14	M5						
Pilot exhaust air port 82/84	M5						

ATEX	
Type	VUVS-L-...-EX2
ATEX category for gas	II 3G
Type of ignition protection for gas	Ex ec IIC T4 X Gc
ATEX category for dust	II 3D
Type of ignition protection for dust	Ex tc IIIC T115°C X Dc
Explosion-proof ambient temperature rating [°C]	10°C ≤ Ta ≤ +60°C
CE marking (see declaration of conformity)	To EU Explosion Protection Directive (ATEX)

Solenoid valves VUVS-L, size 20

Data sheet

Technical data – 3/2-way valves					
Order code for valves		M32C		M32U	
Normal position		Closed		Open	
Stable position		Monostable		Monostable	
Reset method		Pneumatic spring	Mechanical spring	Pneumatic spring	Mechanical spring
Switching times in [ms]	On	14	14	14	15
	Off	21	32	21	28
	Change-over	–	–	–	–
Product weight excluding solenoid coil	[g]	138	136	138	136
Product weight including solenoid coil	[g]	172	170	172	170
Product weight including solenoid coil and plug socket	[g]	182	180	182	180

Technical data – 5/2-way valves				
Order code for valves		M52		B52
Normal position		–		–
Stable position		Monostable		Bistable
Reset method		Pneumatic spring	Mechanical spring	–
Switching times in [ms]	On	20	12	–
	Off	29	44	–
	Change-over	–	–	10
Product weight excluding solenoid coil	[g]	188	183	225
Product weight including solenoid coil	[g]	222	217	259
Product weight including solenoid coil and plug socket	[g]	232	227	279

Technical data – 5/3-way valves				
Order code for valves		P53C	P53U	P53E
Normal position/mid-position		Closed	Pressurised	Exhausted
Stable position		Monostable		
Reset method		Mechanical spring		
Switching times in [ms]	On	13	13	13
	Off	42	42	44
	Change-over	24	21	24
Product weight excluding solenoid coil	[g]	229	229	229
Product weight including solenoid coil	[g]	263	263	263
Product weight including solenoid coil and plug socket	[g]	283	283	283

Solenoid valves VUVS-L, size 20

Data sheet

Safety data		
Max. positive test pulse 0 signal	[μs]	1900 (valves with VACS-C-C1-1)
Max. negative test pulse 1 signal	[μs]	2700 (valves with VACS-C-C1-1)
Shock resistance		Shock test with severity level 2 to FN 942017-5 and EN 60068-2-27
Vibration resistance		Transport application test with severity level 2 to FN 942017-4 and EN 60068-2-6

Operating and environmental conditions				
Order code for valves	M32	M52	B52	P53
Operating medium	Compressed air to ISO 8573-1:2010 [7:4:4]			
Pilot medium	Compressed air to ISO 8573-1:2010 [7:4:4]			
Note on operating/pilot medium	Lubricated operation possible (in which case lubricated operation will always be required)			
Operating pressure with internal pilot air supply	[bar]	2.5 ... 10	1.5 ... 10	2.5 ... 10
Operating pressure with ex- ternal pilot air supply	[bar]	-0.9 ... +10		
Pilot pressure	[bar]	2.5 ... 10	1.5 ... 10	2.5 ... 10
Ambient temperature	[°C]	-10 ... +60		
Temperature of medium	[°C]	-10 ... +60		
Approval		c UL us - Recognized (OL)		
Corrosion resistance class CRC ¹⁾		2		

1) Corrosion resistance class CRC 2 to Festo standard FN 940070

Moderate corrosion stress. Indoor applications in which condensation may occur. External visible parts with primarily decorative requirements for the surface and which are in direct contact with the ambient atmosphere typical for industrial applications.

Electrical		
	With solenoid coil	Without solenoid coil
Electrical connection	Plug type C	Via solenoid coil
Operating voltage	[V DC]	→ Internet: vacs
	[V AC]	
Permissible voltage fluctuations	[%]	±10
Power	[W]	2.6
Duty cycle	[%]	100
Degree of protection to EN 60529		IP65 with plug socket

Materials	
Housing	Die-cast aluminium
Seals	HNBR, NBR
Piston spool	Wrought aluminium alloy (P53 types: high-alloy stainless steel)
Screws	Galvanised steel
Note on materials	RoHS-compliant

Solenoid valves VUVS-L, size 20

Data sheet



Dimensions Download CAD data → www.festo.com

3/2-way valves, with solenoid coil

3/2-way valves, without solenoid coil

1 Solenoid coil interface type C
 4 Port 10/12 for pilot air supply
 6 Port 82 for pilot exhaust air
 7 For screw M3

2 Location for inscription label

Type	B1	B2	B3	B4	B5	D1	D3	D4	D5 Ø	H1	H2	H3	H4	H5
VUVS-L20-M32...-...D-G18-...	21.1	16.1	-	2.5	2	G1/8	-	M5	8	40	20.9	6.2	46.7	36.4
VUVS-L20-M32...-...ZD-G18-...			2.6				M5							

Type	L2	L4	L6	L7	L8	L9	L11	L12	L13	L14	L15	L16	L17	L19
VUVS-L20-M32...-...D-G18-...	110.7	109.1	80.1	47.3	19.2	30.6	29	-	60.9	56.9	36.9	8	45.6	52.9
VUVS-L20-M32...-...ZD-G18-...								19.5						

Solenoid valves VUVS-L, size 20

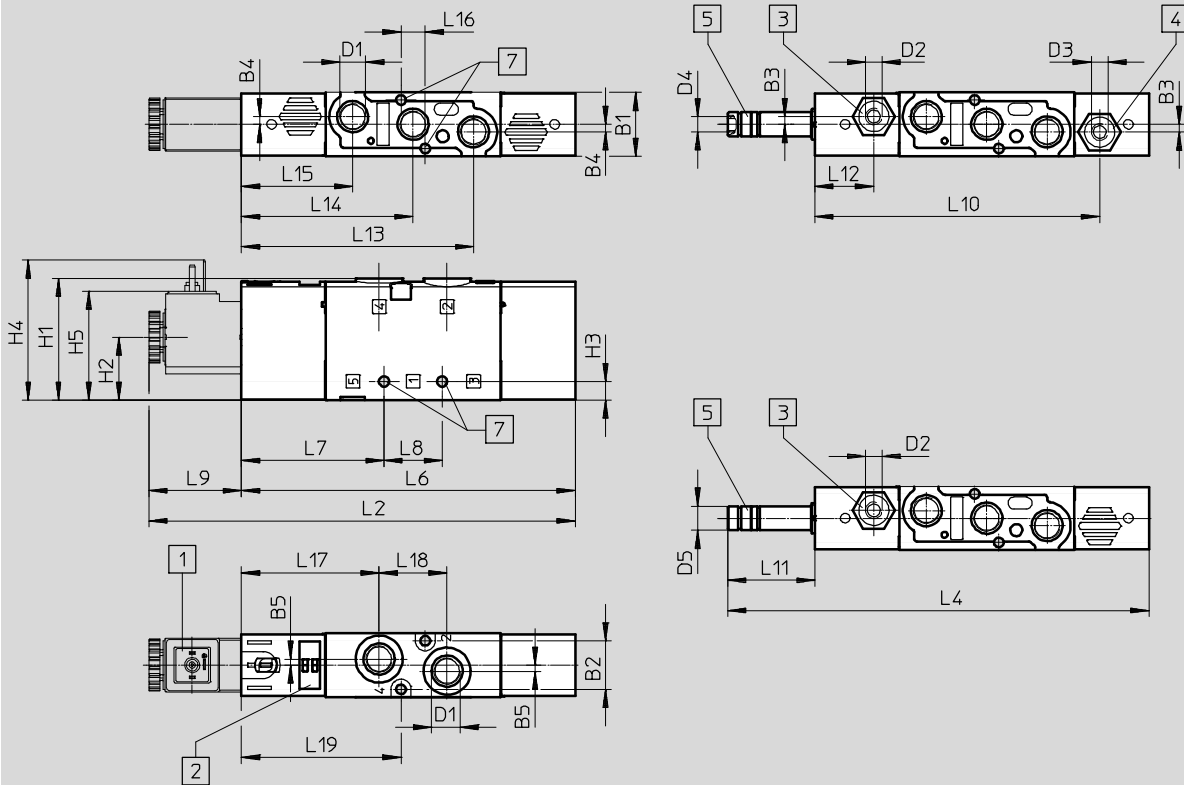
Data sheet

Dimensions

Download CAD data → www.festo.com

5/2-way single solenoid valves, with solenoid coil

5/2-way single solenoid valves, without solenoid coil



- 1 Solenoid coil interface type C
- 2 Location for inscription label
- 3 Port 14 for pilot air supply
- 4 Port 12 for pilot air supply
- 5 Port 84 for pilot exhaust air
- 7 For screw M3

Type	B1	B2	B3	B4	B5	D1	D2	D3	D4	D5 Ø	H1	H2	H3	H4	H5
VUVS-L20-M52-...D-G18-...	21.1	16.1	–	2.5	2	G1/8	–	–	M5	8	40.4	20.9	6.2	46.7	36.4
VUVS-L20-M52-...ZD-G18-...			2.6				M5	M5							

Type	L2	L4	L6	L7	L8	L9	L10	L11	L12	L13	L14	L15	L16	L17	L18	L19
VUVS-L20-M52-...D-G18-...	141.2	139.6	110.6	47.3	19.2	30.6	–	29	–	76.9	56.9	36.9	8	45.6	22.5	52.9
VUVS-L20-M52-...ZD-G18-...							94.3		19.5							

Solenoid valves VUVS-L, size 20

Data sheet

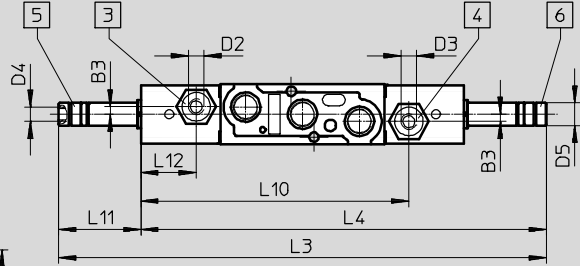
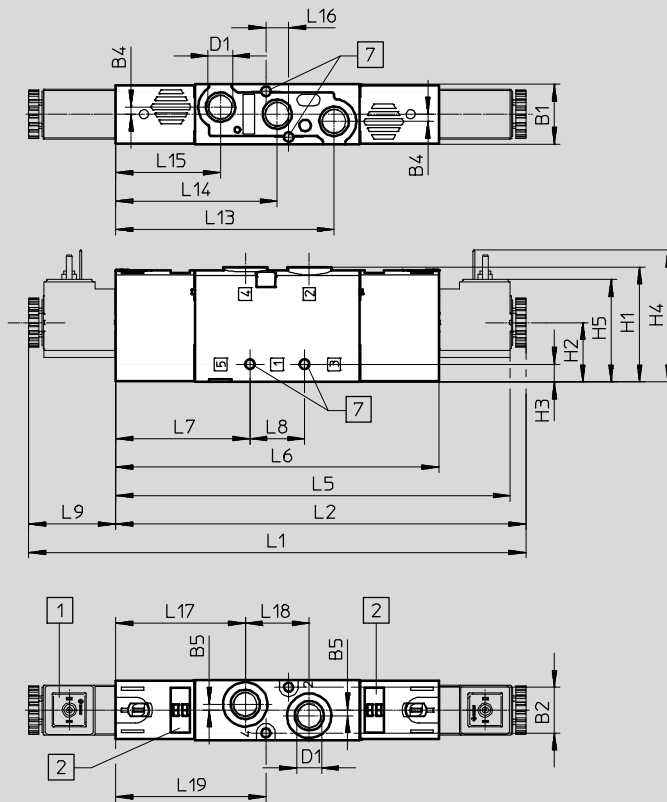


Dimensions

Download CAD data → www.festo.com

5/3-way valves and 5/2-way valves, double solenoid, with solenoid coil

5/3-way valves and 5/2-way valves, double solenoid, without solenoid coil



- 1 Solenoid coil interface type C
- 2 Location for inscription label
- 3 Port 14 for pilot air supply
- 4 Port 12 for pilot air supply
- 5 Port 84 for pilot exhaust air
- 6 Port 82 for pilot exhaust air
- 7 For screw M3

Type	B1	B2	B3	B4	B5	D1	D2	D3	D4	D5 Ø	H1	H2	H3	H4	H5
VUVS-L20-P53...-MD-G18-...	21.1	16.1	-	2.5	2	G1/8	-	-	M5	8	40.4	20.9	6.2	46.7	36.4
VUVS-L20-P53...-MZD-G18-...			2.6				M5	M5							
VUVS-L20-B52-D-G18-...			-				-	-							
VUVS-L20-B52-ZD-G18-...			2.6				M5	M5							

Type	L1	L2	L3	L4	L5	L6	L7	L8	L9	L10	L11
VUVS-L20-P53...-MD-G18-...	174.9	144.3	171.7	142.7	139.1	113.7	47.3	19.2	30.6	-	29
VUVS-L20-P53...-MZD-G18-...										94.3	
VUVS-L20-B52-D-G18-...										-	
VUVS-L20-B52-ZD-G18-...										94.3	

Type	L12	L13	L14	L15	L16	L17	L18	L19
VUVS-L20-P53...-MD-G18-...	-	76.9	56.9	36.9	8	45.6	22.5	52.9
VUVS-L20-P53...-MZD-G18-...	19.5							
VUVS-L20-B52-D-G18-...	-							
VUVS-L20-B52-ZD-G18-...	19.5							

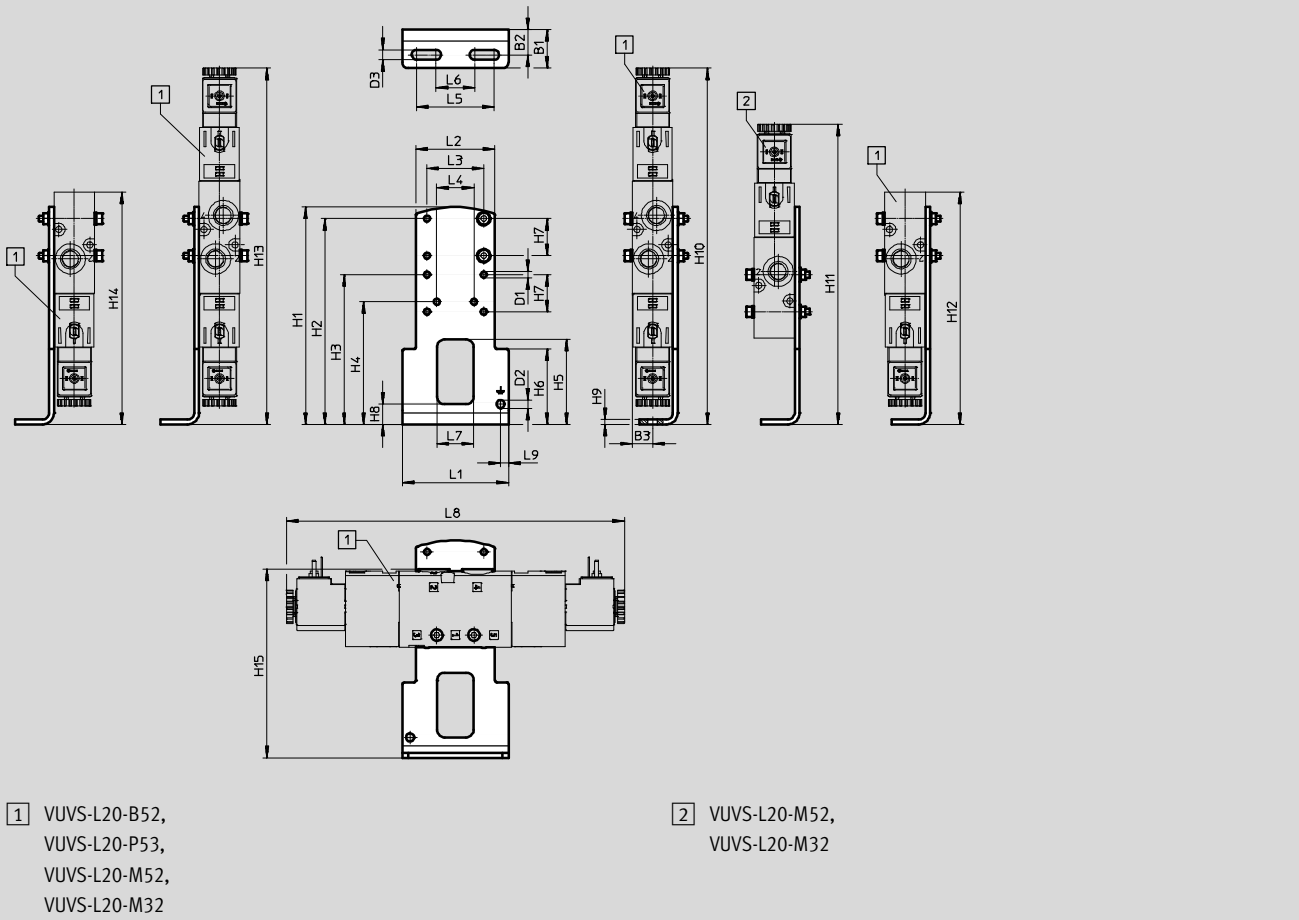
Solenoid valves VUVS-L, size 20

Accessories

Dimensions

Download CAD data → www.festo.com

Foot mounting



Type		B1	B2	B3	D1 ∅	D2 ∅	D3	H1	H2	H3	H4
VAME-B10-20-A	VUVS-L20-B52/P53	20	13.1	10.6	3.2	4.2	5.2	112.5	106.5	77.5	63.5
	VUVS-L20-M52										
	VUVS-L20-M32										

Type		H5	H6	H7	H8	H9	H10	H11	H12	H13	H14	
VAME-B10-20-A	VUVS-L20-B52/P53	44	39	19.2	10.5	2.5	184.4	-	184.4	184.4	184.4	
	VUVS-L20-M52							155.4				150.6
	VUVS-L20-M32											120.2

Type		H15	L1	L2	L3	L4	L5	L6	L7	L8	L9
VAME-B10-20-A	VUVS-L20-B52/P53	97.7	55	41	29.4	19.2	40	20	19	174.9	4.1
	VUVS-L20-M52									141.2	
	VUVS-L20-M32									110.7	

Solenoid valves VUVS-L, size 20

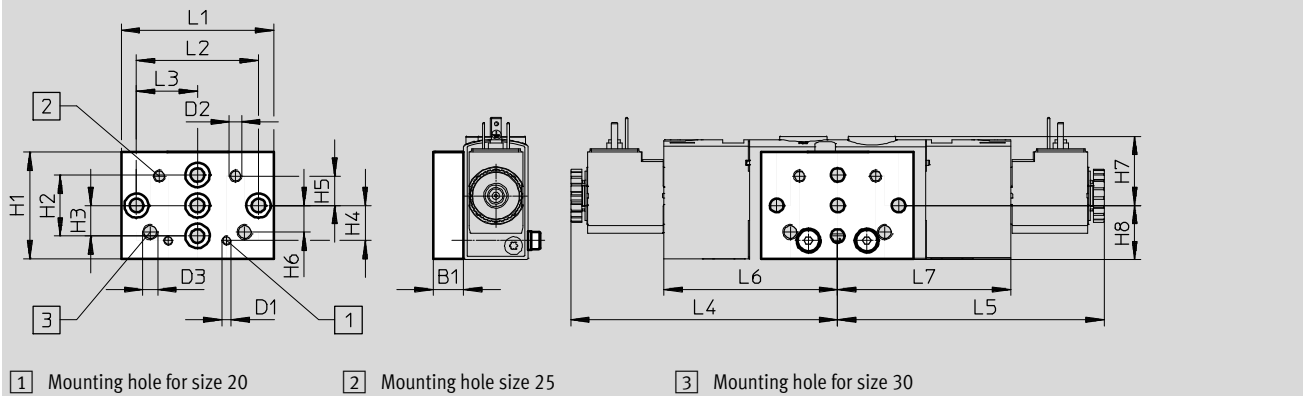
Data sheet



Dimensions

Download CAD data → www.festo.com

Wall mounting



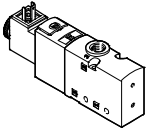
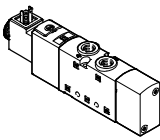
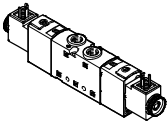
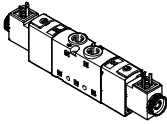
Type		B1	D1	D2	D3	H1	H2	H3	H4	H5	H6
VAME-B10-20-W	VUVS-L20-B52/P53	10	M3	M4	M5	35	20	10	11.5	9.7	8.7
	VUVS-L20-M52										
	VUVS-L20-M32										

Type		H7	H8	L1	L2	L3	L4	L5	L6	L7		
VAME-B10-20-W	VUVS-L20-B52/P53	22.7	17.7	50	40	20	87.5	87.5	56.9	56.9		
	VUVS-L20-M52										53.7	-
	VUVS-L20-M32										23.3	-

Solenoid valves VUVS-L, size 20

Accessories

★ Core product range

Ordering data				
	Code	Valve function	Part no.	Type
3/2-way valve with solenoid coil (24 V DC)				
	Monostable, normally closed, type C			
	M32C-A	Pneumatic spring return, internal pilot air supply, direction of flow not reversible	★ 575269	VUVS-L20-M32C-AD-G18-F7-1C1
	M32C-M	Mechanical spring return, internal pilot air supply, direction of flow not reversible	★ 575274	VUVS-L20-M32C-MD-G18-F7-1C1
5/2-way valve with solenoid coil (24 V DC)				
	Single solenoid, type C			
	M52-A	Pneumatic spring return, internal pilot air supply, direction of flow not reversible	★ 575263	VUVS-L20-M52-AD-G18-F7-1C1
	M52-M	Mechanical spring return, internal pilot air supply, direction of flow not reversible	★ 575264	VUVS-L20-M52-MD-G18-F7-1C1
	Bistable, type C			
	B52	Internal pilot air supply, direction of flow not reversible	★ 575265	VUVS-L20-B52-D-G18-F7-1C1
5/3-way valve with solenoid coil (24 V DC)				
	Mid-position closed, type C			
	P53C	Mechanical spring return, internal pilot air supply, direction of flow not reversible	★ 575268	VUVS-L20-P53C-MD-G18-F7-1C1

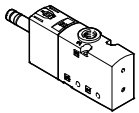
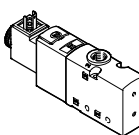
Festo core product range

★ Generally ready for shipping ex works in 24 hours

☆ Generally ready for shipping ex works in 5 days


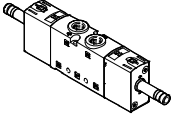
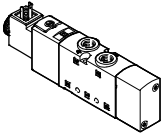
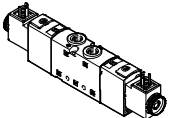
Solenoid valves VUVS-L, size 20

Accessories

Ordering data			
	Code	Valve function	Part no. Type
3/2-way valve without solenoid coil			
	Monostable, normally closed		
	M32C-A	Pneumatic spring return, internal pilot air supply, direction of flow not reversible	575255 VUVS-L20-M32C-AD-G18-F7
		Pneumatic spring return, external pilot air supply, direction of flow reversible	575257 VUVS-L20-M32C-AZD-G18-F7
	M32C-M	Mechanical spring return, internal pilot air supply, direction of flow not reversible	575260 VUVS-L20-M32C-MD-G18-F7
		Mechanical spring return, external pilot air supply, direction of flow reversible	575259 VUVS-L20-M32C-MZD-G18-F7
	Monostable, normally open		
	M32U-A	Pneumatic spring return, internal pilot air supply, direction of flow not reversible	575256 VUVS-L20-M32U-AD-G18-F7
		Pneumatic spring return, external pilot air supply, direction of flow reversible	575258 VUVS-L20-M32U-AZD-G18-F7
	M32U-M	Mechanical spring return, internal pilot air supply, direction of flow not reversible	575262 VUVS-L20-M32U-MD-G18-F7
		Mechanical spring return, external pilot air supply, direction of flow reversible	575261 VUVS-L20-M32U-MZD-G18-F7
3/2-way valve with solenoid coil (24 V DC)			
	Monostable, normally closed, type C		
	M32C-A	Pneumatic spring return, external pilot air supply, direction of flow reversible	575271 VUVS-L20-M32C-AZD-G18-F7-1C1
		M32C-M	Mechanical spring return, external pilot air supply, direction of flow reversible
	Monostable, normally open, type C		
	M32U-A	Pneumatic spring return, internal pilot air supply, direction of flow not reversible	575270 VUVS-L20-M32U-AD-G18-F7-1C1
		Pneumatic spring return, external pilot air supply, direction of flow reversible	575272 VUVS-L20-M32U-AZD-G18-F7-1C1
	M32U-M	Mechanical spring return, internal pilot air supply, direction of flow not reversible	575276 VUVS-L20-M32U-MD-G18-F7-1C1
		Mechanical spring return, external pilot air supply, direction of flow reversible	575275 VUVS-L20-M32U-MZD-G18-F7-1C1


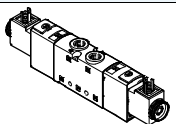
Solenoid valves VUVS-L, size 20

Accessories

Ordering data				
	Code	Valve function	Part no.	Type
5/2-way valve without solenoid coil				
	Monostable			
	M52-A	Pneumatic spring return, internal pilot air supply, direction of flow not reversible	575249	VUVS-L20-M52-AD-G18-F7
		Pneumatic spring return, external pilot air supply, direction of flow reversible	575675	VUVS-L20-M52-AZD-G18-F7
	M52-M	Mechanical spring return, internal pilot air supply, direction of flow not reversible	575250	VUVS-L20-M52-MD-G18-F7
Mechanical spring return, external pilot air supply, direction of flow reversible		575679	VUVS-L20-M52-MZD-G18-F7	
	Bistable			
	B52	Internal pilot air supply, direction of flow not reversible	575251	VUVS-L20-B52-D-G18-F7
External pilot air supply, direction of flow reversible		575682	VUVS-L20-B52-ZD-G18-F7	
5/2-way valve with solenoid coil (24 V DC)				
	Single solenoid, type C			
	M52-A	Pneumatic spring return, external pilot air supply, direction of flow reversible	575676	VUVS-L20-M52-AZD-G18-F7-1C1
	M52-M	Mechanical spring return, external pilot air supply, direction of flow reversible	575680	VUVS-L20-M52-MZD-G18-F7-1C1
	Bistable, type C			
	B52	external pilot air supply, direction of flow reversible	575683	VUVS-L20-B52-ZD-G18-F7-1C1

Solenoid valves VUVS-L, size 20






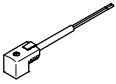

Accessories

Ordering data				
	Code	Valve function	Part no. Type	
5/3-way valve without solenoid coil				
	Mid-position closed			
	P53C	Mechanical spring return, internal pilot air supply, direction of flow not reversible	575254	VUVS-L20-P53C-MD-G18-F7
		Mechanical spring return, external pilot air supply, direction of flow reversible	575685	VUVS-L20-P53C-MZD-G18-F7
	Mid-position exhausted			
	P53E	Mechanical spring return, internal pilot air supply, direction of flow not reversible	575252	VUVS-L20-P53E-MD-G18-F7
		Mechanical spring return, external pilot air supply, direction of flow reversible	575691	VUVS-L20-P53E-MZD-G18-F7
	Mid-position pressurised			
	P53U	Mechanical spring return, internal pilot air supply, direction of flow not reversible	575253	VUVS-L20-P53U-MD-G18-F7
		Mechanical spring return, external pilot air supply, direction of flow reversible	575688	VUVS-L20-P53U-MZD-G18-F7
	5/3-way valve with solenoid coil (24 V DC)			
	Mid-position closed, type C			
	P53C	Mechanical spring return, external pilot air supply, direction of flow reversible	575686	VUVS-L20-P53C-MZD-G18-F7-1C1
	Mid-position exhausted, type C			
	P53E	Mechanical spring return, internal pilot air supply, direction of flow not reversible	575266	VUVS-L20-P53E-MD-G18-F7-1C1
		Mechanical spring return, external pilot air supply, direction of flow reversible	575692	VUVS-L20-P53E-MZD-G18-F7-1C1
	Mid-position pressurised, type C			
	P53U	Mechanical spring return, internal pilot air supply, direction of flow not reversible	575267	VUVS-L20-P53U-MD-G18-F7-1C1
		Mechanical spring return, external pilot air supply, direction of flow reversible	575689	VUVS-L20-P53U-MZD-G18-F7-1C1

Solenoid valves VUVS-L, size 20

FESTO

Accessories

Ordering data										
Description			Part no.	Type						
Solenoid coils for valves										
	Plug pattern type C, to DIN EN 175301-803		12 V DC	8025331	VACS-C-C1-5					
			24 V DC	8025330	VACS-C-C1-1					
			48 V DC	8025336	VACS-C-C1-7					
			24 V AC/50-60 Hz	8025335	VACS-C-C1-1A					
			48 V AC/50-60 Hz	8025337	VACS-C-C1-7A					
			110/120 V AC/50-60 Hz	8025334	VACS-C-C1-16B					
			230/240 V AC/50-60 Hz	8025338	VACS-C-C1-3W					
Seal set										
	For valves in order to guarantee protection class IP67		2643771	VAMC-B10-C-B-S8						
Cover cap										
	For manual override, non-detenting or covered		8028240	VAMC-B10-20-CH2						
Plug socket										
	Connection pattern type C, to DIN EN 175301-803		3-pin, screw terminal	Cable fitting M12	0 ... 250 V AC/DC	IP65	539712	MSSD-EB-M12		
				Kabelverschraubung Pg7			★ 151687	MSSD-EB		
			4-pin, insulation displacement connector	Kabelverschraubung M14	0 ... 250 V AC/DC	IP67	192745		MSSD-EB-S-M14	
							570367		MSSD-EB-M12-24VDC-SD-EX	
3-pin, socket angled	Cable fitting M12	0 ... 24 V DC	IP65							
Adapters										
	Socket, type C, to EN 175301-803	Plug connector M12x1, 2-pin, A-coded	12 ... 24 V AC/DC	IP65	188024	MSSD-EB-M12-MONO				
Plug socket with cable										
	Connection pattern type C, to DIN EN 175301-803		24 V DC	LED	2,5 m	★ 151688	KMEB-1-24-2,5-LED			
					5 m	151689	KMEB-1-24-5-LED			
					10 m	193457	KMEB-1-24-10-LED			
			230 V AC	-	2,5 m	151690	KMEB-1-230AC-2,5			
					5 m	151691	KMEB-1-230AC-5			
Illuminating seal										
	Connection pattern type C, to DIN EN 175301-803		24 V DC			151717	MEB-LD-12-24DC			
			230 V AC			151718	MEB-LD-230AC			

Festo core product range







★ Generally ready for shipping ex works in 24 hours

☆ Generally ready for shipping ex works in 5 days

Solenoid valves VUVS-L, size 20

Accessories

FESTO

Ordering data					
	Description		Part no.	Type	PE ¹⁾
Push-in fitting with internal hex					
	Connecting thread M5 for tubing O.D.	4 mm	★ 153315	QSM-M5-4-I	10
	Connecting thread G1/8 for tubing O.D.	4 mm	★ 186106	QS-G1/8-4-I	10
			133008	QS-G1/8-4-I-100	100
		6 mm	★ 186107	QS-G1/8-6-I	10
			133009	QS-G1/8-6-I-100	100
		8 mm	★ 186109	QS-G1/8-8-I	10
133010			QS-G1/8-8-I-100	100	
Angled push-in fitting with external hex					
	Connecting thread G1/8 for tubing O.D.	4 mm	★ 186116	QSL-G1/8-4	10
			132048	QSL-G1/8-4-100	100
		6 mm	★ 186117	QSL-G1/8-6	10
			132049	QSL-G1/8-6-100	100
		8 mm	★ 186119	QSL-G1/8-8	10
			132050	QSL-G1/8-8-50	50
Angled push-in fitting, long, with external hex					
	Connecting thread G1/8 for tubing O.D.	4 mm	186127	QSL-G1/8-4	10
			133015	QSL-G1/8-4-100	100
		6 mm	186128	QSL-G1/8-6	10
			133016	QSL-G1/8-6-100	100
		8 mm	186130	QSL-G1/8-8	10
			133017	QSL-G1/8-8-100	100
Silencer					
	With connecting thread G, polymer design	G1/8	★ 2307	U-1/8	1
			534222	U-1/8-50	50
	With connecting thread G, metal design	G1/8	★ 6841	U-1/8-B	1
	With connecting thread G, sinter design, long	G1/8	★ 1205860	AMTE-M-LH-G18	20

1) Packaging unit quantity

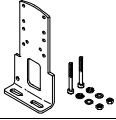
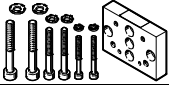


Festo core product range

★ Generally ready for shipping ex works in 24 hours

☆ Generally ready for shipping ex works in 5 days

Solenoid valves VUVS-L, size 20


Accessories


Ordering data				
	Description	Weight [g]	Part no.	Type
Foot mounting				
	With screw set for attaching the valve to the foot mounting	97	576412	VAME-B10-20-A
Wall mounting				
	With screw set for mounting the valve on the wall mounting	53	576413	VAME-B10-20-W
Set of spare parts				
	Set comprising seals and screws	10	8026203	VAME-B10-20-MK
Inscription label				
	40 pieces in frame	-	565306	ASLR-C-E4


Solenoid valves VUVS-L, size 25


FESTO

Data sheet

-  Flow rate
Up to 1300 l/min

-  Valve width
26.5 mm

-  Voltage
12, 24 V DC
24, 110, 120, 230, 240 V AC



General technical data							
Valve function	3/2-way valve		5/2-way valve		5/3-way valve		
Order code for valves	M32C	M32U	M52	B52	P53C	P53U	P53E
Valve width [mm]	26.5						
Nominal width [mm]	6.3		6.9		6.5		6.3
Design	Piston spool						
Flow direction	Reversible with external pilot air supply						
Pilot air supply	Internal or external						
Type of control	Piloted						
Manual override	Non-detenting, detenting						
Overlap	Positive overlap						
Sealing principle	Soft						
Type of mounting	Optionally via through-hole or on manifold rail						
Standard nominal flow rate q _{nN} [l/min]	1000		1300		1300		1200
Type of actuation	Electrical						
Mounting position	Optional						
Exhaust function	With flow control						
Pneumatic port 1, 2, 3	G1/4	G1/4	G1/4	G1/4	G1/4	G1/4	G1/4
4, 5	-	-	G1/4	G1/4	G1/4	G1/4	G1/4
Pilot air port 12/14	M5						
Pilot exhaust air port 82/84	M5						

ATEX	
Type	VUVS-L-...-EX2
ATEX category for gas	II 3G
Type of ignition protection for gas	Ex ec IIC T4 X Gc
ATEX category for dust	II 3D
Type of ignition protection for dust	Ex tc IIIC T115°C X Dc
Explosion-proof ambient temperature rating [°C]	10°C ≤ Ta ≤ +60°C
CE marking (see declaration of conformity)	To EU Explosion Protection Directive (ATEX)
CE marking (see declaration of conformity)	To EU Explosion Protection Directive (ATEX)

Solenoid valves VUVS-L, size 25

Data sheet

Technical data – 3/2-way valves					
Order code for valves		M32C		M32U	
Normal position		Closed		Open	
Stable position		Monostable		Monostable	
Reset method		Pneumatic spring	Mechanical spring	Pneumatic spring	Mechanical spring
Switching times in [ms]	On	13	11	12	11
	Off	26	40	26	39
	Change-over	–	–	–	–
Product weight excluding solenoid coil	[g]	244	244	244	244
Product weight including solenoid coil	[g]	297	297	297	297

Technical data – 5/2-way valves			
Order code for valves		M52	B52
Normal position		–	–
Stable position		Monostable	Bistable
Reset method		Pneumatic spring	Mechanical spring
Switching times in [ms]	On	19	12
	Off	35	47
	Change-over	–	–
Product weight excluding solenoid coil	[g]	311	322
Product weight including solenoid coil	[g]	363	428

Technical data – 5/3-way valves				
Order code for valves		P53C	P53U	P53E
Normal position/mid-position		Closed	Pressurised	Exhausted
Stable position		Monostable		
Reset method		Mechanical spring		
Switching times in [ms]	On	13	14	14
	Off	42	48	48
	Change-over	26	25	25
Product weight excluding solenoid coil	[g]	324	324	324
Product weight including solenoid coil	[g]	430	430	430

Safety data		
Max. positive test pulse 0 signal	[µs]	2000 (valves with VACF-B-...-1)
Max. negative test pulse 1 signal	[µs]	3600 (valves with VACF-B-...-1)
Shock resistance	Shock test with severity level 2 to FN 942017-5 and EN 60068-2-27	
Vibration resistance	Transport application test with severity level 2 to FN 942017-4 and EN 60068-2-6	

Solenoid valves VUVS-L, size 25

Data sheet

Operating and environmental conditions				
Order code for valves	M32	M52	B52	P53
Operating medium	Compressed air to ISO 8573-1:2010 [7:4:4]			
Pilot medium	Compressed air to ISO 8573-1:2010 [7:4:4]			
Note on operating/pilot medium	Lubricated operation possible (in which case lubricated operation will always be required)			
Operating pressure with internal pilot air supply [bar]	2.5 ... 10		1.5 ... 10	2.5 ... 10
Operating pressure with external pilot air supply [bar]	-0.9 ... +10			
Pilot pressure [bar]	2.5 ... 10		1.5 ... 10	2.5 ... 10
Ambient temperature [°C]	-10 ... +60			
Temperature of medium [°C]	-10 ... +60			
Approval	c UL us - Recognized (OL)			
Maritime classification ¹⁾	See certificate (only for VUVS-...-F8 and VUVS-...-F8-...-B2)			
Corrosion resistance class CRC ²⁾	2			

1) Additional information www.festo.com/sp → Certificates.

2) Corrosion resistance class CRC 2 to Festo standard FN 940070

Moderate corrosion stress. Indoor applications in which condensation may occur. External visible parts with primarily decorative requirements for the surface and which are in direct contact with the ambient atmosphere typical for industrial applications.

Electrical		
	With solenoid coil	Without solenoid coil
Electrical connection	Plug connector type C, plug connector type B	
Operating voltage	[V DC]	Via solenoid coil → Internet: vacf
	[V AC]	
Permissible voltage fluctuations [%]	10	
Power (24V DV) [W]	3.3	
Duty cycle [%]	100	
Degree of protection to EN 60529	IP65 with plug socket	

Materials	
Housing	Die-cast aluminium
Seals	HNBR, NBR
Piston spool	Wrought aluminium alloy
Screws in	Galvanised steel
Note on materials	RoHS-compliant

Solenoid valves VUVS-L, size 25

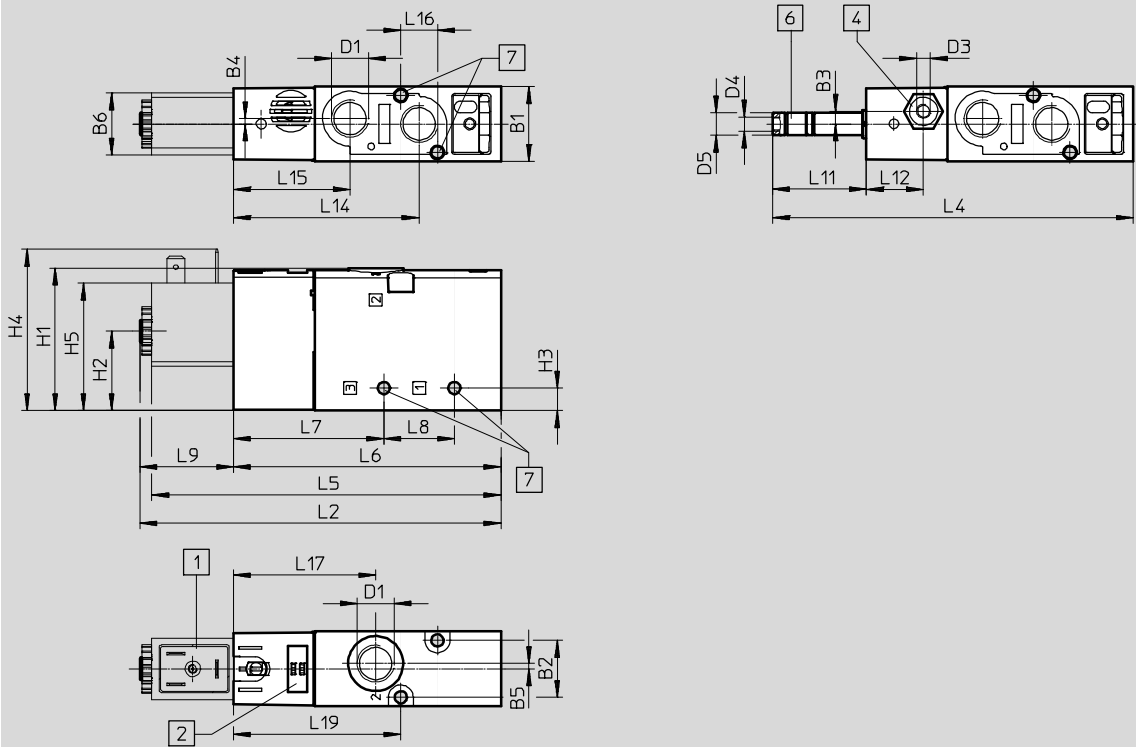
Data sheet

Dimensions

Download CAD data → www.festo.com

3/2-way valves, with solenoid coil

3/2-way valves, without solenoid coil



- 1 Solenoid coil interface type B/type C
- 2 Location for inscription label
- 4 Port 10/12 for pilot air supply
- 6 Port 82 for pilot exhaust air
- 7 For screw M4

Type	B1	B2	B3	B4	B5	B6	D1	D3	D4	D5	H1	H2	H3	H4	H5
VUVS-L25-M32...-D-G14-...	26.5	20.2	-	1.9	1.9	22	G1/4	-	M5	8	50.5	28.2	8	57.2	45.2
VUVS-L25-M32...-ZD-G14-...			4.5					M5							

Type	L2	L4	L5	L6	L7	L8	L9	L11	L12	L14	L15	L16	L17	L19
VUVS-L25-M32...-D-G14-...	129.2	128.1	123.8	94.8	53.3	25	34.4	33.3	-	65.8	41.3	13	50.4	59.3
VUVS-L25-M32...-ZD-G14-...									20.3					

Solenoid valves VUVS-L, size 25

Data sheet

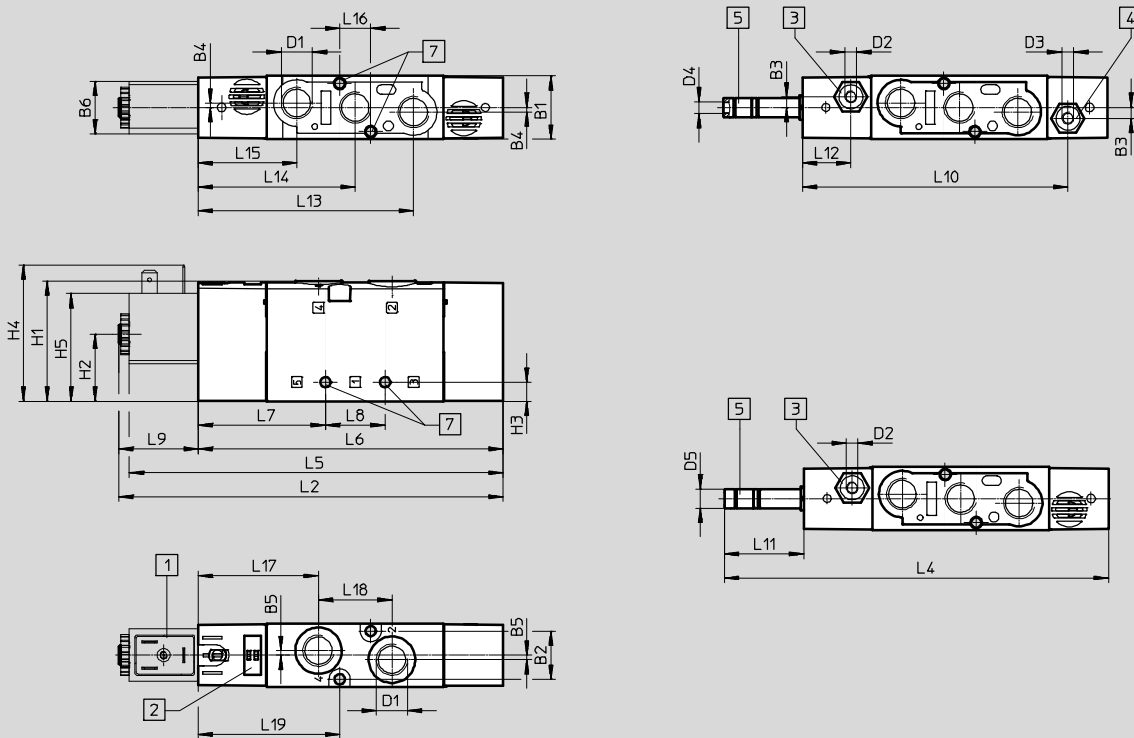


Dimensions

Download CAD data → www.festo.com

5/2-way single solenoid valves, with solenoid coil

5/2-way single solenoid valves, without solenoid coil



- 1 Solenoid coil interface type B/type C
- 2 Location for inscription label
- 3 Port 14 for pilot air supply
- 4 Port 12 for pilot air supply
- 5 Port 84 for pilot exhaust air
- 7 For screw M4

Type	B1	B2	B3	B4	B5	B6	D1	D2	D3	D4	D5	H1	H2	H3	H4	H5
VUVS-L25-M52-...D-G14-...	26.5	20.2	-	1.9	1.9	22	G1/4	-	-	M5	8	50.5	28.2	8	57.2	45.2
VUVS-L25-M52-...ZD-G14-...			4.5					M5	M5							

Type	L2	L4	L5	L6	L7	L8	L9	L10	L11	L12	L13	L14	L15	L16	L17	L18	L19
VUVS-L25-M52-...D-G14-...	162.2	161.1	156.8	127.8	53.3	25	34.4	-	33.3	-	90.3	65.8	41.3	13	50.4	30.8	59.3
VUVS-L25-M52-...ZD-G14-...								111.3		20.3							

Solenoid valves VUVS-L, size 25

Data sheet



Dimensions

Download CAD data → www.festo.com

5/3-way valves and 5/2-way valves, double solenoid, with solenoid coil

5/3-way valves and 5/2-way valves, double solenoid, without solenoid coil

1 Solenoid coil interface type B/type C
 2 Location for inscription label
 3 Port 14 for pilot air supply
 4 Port 12 for pilot air supply
 5 Port 84 for pilot exhaust air
 6 Port 82 for pilot exhaust air
 7 For screw M4

Type	B1	B2	B3	B4	B5	B6	D1	D2	D3	D4	D5 ∅	H1
VUVS-L25-P53...-MD-G14-...	26.5	20.2	-	1.9	1.9	22	G1/4	-	-	M5	8	50.5
VUVS-L25-P53...-MZD-G14-...			4.5					M5	M5			
VUVS-L25-B52-D-G14-...			-					-	-			
VUVS-L25-B52-ZD-G14-...			4.5					M5	M5			

Type	H2	H3	H4	H5	L1	L2	L3	L4	L5	L6	L7	L8
VUVS-L25-P53...-MD-G14-...	28.2	8	57.2	45.2	200.3	166	198.2	164.9	160.6	131.6	53.3	25
VUVS-L25-P53...-MZD-G14-...												
VUVS-L25-B52-D-G14-...												
VUVS-L25-B52-ZD-G14-...												

Type	L9	L10	L11	L12	L13	L14	L15	L16	L17	L18	L19
VUVS-L25-P53...-MD-G14-...	33.3	-	33.3	-	90.3	65.8	41.3	13	50.4	30.8	59.3
VUVS-L25-P53...-MZD-G14-...		111.3		20.3							
VUVS-L25-B52-D-G14-...		-		-							
VUVS-L25-B52-ZD-G14-...		111.3		20.3							

Solenoid valves VUVS-L, size 25

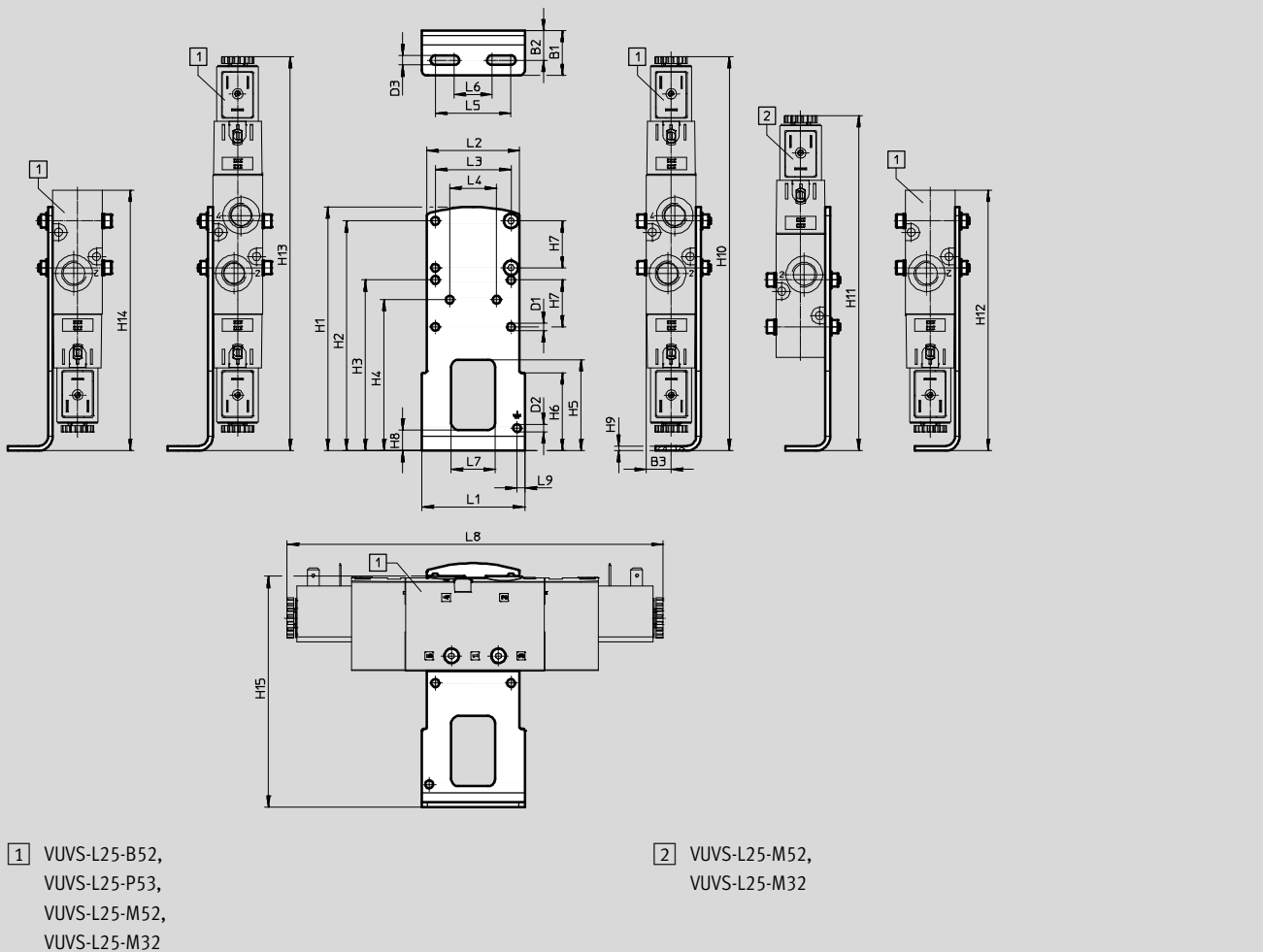
Accessories



Dimensions

Download CAD data → www.festo.com

Foot mounting



Type		B1	B2	B3	D1 Ø	D2 Ø	D3	H1	H2	H3	H4
VAME-B10-25-A	VUVS-L20-B52/P53	24	15.8	13.3	4.2	4.2	5.2	130	122.5	91	80.5
	VUVS-L20-M52										
	VUVS-L20-M32										

Type		H5	H6	H7	H8	H9	H10	H11	H12	H13	H14		
VAME-B10-25-A	VUVS-L20-B52/P53	48.5	41.5	25	11	2.5	210.2	-	210.2	210.2	210.2		
	VUVS-L20-M52							178.7				172	172
	VUVS-L20-M32							138.9				138.9	138.9

Type		H15	L1	L2	L3	L4	L5	L6	L7	L8	L9
VAME-B10-25-A	VUVS-L20-B52/P53	123	55	49.4	40.4	25	40	20	23.5	200.3	4.1
	VUVS-L20-M52									162.2	
	VUVS-L20-M32									129	

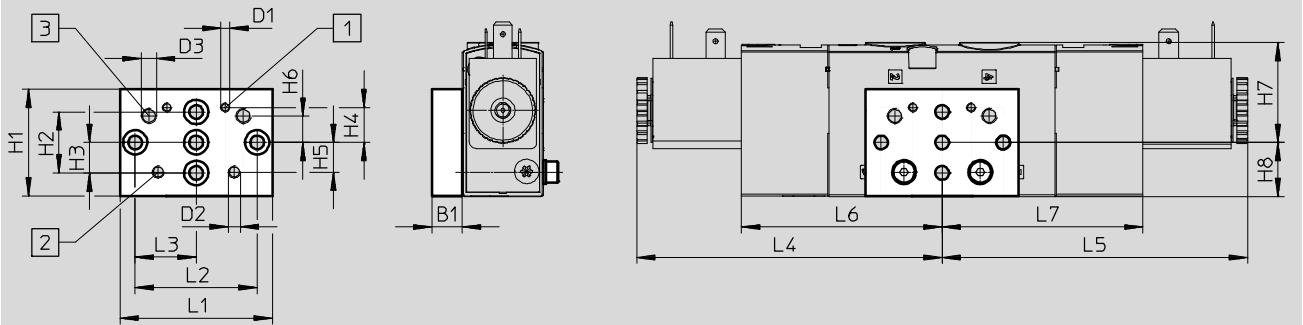
Solenoid valves VUVS-L, size 25

Accessories

Dimensions

Download CAD data → www.festo.com

Wall mounting



- 1 Mounting hole for size 20
- 2 Mounting hole size 25
- 3 Mounting hole for size 30

Type		B1	D1	D2	D3	H1	H2	H3	H4	H5	H6
VAME-B10-20-W	VUVS-L25-B52/P53	10	M3	M4	M5	35	20	10	11.5	9.7	8.7
	VUVS-L25-M52										
	VUVS-L25-M32										

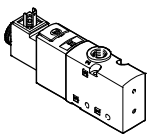
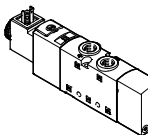
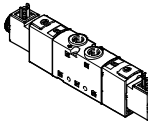
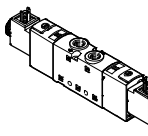
Type		H7	H8	L1	L2	L3	L4	L5	L6	L7
VAME-B10-20-W	VUVS-L25-B52/P53	32.8	17.7	50	40	20	100.2	100.2	65.8	65.8
	VUVS-L25-M52									
	VUVS-L25-M32									

Solenoid valves VUVS-L, size 25

FESTO

Accessories

★ Core product range

Ordering data			
	Code	Valve function	Part no. Type
3/2-way valve with solenoid coil (24 V DC)			
	Monostable, normally closed, type C		
	M32C-A	Pneumatic spring return, internal pilot air supply, direction of flow not reversible	★ 575475 VUVS-L25-M32C-AD-G14-F8-1C1
	M32C-M	Mechanical spring return, internal pilot air supply, direction of flow not reversible	★ 575477 VUVS-L25-M32C-MD-G14-F8-1C1
5/2-way valve with solenoid coil (24 V DC)			
	Single solenoid, type C		
	M52-A	Pneumatic spring return, internal pilot air supply, direction of flow not reversible	★ 575503 VUVS-L25-M52-AD-G14-F8-1C1
	M52-M	Mechanical spring return, internal pilot air supply, direction of flow not reversible	★ 575511 VUVS-L25-M52-MD-G14-F8-1C1
	Bistable, type C		
	B52	Internal pilot air supply, direction of flow not reversible	★ 575518 VUVS-L25-B52-D-G14-F8-1C1
5/3-way valve with solenoid coil (24 V DC)			
	Mid-position closed, type C		
	P53C	Mechanical spring return, internal pilot air supply, direction of flow not reversible	★ 575525 VUVS-L25-P53C-MD-G14-F8-1C1

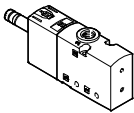
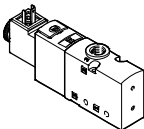
Festo core product range

★ Generally ready for shipping ex works in 24 hours

☆ Generally ready for shipping ex works in 5 days


Solenoid valves VUVS-L, size 25

Accessories

Ordering data				
	Code	Valve function	Part no.	Type
3/2-way valve without solenoid coil				
	Monostable, normally closed			
	M32C-A	Pneumatic spring return, internal pilot air supply, direction of flow not reversible	575471	VUVS-L25-M32C-AD-G14-F8
		Pneumatic spring return, external pilot air supply, direction of flow reversible	575472	VUVS-L25-M32C-AZD-G14-F8
	M32C-M	Mechanical spring return, internal pilot air supply, direction of flow not reversible	575473	VUVS-L25-M32C-MD-G14-F8
		Mechanical spring return, external pilot air supply, direction of flow reversible	575474	VUVS-L25-M32C-MZD-G14-F8
	Monostable, normally open			
	M32U-A	Pneumatic spring return, internal pilot air supply, direction of flow not reversible	575486	VUVS-L25-M32U-AD-G14-F8
		Pneumatic spring return, external pilot air supply, direction of flow reversible	575487	VUVS-L25-M32U-AZD-G14-F8
	M32U-M	Mechanical spring return, internal pilot air supply, direction of flow not reversible	575488	VUVS-L25-M32U-MD-G14-F8
		Mechanical spring return, external pilot air supply, direction of flow reversible	575489	VUVS-L25-M32U-MZD-G14-F8
3/2-way valve with solenoid coil (24 V DC)				
	Monostable, normally closed, type C			
	M32C-A	Pneumatic spring return, external pilot air supply, direction of flow reversible	575476	VUVS-L25-M32C-AZD-G14-F8-1C1
		M32C-M	Mechanical spring return, external pilot air supply, direction of flow reversible	575478
	Single solenoid, normally closed, type B			
	M32C-A	Pneumatic spring return, internal pilot air supply, direction of flow not reversible	575479	VUVS-L25-M32C-AD-G14-F8-1B2
		Pneumatic spring return, external pilot air supply, direction of flow reversible	575480	VUVS-L25-M32C-AZD-G14-F8-1B2
	M32C-M	Mechanical spring return, internal pilot air supply, direction of flow not reversible	575481	VUVS-L25-M32C-MD-G14-F8-1B2
		Mechanical spring return, external pilot air supply, direction of flow reversible	575482	VUVS-L25-M32C-MZD-G14-F8-1B2

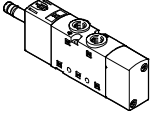
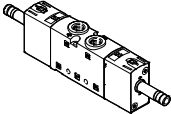
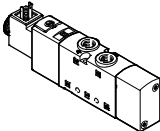
Solenoid valves VUVS-L, size 25

Accessories

Ordering data			
	Code	Valve function	Part no. Type
3/2-way valve with solenoid coil (24 V DC)			
	Monostable, normally open, type C		
	M32U-A	Pneumatic spring return, internal pilot air supply, direction of flow not reversible	575490 VUVS-L25-M32U-AD-G14-F8-1C1
	M32U-A	Pneumatic spring return, external pilot air supply, direction of flow reversible	575491 VUVS-L25-M32U-AZD-G14-F8-1C1
	M32U-M	Mechanical spring return, internal pilot air supply, direction of flow not reversible	575492 VUVS-L25-M32U-MD-G14-F8-1C1
	M32U-M	Mechanical spring return, external pilot air supply, direction of flow reversible	575493 VUVS-L25-M32U-MZD-G14-F8-1C1
	Monostable, normally open, type B		
	M32U-A	Pneumatic spring return, internal pilot air supply, direction of flow not reversible	575494 VUVS-L25-M32U-AD-G14-F8-1B2
		Pneumatic spring return, external pilot air supply, direction of flow reversible	575495 VUVS-L25-M32U-AZD-G14-F8-1B2
	M32U-M	Mechanical spring return, internal pilot air supply, direction of flow not reversible	575496 VUVS-L25-M32U-MD-G14-F8-1B2
		Mechanical spring return, external pilot air supply, direction of flow reversible	575497 VUVS-L25-M32U-MZD-G14-F8-1B2

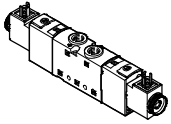

Solenoid valves VUVS-L, size 25

Accessories

Ordering data				
	Code	Valve function	Part no.	Type
5/2-way valve without solenoid coil				
	Monostable			
	M52-A	Pneumatic spring return, internal pilot air supply, direction of flow not reversible	575501	VUVS-L25-M52-AD-G14-F8
		Pneumatic spring return, external pilot air supply, direction of flow reversible	575502	VUVS-L25-M52-AZD-G14-F8
	M52-M	Mechanical spring return, internal pilot air supply, direction of flow not reversible	575509	VUVS-L25-M52-MD-G14-F8
		Mechanical spring return, external pilot air supply, direction of flow reversible	575510	VUVS-L25-M52-MZD-G14-F8
		Bistable		
B52		Internal pilot air supply, direction of flow not reversible	575516	VUVS-L25-B52-D-G14-F8
		External pilot air supply, direction of flow reversible	575517	VUVS-L25-B52-ZD-G14-F8
5/2-way valve with solenoid coil (24 V DC)				
	Single solenoid, type C			
	M52-A	Pneumatic spring return, external pilot air supply, direction of flow reversible	575504	VUVS-L25-M52-AZD-G14-F8-1C1
		M52-M	Mechanical spring return, external pilot air supply, direction of flow reversible	575512
	Single solenoid, type B			
	M52-A	Pneumatic spring return, internal pilot air supply, direction of flow not reversible	575505	VUVS-L25-M52-AD-G14-F8-1B2
		Pneumatic spring return, external pilot air supply, direction of flow reversible	575506	VUVS-L25-M52-AZD-G14-F8-1B2
	M52-M	Mechanical spring return, internal pilot air supply, direction of flow not reversible	575513	VUVS-L25-M52-MD-G14-F8-1B2
		Mechanical spring return, external pilot air supply, direction of flow reversible	575514	VUVS-L25-M52-MZD-G14-F8-1B2

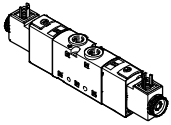
Solenoid valves VUVS-L, size 25

Accessories

Ordering data			
	Code	Valve function	Part no. Type
5/2-way valve with solenoid coil (24 V DC)			
	Double solenoid, type C		
	B52	external pilot air supply, direction of flow reversible	575519 VUVS-L25-B52-ZD-G14-F8-1C1
	Double solenoid, type B		
	B52	Internal pilot air supply, direction of flow not reversible	575520 VUVS-L25-B52-D-G14-F8-1B2
		external pilot air supply, direction of flow reversible	575521 VUVS-L25-B52-ZD-G14-F8-1B2
5/3-way valve without solenoid coil			
	Mid-position closed		
	P53C	Mechanical spring return, internal pilot air supply, direction of flow not reversible	575523 VUVS-L25-P53C-MD-G14-F8
		Mechanical spring return, external pilot air supply, direction of flow reversible	575524 VUVS-L25-P53C-MZD-G14-F8
	Mid-position exhausted		
	P53E	Mechanical spring return, internal pilot air supply, direction of flow not reversible	575537 VUVS-L25-P53E-MD-G14-F8
		Mechanical spring return, external pilot air supply, direction of flow reversible	575538 VUVS-L25-P53E-MZD-G14-F8
	Mid-position pressurised		
	P53U	Mechanical spring return, internal pilot air supply, direction of flow not reversible	575530 VUVS-L25-P53U-MD-G14-F8
Mechanical spring return, external pilot air supply, direction of flow reversible		575531 VUVS-L25-P53U-MZD-G14-F8	

Solenoid valves VUVS-L, size 25




Accessories

Ordering data				
	Code	Valve function	Part no.	Type
5/3-way valve with solenoid coil (24 V DC)				
	Mid-position closed, type C			
	P53C	Mechanical spring return, external pilot air supply, direction of flow reversible	575526	VUVS-L25-P53C-MZD-G14-F8-1C1
	Mid-position exhausted, type C			
	P53E	Mechanical spring return, internal pilot air supply, direction of flow not reversible	575539	VUVS-L25-P53E-MD-G14-F8-1C1
		Mechanical spring return, external pilot air supply, direction of flow reversible	575540	VUVS-L25-P53E-MZD-G14-F8-1C1
	Mid-position pressurised, type C			
	P53U	Mechanical spring return, internal pilot air supply, direction of flow not reversible	575532	VUVS-L25-P53U-MD-G14-F8-1C1
		Mechanical spring return, external pilot air supply, direction of flow reversible	575533	VUVS-L25-P53U-MZD-G14-F8-1C1
	Mid-position closed, type B			
	P53C	Mechanical spring return, internal pilot air supply, direction of flow not reversible	575527	VUVS-L25-P53C-MD-G14-F8-1B2
		Mechanical spring return, external pilot air supply, direction of flow reversible	575528	VUVS-L25-P53C-MZD-G14-F8-1B2
	Mid-position exhausted, type B			
	P53E	Mechanical spring return, internal pilot air supply, direction of flow not reversible	575541	VUVS-L25-P53E-MD-G14-F8-1B2
		Mechanical spring return, external pilot air supply, direction of flow reversible	575542	VUVS-L25-P53E-MZD-G14-F8-1B2
	Mid-position pressurised, type B			
	P53U	Mechanical spring return, internal pilot air supply, direction of flow not reversible	575534	VUVS-L25-P53U-MD-G14-F8-1B2
Mechanical spring return, external pilot air supply, direction of flow reversible		575535	VUVS-L25-P53U-MZD-G14-F8-1B2	

Solenoid valves VUVS-L, size 25



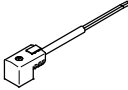

Accessories

FESTO

Ordering data				
	Description		Part no.	Type
Solenoid coils for valves				
	Connection pattern type C, to DIN EN 175301-803	12 V DC	8030810	VACF-B-C1-5
		24 V DC	8030811	VACF-B-C1-1
		48 V DC	8030812	VACF-B-C1-7
		24 V AC/50-60 Hz	8030813	VACF-B-C1-1A
		48 V AC/50-60 Hz	8030814	VACF-B-C1-7A
		110/120 V AC/50-60 Hz	8030815	VACF-B-C1-16B
		230/240 V AC/50-60 Hz	8030817	VACF-B-C1-3W
	Connection pattern type B, industry standard	12 V DC	8030801	VACF-B-B2-5
		24 V DC	8030802	VACF-B-B2-1
		48 V DC	8030803	VACF-B-B2-7
		24 V AC/50-60 Hz	8030804	VACF-B-B2-1A
		48 V AC/50-60 Hz	8030805	VACF-B-B2-7A
		110/120 V AC/50-60 Hz	8030806	VACF-B-B2-16B
		230/240 V AC/50-60 Hz	8030808	VACF-B-B2-3W
Seal-SET for solenoid coil				
	Connection pattern type C to guarantee protection class IP67		2643771	VAMC-B10-C-B-S8
	Connection pattern type B to guarantee protection class IP67		8034609	VAMC-B10-B-B-S8
Cover cap				
	For manual override, non-detenting or covered		8028240	VAMC-B10-20-CH2

Solenoid valves VUVS-L, size 25

Accessories

Ordering data						
Description					Part no.	Type
Plug socket						
	Connection pattern type C, to DIN EN 175301-803					
	3-pin, screw terminal	Cable fitting M12	0 ... 250 V AC/DC	IP65	539712	MSSD-EB-M12
		Cable fitting Pg7			★ 151687	MSSD-EB
	4-pin, insulation displacement connector	Cable fitting M14	0 ... 250 V AC/DC	IP67	192745	MSSD-EB-S-M14
		Angled plug, 3-pin			Cable fitting M12	0 ... 24 V DC
	Connection pattern type B, industry standard					
	3-pin, screw terminal	Cable fitting M16	0 ... 250 V AC/DC	IP65	539710	MSSD-F-M16
		Cable fitting Pg9			★ 34431	MSSD-F
3-pin, insulation displacement connector	–	0 ... 250 V AC/DC	IP67	192746	MSSD-F-S-M16	
Adapters						
	Socket, type C, to EN 175301-803	Plug connector M12x1, 2-pin, A-coded	12 ... 24 V AC/DC	IP65	188024	MSSD-EB-M12-MONO
Plug socket with cable						
	Connection pattern type C, to DIN EN 175301-803					
	Angled socket, 3-pin Cable, open end, 3-wire	24 V DC	LED	2.5 m	★ 151688	KMEB-1-24-2,5-LED
				5 m	151689	KMEB-1-24-5-LED
				10 m	193457	KMEB-1-24-10-LED
	230 V AC	–	2.5 m	151690	KMEB-1-230AC-2,5	
			5 m	151691	KMEB-1-230AC-5	
			Connection pattern type B, industry standard			
	Angled socket, 3-pin Cable, open end, 3-wire	24 V DC	LED	2.5 m	★ 30935	KMF-1-24DC-2,5-LED
				5 m	30937	KMF-1-24DC-5-LED
				10 m	193458	KMF-1-24-10-LED
230 V AC	–	2.5 m	30936	KMF-1-230AC-2,5		
		5 m	30938	KMF-1-230AC-5		
Illuminating seal						
	Connection pattern type C, to DIN EN 175301-803	24 V DC	151717	MEB-LD-12-24DC		
		230 V AC	151718	MEB-LD-230AC		
	Connection pattern type B, industry standard	24 V DC	19143	MF-LD-12-24DC		
		230 V AC	19144	MF-LD-230AC		

Festo core product range





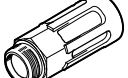

★ Generally ready for shipping ex works in 24 hours

☆ Generally ready for shipping ex works in 5 days

Solenoid valves VUVS-L, size 25

Accessories

FESTO

Ordering data					
	Description		Part no.	Type	PE ¹⁾
Push-in fitting with internal hex					
	Connecting thread M5 for tubing O.D. ∅	4 mm	★ 153315	QSM-M5-4-I	10
	Connecting thread G1/4 for tubing O.D.	6 mm	★ 186108	QS-G1/4-6-I	10
		8 mm	★ 186110	QS-G1/4-8-I	10
		10 mm	★ 186112	QS-G1/4-10-I	10
Angled push-in fitting with external hex					
	Connecting thread G1/4 for tubing O.D.	6 mm	★ 186118	QSL-G1/4-6	10
			★ 132051	QSL-G1/4-6-100	100
	8 mm	★ 186120	QSL-G1/4-8	10	
		★ 132052	QSL-G1/4-8-50	50	
	10 mm	★ 186122	QSL-G1/4-10	10	
★ 132053	QSL-G1/4-10-50	50			
Angled push-in fitting, long, with external hex					
	Connecting thread G1/4 for tubing O.D.	6 mm	186129	QSL-L-G1/4-6	10
		8 mm	186131	QSL-L-G1/4-8	10
		10 mm	186133	QSL-L-G1/4-10	10
Silencer					
	With connecting thread G, polymer design	G1/4	★ 2316	U-1/4	1
			534223	U-1/4-20	20
	With connecting thread G, metal design	G1/4	★ 6842	U-1/4-B	1
	With connecting thread G, sinter design, long	G1/4	★ 1205861	AMTE-M-LH-G14	20

1) Packaging unit quantity

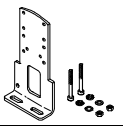
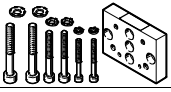
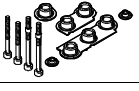

Festo core product range

★ Generally ready for shipping ex works in 24 hours

☆ Generally ready for shipping ex works in 5 days

Solenoid valves VUVS-L, size 25


Accessories


Ordering data				
	Description	Weight [g]	Part no.	Type
Foot mounting				
	With screw set for attaching the valve to the foot mounting	130	2293485	VAME-B10-25-A
Wall mounting				
	With screw set for mounting the valve on the wall mounting	53	576413	VAME-B10-20-W
Set of spare parts				
	Set comprising seals and screws	12	8035636	VAME-B10-25-MK
Inscription label				
	40 pieces in frame	–	565306	ASLR-C-E4


Solenoid valves VUVS-L, size 30


FESTO

Data sheet

-  Flow rate
Up to 2300 l/min

-  Valve width
31 mm

-  Voltage
12, 24 V DC
24, 110, 120, 230, 240 V AC



General technical data							
Valve function	3/2-way valve		5/2-way valve		5/3-way valve		
Order code for valves	M32C	M32U	M52	B52	P53C	P53U	P53E
Valve width [mm]	31						
Nominal width [mm]	9.4				8.9	8.1	
Design	Piston spool						
Flow direction	Reversible with external pilot air supply						
Pilot air supply	Internal or external						
Type of control	Piloted						
Manual override	Non-detenting, detenting						
Overlap	Positive overlap						
Sealing principle	Soft						
Type of mounting	Optionally via through-hole or on manifold rail						
Standard nominal flow rate q _{nN} [l/min]	2300	2300	2300		2000	1600	1600
Type of actuation	Electrical						
Mounting position	Optional						
Exhaust function	With flow control						
Pneumatic port 1, 2, 3	G3/8	G3/8	G3/8	G3/8	G3/8	G3/8	G3/8
4, 5	-	-	G3/8	G3/8	G3/8	G3/8	G3/8
Pilot air port 12/14	G1/8						
Pilot exhaust air port 82/84	M5						

ATEX	
Type	VUVS-L-...-EX2
ATEX category for gas	II 3G
Type of ignition protection for gas	Ex ec IIC T4 X Gc
ATEX category for dust	II 3D
Type of ignition protection for dust	Ex tc IIIC T115°C X Dc
Explosion-proof ambient temperature rating [°C]	10°C ≤ Ta ≤ +60°C
CE marking (see declaration of conformity)	To EU Explosion Protection Directive (ATEX)

Solenoid valves VUVS-L, size 30

Data sheet

Technical data – 3/2-way valves					
Order code for valves		M32C		M32U	
Normal position		Closed		Open	
Stable position		Monostable		Monostable	
Reset method		Pneumatic spring	Mechanical spring	Pneumatic spring	Mechanical spring
Switching times in [ms]	On	19	16	19	15
	Off	36	58	37	57
	Change-over	–	–	–	–
Product weight excluding solenoid coil	[g]	354	354	354	354
Product weight including solenoid coil	[g]	405	405	405	405

Technical data – 5/2-way valves				
Order code for valves		M52		B52
Normal position		–		–
Stable position		Monostable		Bistable
Reset method		Pneumatic spring	Mechanical spring	–
Switching times in [ms]	On	24	17	–
	Off	49	62	–
	Change-over	–	–	13
Product weight excluding solenoid coil	[g]	450	450	464
Product weight including solenoid coil	[g]	500	500	565

Technical data – 5/3-way valves					
Order code for valves		P53C		P53U	P53E
Normal position/midposition		Closed		Pressurised	Exhausted
Stable position		Monostable			
Reset method		Mechanical spring			
Switching times in [ms]	On	17	18	20	
	Off	76	75	74	
	Change-over	39	31	36	
Product weight excluding solenoid coil	[g]	461	461	461	
Product weight including solenoid coil	[g]	562	562	562	

Safety data		
Max. positive test pulse 0 signal	[µs]	2000 (valves with VACF-B-...-1)
Max. negative test pulse 1 signal	[µs]	3600 (valves with VACF-B-...-1)
Shock resistance		Shock test with severity level 2 to FN 942017-5 and EN 60068-2-27
Vibration resistance		Transport application test with severity level 2 to FN 942017-4 and EN 60068-2-6

Solenoid valves VUVS-L, size 30

Data sheet

Operating and environmental conditions				
Order code for valves	M32	M52	B52	P53
Operating medium	Compressed air to ISO 8573-1:2010 [7:4:4]			
Pilot medium	Compressed air to ISO 8573-1:2010 [7:4:4]			
Note on operating/pilot medium	Lubricated operation possible (in which case lubricated operation will always be required)			
Operating pressure with internal pilot air supply [bar]	2.5 ... 10		1.5 ... 10	2.5 ... 10
Operating pressure with external pilot air supply [bar]	-0.9 ... +10			
Pilot pressure [bar]	2.5 ... 10		1.5 ... 10	2.5 ... 10
Ambient temperature [°C]	-10 ... +60			
Temperature of medium [°C]	-10 ... +60			
Approval	c UL us - Recognized (OL)			
Maritime classification ¹⁾	See certificate (only for VUVS-...-F8, VUVS-...-F8-...-A1 and VUVS-...-F8-...-B2)			
Corrosion resistance class CRC ²⁾	2			

1) Additional information www.festo.com/sp → Certificates.

2) Corrosion resistance class CRC 2 to Festo standard FN 940070

Moderate corrosion stress. Indoor applications in which condensation may occur. External visible parts with primarily decorative requirements for the surface and which are in direct contact with the ambient atmosphere typical for industrial applications.

Electrical		
	With solenoid coil	Without solenoid coil
Electrical connection	Plug connector type C, plug connector type B	
Operating voltage	[V DC]	Via solenoid coil → Internet: vacf
	[V AC]	
Permissible voltage fluctuations [%]	10	
Power (24V DV) [W]	3.3	
Duty cycle [%]	100	
Degree of protection to EN 60529	IP65 with plug socket	

Materials	
Housing	Die-cast aluminium
Seals	HNBR, NBR
Piston spool	Wrought aluminium alloy
Screws	Steel, nickel-plated
Note on materials	RoHS-compliant

Solenoid valves VUVS-L, size 30

Data sheet –

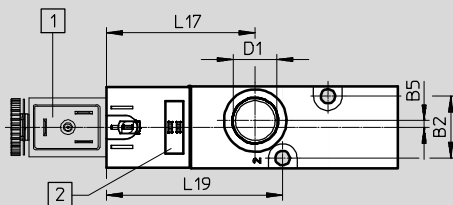
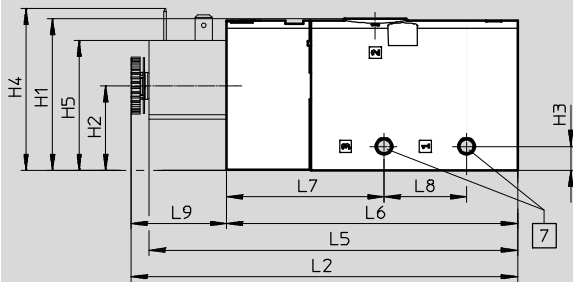
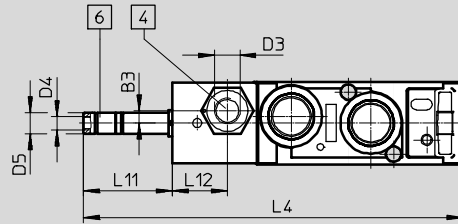
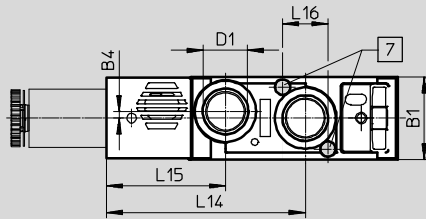


Dimensions

Download CAD data → www.festo.com

3/2-way valves, with solenoid coil

3/2-way valves, without solenoid coil



- 1 Solenoid coil interface type B/type C
- 2 Location for inscription label
- 4 Port 10/12 for pilot air supply
- 6 Port 82 for pilot exhaust air
- 7 For screw M5

Type	B1	B2	B3	B4	B5	D1	D3	D4	D5 Ø	H1	H2	H3	H4	H5
VUVS-L30-M32...-...D-G38-...	31	23.3	-	2.5	2.5	G3/8	-	M5	8	57	31.8	9	63.7	51.6
VUVS-L30-M32...-...ZD-G38-...			4.6				G1/8							

Type	L2	L4	L5	L6	L7	L8	L9	L11	L12	L14	L15	L16	L17	L19
VUVS-L30-M32...-...D-G38-...	144.9	142.8	139.5	109.5	59.3	31	35.4	33.3	-	74.8	44.8	17	56	66.3
VUVS-L30-M32...-...ZD-G38-...									20.8					

Solenoid valves VUVS-L, size 30

Data sheet

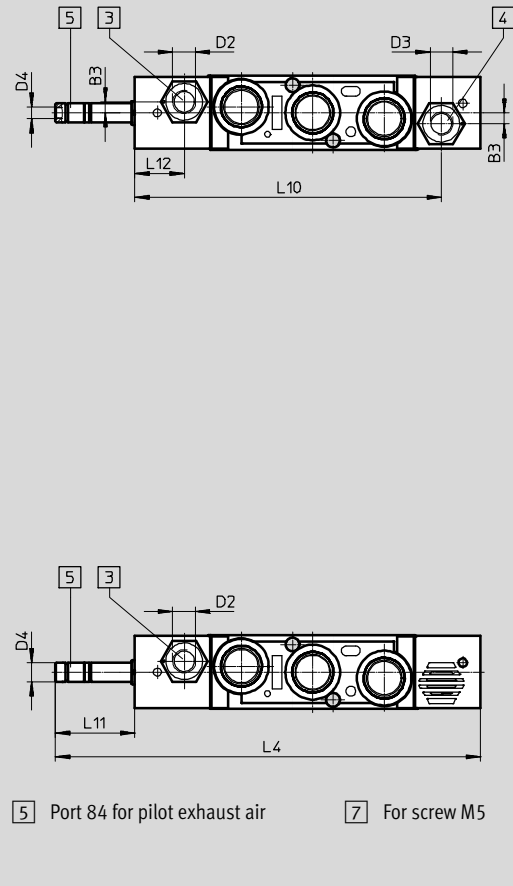
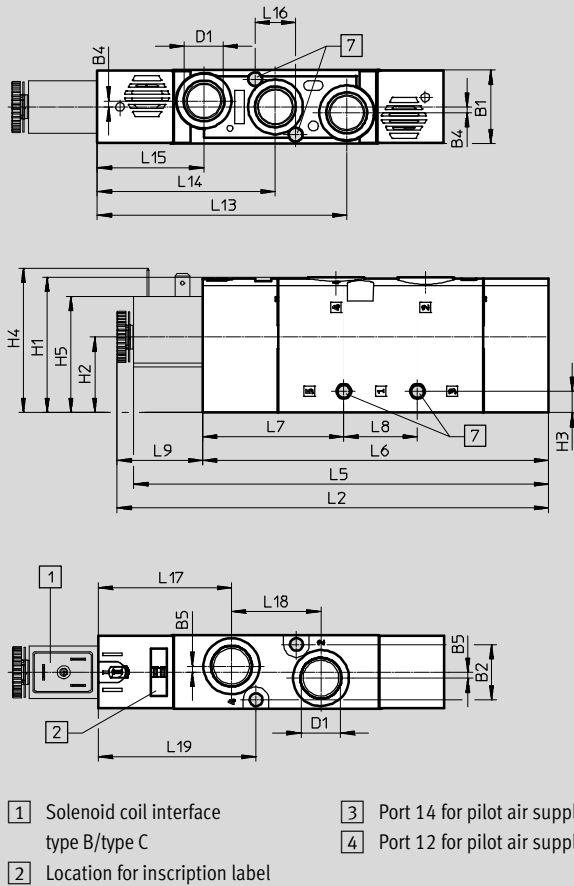


Dimensions

Download CAD data → www.festo.com

5/2-way single solenoid valves, with solenoid coil

5/2-way single solenoid valves, without solenoid coil



- 1 Solenoid coil interface type B/type C
- 2 Location for inscription label
- 3 Port 14 for pilot air supply
- 4 Port 12 for pilot air supply
- 5 Port 84 for pilot exhaust air
- 7 For screw M5

Type	B1	B2	B3	B4	B5	D1	D2	D3	D4	D5 ∅	H1	H2	H3	H4	H5
VUVS-L30-M52-...D-G38-...	31	23.3	-	2.5	2.5	G3/8	-	-	M5	8	57	31.8	9	63.7	51.6
VUVS-L30-M52-...ZD-G38-...			4.6				G1/8	G1/8							

Type	L2	L4	L5	L6	L7	L8	L9	L10	L11	L12	L13	L14	L15	L16	L17	L18	L19
VUVS-L30-M52-...D-G38-...	180.7	178.6	179.6	145.3	59.3	31	35.4	-	33.3	-	104.8	74.8	44.8	17	56	37.6	66.3
VUVS-L30-M52-...ZD-G38-...								128.8		20.8							

Solenoid valves VUVS-L, size 30

Data sheet

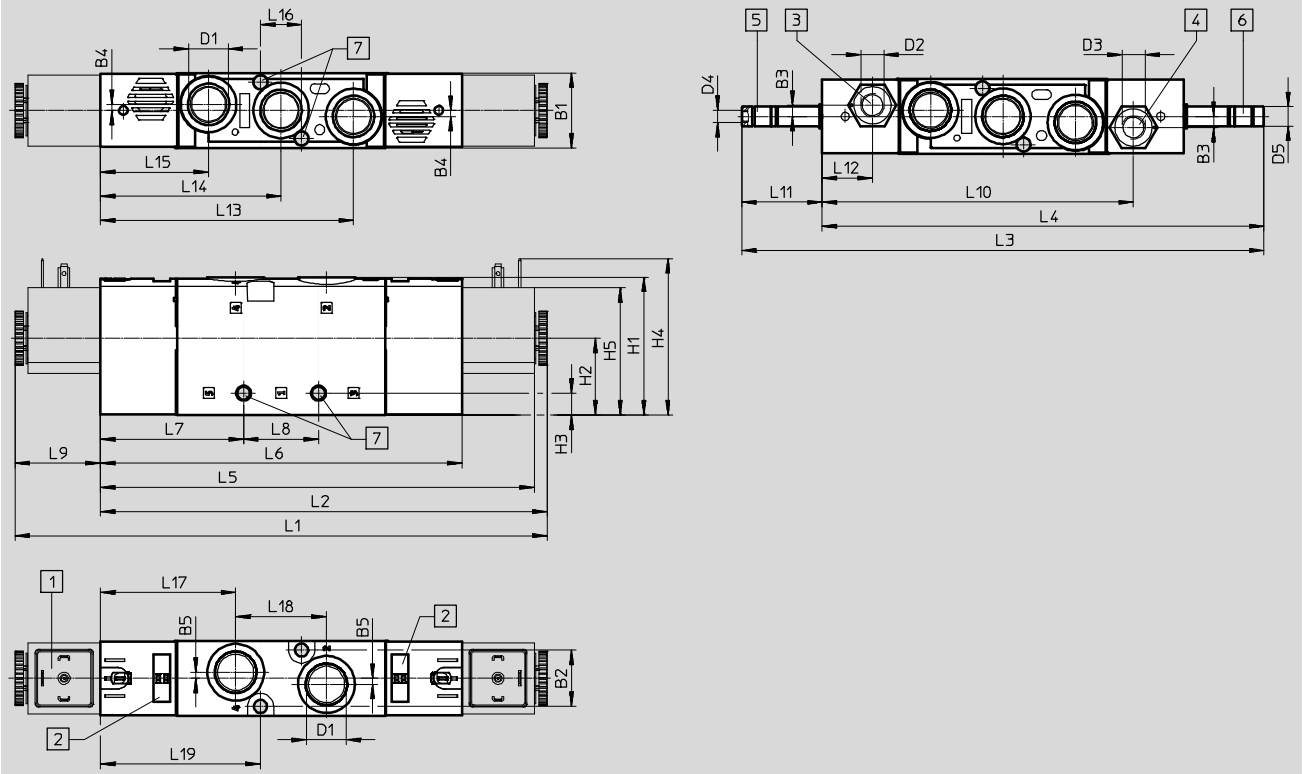


Dimensions

Download CAD data → www.festo.com

5/3-way valves and 5/2-way valves, double solenoid, with solenoid coil

5/3-way valves and 5/2-way valves, double solenoid, without solenoid coil



- 1 Solenoid coil interface type B/type C
- 2 Location for inscription label
- 3 Port 14 for pilot air supply
- 4 Port 12 for pilot air supply
- 5 Port 84 for pilot exhaust air
- 6 Port 82 for pilot exhaust air
- 7 For screw M5

Type	B1	B2	B3	B4	B5	D1	D2	D3	D4	D5 Ø	H1	H2	H3	H4	H5
VUVS-L30-P53...-MD-G38-...	31	23.3	-	2.5	2.5	G3/8	-	-	M5	8	57	31.8	9	63.7	51.6
VUVS-L30-P53...-MZD-G38-...			4.6				G1/8	G1/8							
VUVS-L30-B52-D-G38-...			-				-	-							
VUVS-L30-B52-ZD-G38-...			4.6				G1/8	G1/8							

Type	L1	L2	L3	L4	L5	L6	L7	L8	L9	L10
VUVS-L30-P53...-MD-G38-...	220.3	185	216.2	182.9	179.6	149.6	59.3	31	35.4	-
VUVS-L30-P53...-MZD-G38-...										128.8
VUVS-L30-B52-D-G38-...										-
VUVS-L30-B52-ZD-G38-...										128.8

Type	L11	L12	L13	L14	L15	L16	L17	L18	L19
VUVS-L30-P53...-MD-G38-...	33.3	-	104.8	74.8	44.8	17	56	37.6	66.3
VUVS-L30-P53...-MZD-G38-...		20.8							
VUVS-L30-B52-D-G38-...		-							
VUVS-L30-B52-ZD-G38-...		20.8							

Solenoid valves VUVS-L, size 30

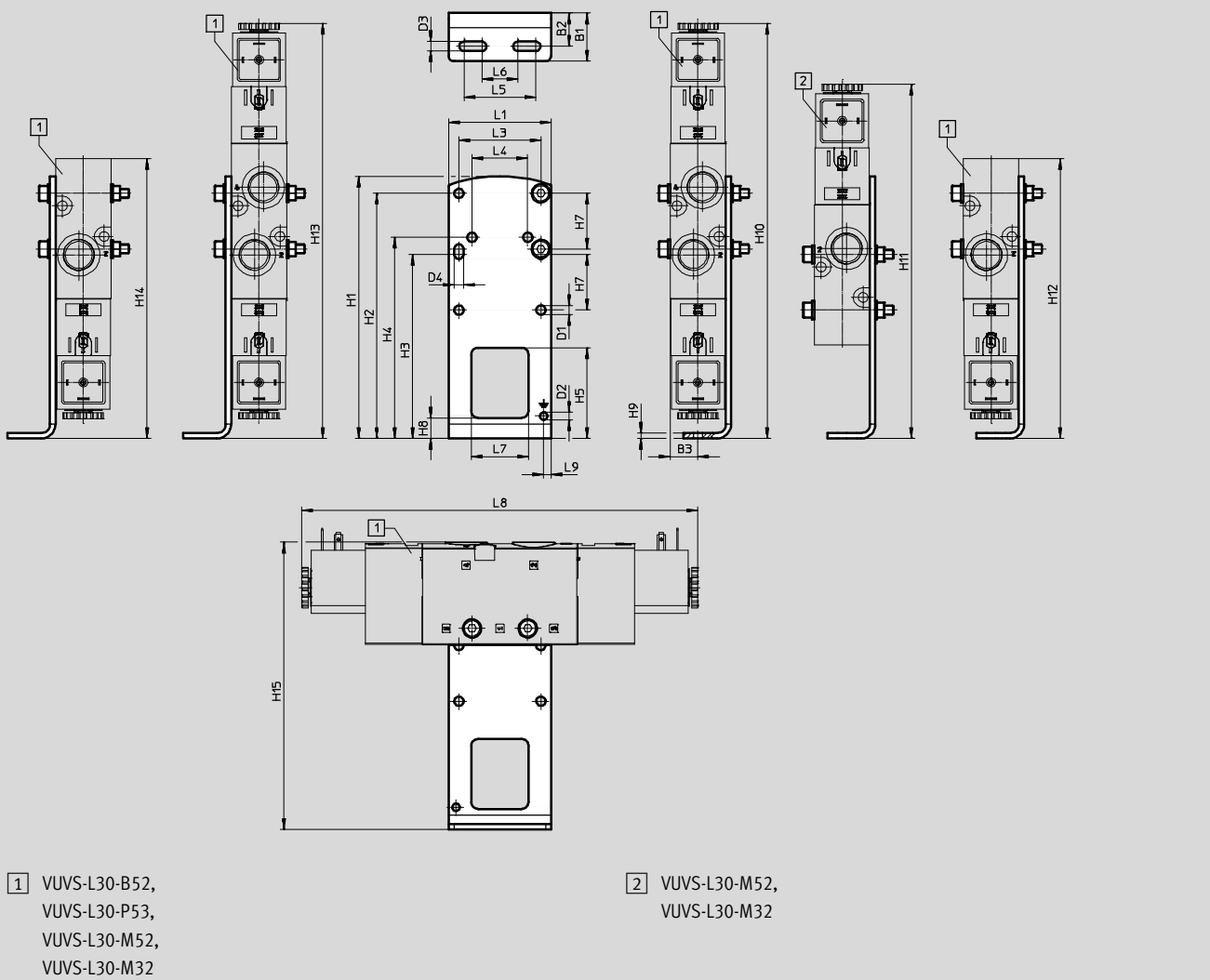
Accessories



Dimensions

Download CAD data → www.festo.com

Foot mounting



Type		B1	B2	B3	D1 ∅	D2 ∅	D3	D4	H1	H2	H3
VAME-B10-30-A	VUVS-L30-B52/P53	26.8	18.5	15.5	5.2	4.2	5.2	5.2	146	136.5	102.5
	VUVS-L30-M52										
	VUVS-L30-M32										

Type		H4	H5	H7	H8	H9	H10	H11	H12	H13	H14
VAME-B10-30-A	VUVS-L30-B52/P53	112	50.5	31	11.5	3	231.2	-	231.2	231.2	231.2
	VUVS-L30-M52							197.2	191.5		191.5
	VUVS-L30-M32							155.7	155.7		155.7

Type		H15	L1	L3	L4	L5	L6	L7	L8	L9
VAME-B10-30-A	VUVS-L30-B52/P53	160	57	45.6	31	40	20	32	220.3	4.1
	VUVS-L30-M52								180.7	
	VUVS-L30-M32								144.9	

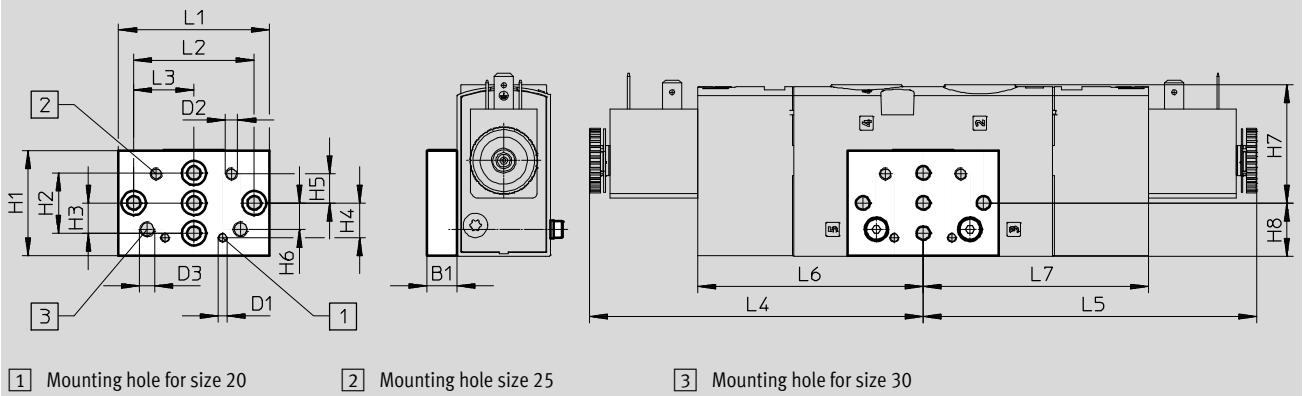
Solenoid valves VUVS-L, size 30

Accessories

Dimensions

Download CAD data → www.festo.com

Wall mounting



Type		B1	D1	D2	D3	H1	H2	H3	H4	H5	H6
VAME-B10-20-W	VUVS-L30-B52/P53	10	M3	M4	M5	35	20	10	11.5	9.7	8.7
	VUVS-L30-M52										
	VUVS-L30-M32										

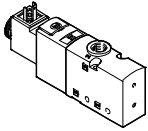
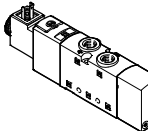
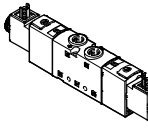
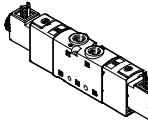
Type		H7	H8	L1	L2	L3	L4	L5	L6	L7
VAME-B10-20-W	VUVS-L30-B52/P53	39.3	17.7	50	40	20	110.2	110.2	74.8	74.8
	VUVS-L30-M52							70.5		-
	VUVS-L30-M32							34.7		-

Solenoid valves VUVS-L, size 30

FESTO

Accessories

★ Core product range

Ordering data			
	Code	Valve function	Part no. Type
3/2-way valve with solenoid coil (24 V DC)			
	Monostable, normally closed, type C		
	M32C-A	Pneumatic spring return, Internal pilot air supply, direction of flow not reversible	★ 575568 VUVS-L30-M32C-AD-G38-F8-1C1
	M32C-M	Mechanical spring return, Internal pilot air supply, direction of flow not reversible	★ 575570 VUVS-L30-M32C-MD-G38-F8-1C1
5/2-way valve with solenoid coil (24 V DC)			
	Single solenoid, type C		
	M52-A	Pneumatic spring return, Internal pilot air supply, direction of flow not reversible	★ 575596 VUVS-L30-M52-AD-G38-F8-1C1
	M52-M	Mechanical spring return, Internal pilot air supply, direction of flow not reversible	★ 575604 VUVS-L30-M52-MD-G38-F8-1C1
	Bistable, type C		
	B52	Internal pilot air supply, direction of flow not reversible	★ 575611 VUVS-L30-B52-D-G38-F8-1C1
5/3-way valve with solenoid coil (24 V DC)			
	Mid-position closed, type C		
	P53C	Mechanical spring return, Internal pilot air supply, direction of flow not reversible	★ 575618 VUVS-L30-P53C-MD-G38-F8-1C1

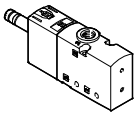
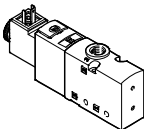
Festo core product range

★ Generally ready for shipping ex works in 24 hours

☆ Generally ready for shipping ex works in 5 days


Solenoid valves VUVS-L, size 30

Accessories

Ordering data				
	Code	Valve function	Part no.	Type
3/2-way valve without solenoid coil				
	Monostable, normally closed			
	M32C-A	Pneumatic spring return, Internal pilot air supply, direction of flow not reversible	575564	VUVS-L30-M32C-AD-G38-F8
		Pneumatic spring return, External pilot air supply, direction of flow reversible	575565	VUVS-L30-M32C-AZD-G38-F8
	M32C-M	Mechanical spring return, Internal pilot air supply, direction of flow not reversible	575566	VUVS-L30-M32C-MD-G38-F8
		Mechanical spring return, external pilot air supply, direction of flow reversible	575567	VUVS-L30-M32C-MZD-G38-F8
	Monostable, normally open			
	M32U-A	Pneumatic spring return, Internal pilot air supply, direction of flow not reversible	575579	VUVS-L30-M32U-AD-G38-F8
		Pneumatic spring return, External pilot air supply, direction of flow reversible	575580	VUVS-L30-M32U-AZD-G38-F8
	M32U-M	Mechanical spring return, Internal pilot air supply, direction of flow not reversible	575581	VUVS-L30-M32U-MD-G38-F8
		Mechanical spring return, external pilot air supply, direction of flow reversible	575582	VUVS-L30-M32U-MZD-G38-F8
3/2-way valve with solenoid coil (24 V DC)				
	Monostable, normally closed, type C			
	M32C-A	Pneumatic spring return, External pilot air supply, direction of flow reversible	575569	VUVS-L30-M32C-AZD-G38-F8-1C1
	M32C-M	Mechanical spring return, external pilot air supply, direction of flow reversible	575571	VUVS-L30-M32C-MZD-G38-F8-1C1
	Single solenoid, normally closed, type B			
	M32C-A	Pneumatic spring return, Internal pilot air supply, direction of flow not reversible	575572	VUVS-L30-M32C-AD-G38-F8-1B2
		Pneumatic spring return, External pilot air supply, direction of flow reversible	575573	VUVS-L30-M32C-AZD-G38-F8-1B2
	M32C-M	Mechanical spring return, Internal pilot air supply, direction of flow not reversible	575574	VUVS-L30-M32C-MD-G38-F8-1B2
		Mechanical spring return, external pilot air supply, direction of flow reversible	575575	VUVS-L30-M32C-MZD-G38-F8-1B2


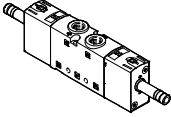
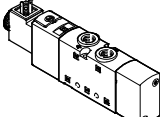
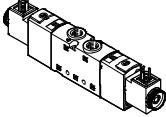
Solenoid valves VUVS-L, size 30

Accessories

Ordering data			
	Code	Valve function	Part no. Type
3/2-way valve with solenoid coil (24 V DC)			
	Monostable, normally open, type C		
	M32U-A	Pneumatic spring return, Internal pilot air supply, direction of flow not reversible	575583 VUVS-L30-M32U-AD-G38-F8-1C1
	M32U-A	Pneumatic spring return, External pilot air supply, direction of flow reversible	575584 VUVS-L30-M32U-AZD-G38-F8-1C1
	M32U-M	Mechanical spring return, Internal pilot air supply, direction of flow not reversible	575585 VUVS-L30-M32U-MD-G38-F8-1C1
	M32U-M	Mechanical spring return, external pilot air supply, direction of flow reversible	575586 VUVS-L30-M32U-MZD-G38-F8-1C1
	Monostable, normally open, type B		
	M32U-A	Pneumatic spring return, Internal pilot air supply, direction of flow not reversible	575587 VUVS-L30-M32U-AD-G38-F8-1B2
		Pneumatic spring return, External pilot air supply, direction of flow reversible	575588 VUVS-L30-M32U-AZD-G38-F8-1B2
	M32U-M	Mechanical spring return, Internal pilot air supply, direction of flow not reversible	575589 VUVS-L30-M32U-MD-G38-F8-1B2
		Mechanical spring return, external pilot air supply, direction of flow reversible	575590 VUVS-L30-M32U-MZD-G38-F8-1B2

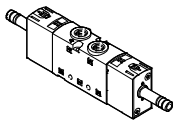
Solenoid valves VUVS-L, size 30

Accessories

Ordering data					
	Code	Valve function	Part no.	Type	
5/2-way valve without solenoid coil					
	Monostable				
	M52-A	Pneumatic spring return, Internal pilot air supply, direction of flow not reversible	575594	VUVS-L30-M52-AD-G38-F8	
		Pneumatic spring return, External pilot air supply, direction of flow reversible	575595	VUVS-L30-M52-AZD-G38-F8	
	M52-M	Mechanical spring return, Internal pilot air supply, direction of flow not reversible	575602	VUVS-L30-M52-MD-G38-F8	
		Mechanical spring return, external pilot air supply, direction of flow reversible	575603	VUVS-L30-M52-MZD-G38-F8	
	Bistable				
	B52	Internal pilot air supply, direction of flow not reversible	575609	VUVS-L30-B52-D-G38-F8	
		External pilot air supply, direction of flow reversible	575610	VUVS-L30-B52-ZD-G38-F8	
5/2-way valve with solenoid coil (24 V DC)					
	Single solenoid, type C				
	M52-A	Pneumatic spring return, External pilot air supply, direction of flow reversible	575597	VUVS-L30-M52-AZD-G38-F8-1C1	
		M52-M	Mechanical spring return, external pilot air supply, direction of flow reversible	575605	VUVS-L30-M52-MZD-G38-F8-1C1
	Single solenoid, type B				
	M52-A	Pneumatic spring return, Internal pilot air supply, direction of flow not reversible	575598	VUVS-L30-M52-AD-G38-F8-1B2	
		Pneumatic spring return, External pilot air supply, direction of flow reversible	575599	VUVS-L30-M52-AZD-G38-F8-1B2	
	M52-M	Mechanical spring return, Internal pilot air supply, direction of flow not reversible	575606	VUVS-L30-M52-MD-G38-F8-1B2	
		Mechanical spring return, external pilot air supply, direction of flow reversible	575607	VUVS-L30-M52-MZD-G38-F8-1B2	
		Bistable, type C			
		B52	external pilot air supply, direction of flow reversible	575612	VUVS-L30-B52-ZD-G38-F8-1C1
Double solenoid, type B					
B52		Internal pilot air supply, direction of flow not reversible	575613	VUVS-L30-B52-D-G38-F8-1B2	
		external pilot air supply, direction of flow reversible	575614	VUVS-L30-B52-ZD-G38-F8-1B2	

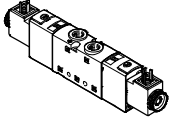
Solenoid valves VUVS-L, size 30

Accessories

Ordering data			
	Code	Valve function	Part no. Type
5/3-way valve without solenoid coil			
	Mid-position closed		
	P53C	Mechanical spring return, Internal pilot air supply, direction of flow not reversible	575616 VUVS-L30-P53C-MD-G38-F8
		Mechanical spring return, External pilot air supply, direction of flow reversible	575617 VUVS-L30-P53C-MZD-G38-F8
	Mid-position exhausted		
	P53E	Mechanical spring return, Internal pilot air supply, direction of flow not reversible	575630 VUVS-L30-P53E-MD-G38-F8
		Mechanical spring return, external pilot air supply, direction of flow reversible	575631 VUVS-L30-P53E-MZD-G38-F8
	Mid-position pressurised		
	P53U	Mechanical spring return, Internal pilot air supply, direction of flow not reversible	575623 VUVS-L30-P53U-MD-G38-F8
	Mechanical spring return, External pilot air supply, direction of flow reversible	575624 VUVS-L30-P53U-MZD-G38-F8	

Solenoid valves VUVS-L, size 30





Accessories

Ordering data				
	Code	Valve function	Part no.	Type
5/3-way valve with solenoid coil (24 V DC)				
	Mid-position closed, type C			
	P53C	Mechanical spring return, External pilot air supply, direction of flow reversible	575619	VUVS-L30-P53C-MZD-G38-F8-1C1
	Mid-position exhausted, type C			
	P53E	Mechanical spring return, Internal pilot air supply, direction of flow not reversible	575632	VUVS-L30-P53E-MD-G38-F8-1C1
		Mechanical spring return, external pilot air supply, direction of flow reversible	575633	VUVS-L30-P53E-MZD-G38-F8-1C1
	Mid-position pressurised, type C			
	P53U	Mechanical spring return, Internal pilot air supply, direction of flow not reversible	575625	VUVS-L30-P53U-MD-G38-F8-1C1
		Mechanical spring return, External pilot air supply, direction of flow reversible	575626	VUVS-L30-P53U-MZD-G38-F8-1C1
	Mid-position closed, type B			
	P53C	Mechanical spring return, Internal pilot air supply, direction of flow not reversible	575620	VUVS-L30-P53C-MD-G38-F8-1B2
		Mechanical spring return, External pilot air supply, direction of flow reversible	575621	VUVS-L30-P53C-MZD-G38-F8-1B2
	Mid-position exhausted, type B			
	P53E	Mechanical spring return, Internal pilot air supply, direction of flow not reversible	575634	VUVS-L30-P53E-MD-G38-F8-1B2
		Mechanical spring return, external pilot air supply, direction of flow reversible	575635	VUVS-L30-P53E-MZD-G38-F8-1B2
	Mid-position pressurised, type B			
	P53U	Mechanical spring return, Internal pilot air supply, direction of flow not reversible	575627	VUVS-L30-P53U-MD-G38-F8-1B2
Mechanical spring return, External pilot air supply, direction of flow reversible		575628	VUVS-L30-P53U-MZD-G38-F8-1B2	

Solenoid valves VUVS-L, size 30

Accessories

FESTO

Ordering data						
Description		Part no.	Type			
Solenoid coils for valves						
	Connection pattern type C, to EN 175301-803	12 V DC	8030810	VACF-B-C1-5		
		24 V DC	8030811	VACF-B-C1-1		
		48 V DC	8030812	VACF-B-C1-7		
		24 V AC/50-60 Hz	8030813	VACF-B-C1-1A		
		48 V AC/50-60 Hz	8030814	VACF-B-C1-7A		
		110/120 V AC/50-60 Hz	8030815	VACF-B-C1-16B		
		230/240 V AC/50-60 Hz	8030817	VACF-B-C1-3W		
	Connection pattern type B, industry standard	12 V DC	8030801	VACF-B-B2-5		
		24 V DC	8030802	VACF-B-B2-1		
		48 V DC	8030803	VACF-B-B2-7		
		24 V AC/50-60 Hz	8030804	VACF-B-B2-1A		
		48 V AC/50-60 Hz	8030805	VACF-B-B2-7A		
		110/120 V AC/50-60 Hz	8030806	VACF-B-B2-16B		
		230/240 V AC/50-60 Hz	8030808	VACF-B-B2-3W		
	Connection pattern type A, to EN 175301-803	12 V DC	8030821	VACF-A-A1-5		
		24 V DC	8030822	VACF-A-A1-1		
		48 V DC	8030823	VACF-A-A1-7		
		24 V AC/50-60 Hz	8030824	VACF-A-A1-1A		
		48 V AC/50-60 Hz	8030825	VACF-A-A1-7A		
		110/120 V AC, 50/60 Hz	8030826	VACF-A-A1-16B		
		230/240 V AC, 50/60 Hz	8030828	VACF-A-A1-3W		
Seal-SET for solenoid coil						
	Connection pattern type C to guarantee protection class IP67		2643771	VAMC-B10-C-B-S8		
	Connection pattern type B to guarantee protection class IP67		8034609	VAMC-B10-B-B-S8		
	Connection pattern type A to guarantee protection class IP67		8034611	VAMC-B10-A-B-S8		
Cover cap						
	For manual override, non-detenting or covered		8028240	VAMC-B10-20-CH2		
Plug socket						
	Connection pattern type C, to EN 175301-803					
	3-pin, screw terminal	Cable fitting M12	0 ... 250 V AC/DC	IP65	539712	MSSD-EB-M12
		Cable fitting Pg7			★ 151687	MSSD-EB
	4-pin, insulation displacement connector	Cable fitting M14	0 ... 250 V AC/DC	IP67	192745	MSSD-EB-S-M14
	3-pin, socket angled	Cable fitting M12	0 ... 24 V DC	IP65	570367	MSSD-EB-M12-24VDC-SD-EX
	Connection pattern type B, industry standard					
	3-pin, screw terminal	Cable fitting M16	0 ... 250 V AC/DC	IP65	539710	MSSD-F-M16
		Cable fitting Pg9			★ 34431	MSSD-F
	3-pin, insulation displacement connector	-	0 ... 250 V AC/DC	IP67	192746	MSSD-F-S-M16

Festo core product range



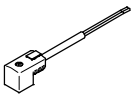

★ Generally ready for shipping ex works in 24 hours

☆ Generally ready for shipping ex works in 5 days

Solenoid valves VUVS-L, size 30

Accessories

FESTO

Ordering data						
Description				Part no.	Type	
Plug socket						
	Connection pattern type A, to EN 175301-803					
	3-pin, socket angled	Cable fitting Pg9	0 ... 250 V AC/DC	IP65	34583	MSSD-C
	3-pin, socket angled	Cable fitting M16	0 ... 250 V AC/DC	IP65	539709	MSSD-C-M16
	4-pin, socket angled	Cable connection, insulation displacement	0 ... 250 V AC/DC	IP67	192748	MSSD-C-S-M16
Adapters						
	Socket, type C, to EN 175301-803	Plug connector M12x1, 2-pin, A-coded	12 ... 24 V AC/DC	IP65	188024	MSSD-EB-M12-MONO
Plug socket with cable						
	Connection pattern type C, to DIN EN 175301-803					
	Angled socket, 3-pin Cable, open end, 3-wire	24 V DC	LED	2.5 m	★ 151688	KMEB-1-24-2,5-LED
				5 m	151689	KMEB-1-24-5-LED
				10 m	193457	KMEB-1-24-10-LED
		230 V AC	-	2.5 m	151690	KMEB-1-230AC-2,5
				5 m	151691	KMEB-1-230AC-5
				Connection pattern type B, industry standard		
	Angled socket, 3-pin Cable, open end, 3-wire	24 V DC	LED	2.5 m	★ 30935	KMF-1-24DC-2,5-LED
				5 m	30937	KMF-1-24DC-5-LED
				10 m	193458	KMF-1-24-10-LED
		230 V AC	-	2.5 m	30936	KMF-1-230AC-2,5
				5 m	30938	KMF-1-230AC-5
				Connection pattern type A, to EN 175301-803		
	Angled socket, 3-pin Cable, open end, 3-wire	24 V DC	LED	2.5 m	30931	KMC-1-24DC-2,5-LED
				5 m	30933	KMC-1-24DC-5-LED
10 m				193459	KMC-1-24-10-LED	
230 V AC		-	2.5 m	30932	KMC-1-230AC-2,5	
			5 m	30934	KMC-1-230AC-5	
			Illuminating seal			
	Connection pattern type C, to DIN EN 175301-803		24 V DC	151717	MEB-LD-12-24DC	
			230 V AC	151718	MEB-LD-230AC	
	Connection pattern type B, industry standard		24 V DC	19143	MF-LD-12-24DC	
			230 V AC	19144	MF-LD-230AC	

Festo core product range




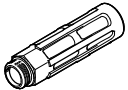

★ Generally ready for shipping ex works in 24 hours

☆ Generally ready for shipping ex works in 5 days

Solenoid valves VUVS-L, size 30

Accessories

FESTO

Ordering data					
	Description		Part no.	Type	PE ¹⁾
Push-in fitting with internal hex					
	Connecting thread G1/8 for tubing O.D.	4 mm	★ 186106	QS-G1/8-4-I	10
			133008	QS-G1/8-4-I-100	100
	Connecting thread for G3/8 for tubing O.D.	8 mm	★ 186111	QS-G3/8-8-I	10
			10 mm	★ 186113	QS-G3/8-10-I
12 mm			★ 186114	QS-G3/8-12-I	10
Angled push-in fitting with external hex					
	Connecting thread for G3/8 for tubing O.D.	8 mm	★ 186121	QSL-G3/8-8	10
			132055	QSL-G3/8-8-50	50
	10 mm	★ 186123	QSL-G3/8-10	10	
		132056	QSL-G3/8-10-20	20	
		12 mm	★ 186124	QSL-G3/8-12	10
132057	QSL-G3/8-12-20	20			
Angled push-in fitting, long, with external hex					
	Connecting thread for G3/8 for tubing O.D.	8 mm	186132	QSL-L-G3/8-8	10
		10 mm	186134	QSL-L-G3/8-10	10
		12 mm	186135	QSL-L-G3/8-12	10
Silencer					
	With connecting thread G, metal design	G3/8	★ 6843	U-3/8-B	1
	With connecting thread G, sinter design, long	G3/8	★ 1205862	AMTE-M-LH-G38	10

1) Packaging unit quantity

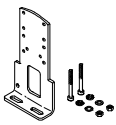
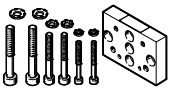


Festo core product range

★ Generally ready for shipping ex works in 24 hours

☆ Generally ready for shipping ex works in 5 days

Solenoid valves VUVS-L, size 30

Accessories

Ordering data				
	Description	Weight [g]	Part no.	Type
Foot mounting				
	With screw set for attaching the valve to the foot mounting	239	8026337	VAME-B10-30-A
Wall mounting				
	With screw set for mounting the valve on the wall mounting	53	576413	VAME-B10-20-W
Set of spare parts				
	Set comprising seals and screws	22	8035637	VAME-B10-30-MK
Inscription label				
	40 pieces in frame	–	565306	ASLR-C-E4

Festo core product range

★ Generally ready for shipping ex works in 24 hours

☆ Generally ready for shipping ex works in 5 days

Solenoid valves VUVS/valve manifold VTUS


Type code – Manifold block

VABM	-	B10	-		-
Valve manifold parts					
Manifold block		VABM			
Valve series					
VUVS		B10			
Valve width					
21 mm				20	
26.5 mm				25	
31 mm				30	
Version					
Common supply manifold					-
Compact manifold block					S
standard manifold block					E
Extension module for standard manifold block					EEE

	-		-		-	
Assembly						
E						Common supply manifold for mounting on one side
-						Standard mounting
Connection for valve function						
-						Manifold block for 5/2- and 5/3-way valves
P3						Manifold block for 3/2-way valves
P53						Common supply manifold
Number of valve positions						
2 ... 10						2 to 10
Pneumatic ports 1, 3, 5						
G38						G3/8
G14						G1/4
G12						G1/2
G34						G3/4

Solenoid valves VUVS/valve manifold VTUS

Technical data – Manifold block, size 20

-  - Flow rate
Up to 700 l/min



General technical data								
	Connection block standard		Extension module for standard manifold block		Manifold block compact		Common supply manifold	
							on both sides	on one side
For valve function	3/2	5/2, 5/3	3/2	5/2, 5/3	3/2	5/2, 5/3	3/2, 5/2, 5/3	
Grid dimension [mm]	22							
Type of mounting	Via through-hole						Via mounting bracket	
Max. number of valve positions	10	10	2	2	10		10	4
Connection 1	G3/8	G3/8	G3/8	G3/8	G1/4	G1/4	G3/8	G3/8
Connection 3	G3/8	G3/8	G3/8	G3/8	G1/4	G1/4	-	-
Connection 5	-	G3/8	-	G3/8	-	G1/4	-	-
Connection 12	G1/8	G1/8	G1/8	G1/8	-	-	-	-
Connection 14	-	G1/8	-	G1/8	-	-	-	-
Corrosion resistance ¹⁾	2							

1) Corrosion resistance class CRC 2 to Festo standard FN 940070
Moderate corrosion stress. Indoor applications in which condensation may occur. External visible parts with primarily decorative requirements for the surface and which are in direct contact with the ambient atmosphere typical for industrial applications.

Weight [g]									
Valve positions	2	3	4	5	6	7	8	9	10
Manifold block for 3/2-way valves, standard									
VABM-B10-20E-G38-...-P3	449	574	699	825	950	1075	1200	1326	1451
Manifold block, extension module for 3/2-way valves, standard									
VABM-B10-20EEE-G38-2-P3	324	-	-	-	-	-	-	-	-
Manifold block for 5/2- and 5/3-way valves, standard									
VABM-B10-20E-G38-...	680	866	1053	1239	1425	1612	1798	1985	2171
Manifold block, extension module for 5/2- and 5/3-way valves, standard									
VABM-B10-20EEE-G38-2	492	-	-	-	-	-	-	-	-
Manifold block for 3/2-way valves, compact									
VABM-B10-20S-G14-...-P3	280	360	441	521	601	681	762	842	922
Manifold block for 5/2- and 5/3-way valves, compact									
VABM-B10-20S-G14-...	344	439	535	630	726	821	917	1012	1108
Supply manifold for mounting on both sides									
VABM-B10-20-G38-...-P53	226	268	310	352	395	437	479	521	563
Supply manifold for mounting on one side									
VABM-B10-20-G38-2-P53-E	240	282	324	-	-	-	-	-	-

Solenoid valves VUVS/valve manifold VTUS

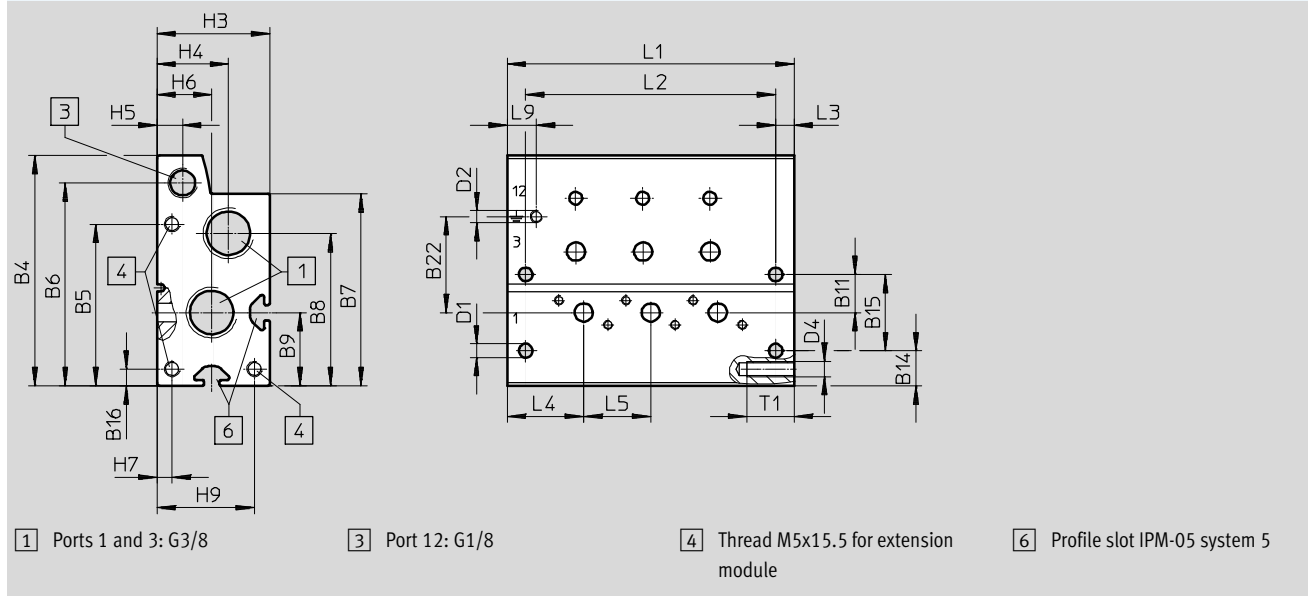
Technical data – Manifold block, size 20



Materials	
Manifold rail	Wrought aluminium alloy
Note on materials	RoHS-compliant

Dimensions Download CAD data → www.festo.com

Manifold block for 3/2-way valves, standard



Type	B4	B5	B6	B7	B8	B9	B11	B14	B15	B16	B22
VABM-B10-20E-G38-...-P3	75.5	53	66.5	63	50	24	12.5	11.5	25	5.5	31.5

Type	D1 Ø	D2	D4	H3	H4	H5	H6	H7	H9	L3	L4	L5	L9	T1
VABM-B10-20E-G38-...-P3	4.5	M4x6.5	M5	37	23.5	8.5	18	5	32	6	25	22	9.5	15.5

Valve positions	2	3	4	5	6	7	8	9	10
L1	72	94	116	138	160	182	204	226	248
L2	60	82	104	126	148	170	192	214	236

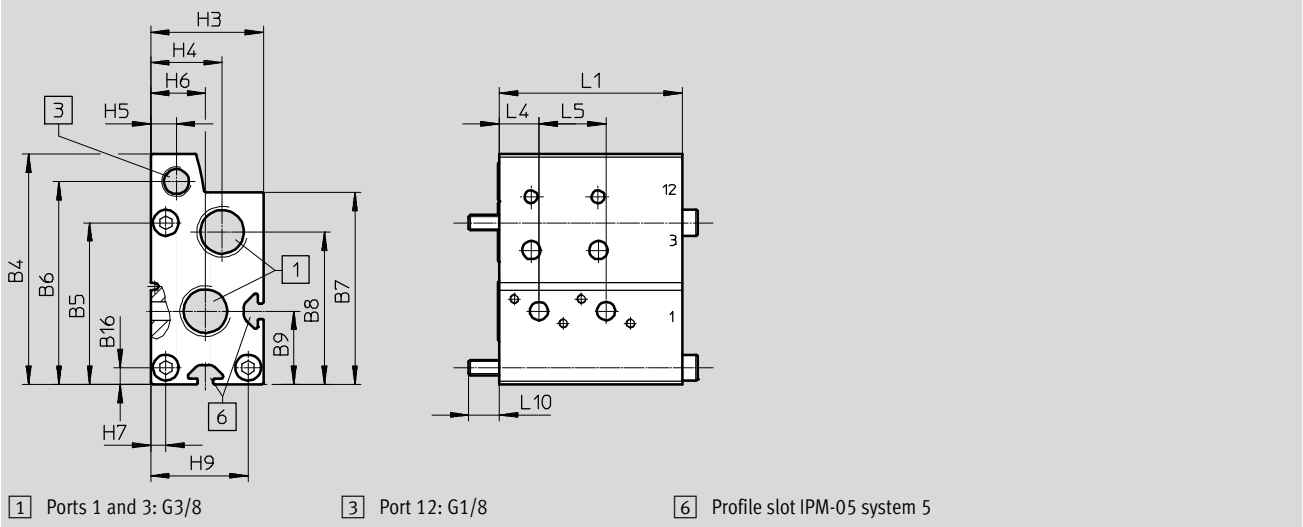
Solenoid valves VUVS/valve manifold VTUS

Technical data – Manifold block, size 20

Dimensions

Download CAD data → www.festo.com

Manifold block, extension module for 3/2-way valves, standard



Type	B4	B7	B6	B7	B8	B9	B16	H3
VABM-B10-20EEE-G38-2-P3	75.5	53	66.5	63	50	24	5.5	37

Type	H4	H5	H6	H7	H9	L1	L4	L5	L10
VABM-B10-20EEE-G38-2-P3	23.5	8.5	18	5	32	60	25	22	10

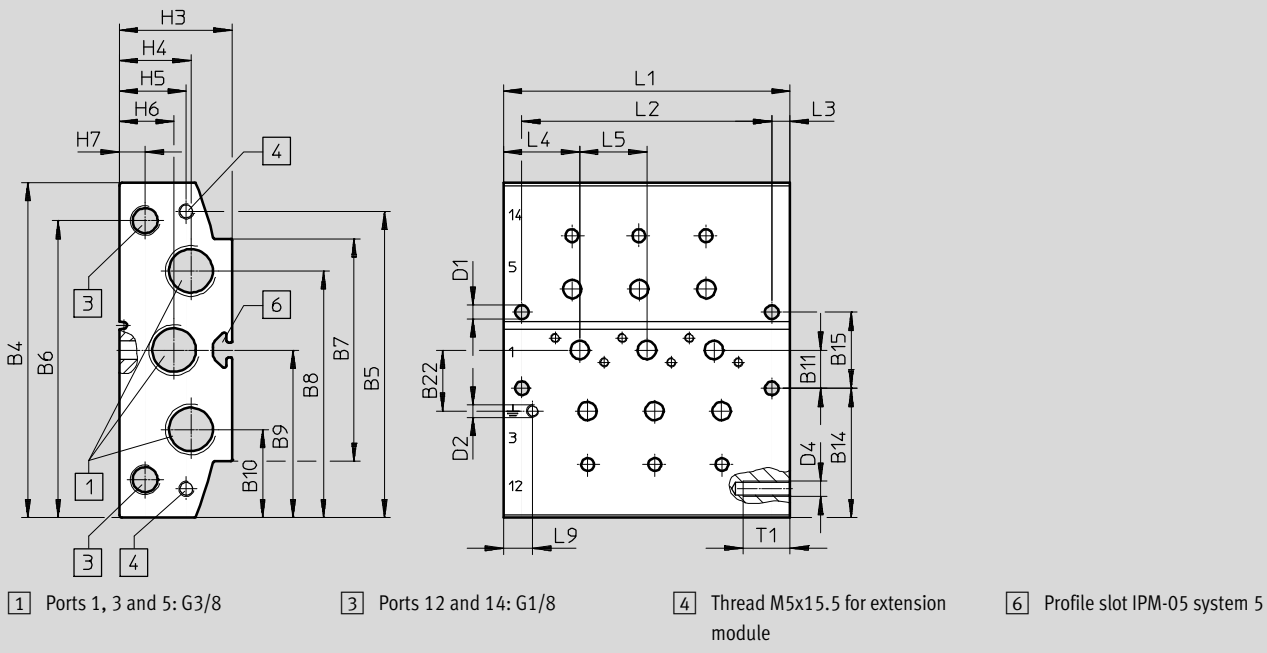
Solenoid valves VUVS/valve manifold VTUS

Technical data – Manifold block, size 20

Dimensions

Download CAD data → www.festo.com

Manifold block for 5/2- and 5/3-way valves, standard



Type	B4	B5	B6	B7	B8	B9	B10	B11	B14	B15	B22
VABM-B10-20E-G38-...	110	100.5	97.5	73	81	55	29	12.5	42.5	25	20

Type	D1 Ø	D2	D4	H3	H4	H5	H6	H7	L3	L4	L5	L9	T1
VABM-B10-20E-G38-...	4.5	M4x6.5	M5	37	23.5	22	18	8.5	6	25	22	9.5	15.5

Valve positions	2	3	4	5	6	7	8	9	10
L1	72	94	116	138	160	182	204	226	248
L2	60	82	104	126	148	170	192	214	236

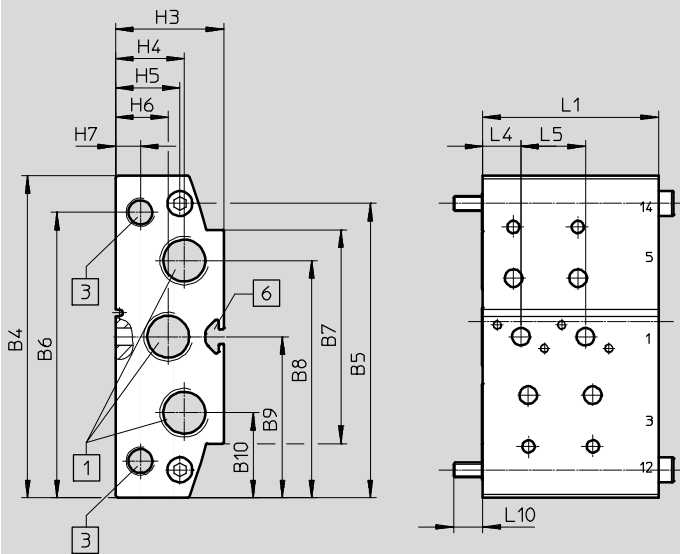
Solenoid valves VUVS/valve manifold VTUS

Technical data – Manifold block, size 20

Dimensions

Download CAD data → www.festo.com

Manifold block, extension module for 5/2- and 5/3-way valves, standard



1 Ports 1, 3 and 5: G3/8

3 Ports 12 and 14: G1/8

6 Profile slot IPM-05 system 5

Type	B4	B5	B6	B7	B8	B9	B10	H3
VABM-B10-20EEEE-G38-2	110	100.5	97.5	73	81	55	29	37

Type	H4	H5	H6	H7	L1	L4	L5	L10
VABM-B10-20EEEE-G38-2	23.5	22	18	8.5	60	13	22	10

Solenoid valves VUVS/valve manifold VTUS

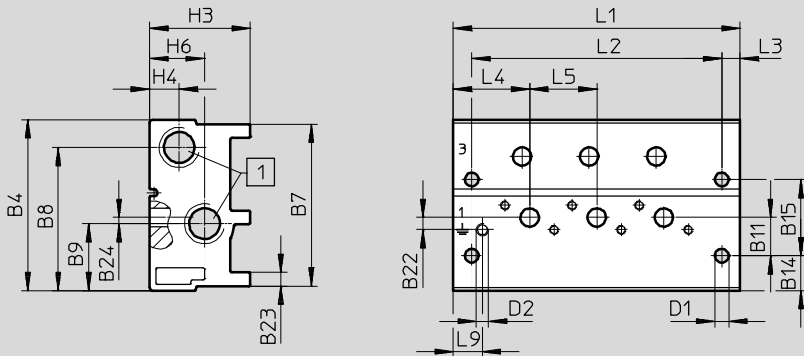
Technical data – Manifold block, size 20



Dimensions

Download CAD data → www.festo.com

Manifold block for 3/2-way valves, compact



1 Ports 1 and 3: G1/4

Type	B4	B7	B8	B9	B11	B14	B15	B22	B23	B24
VABM-B10-20S-G14-...-P3	56.1	53.1	47	22	12.5	11.5	25	4	4.5	2

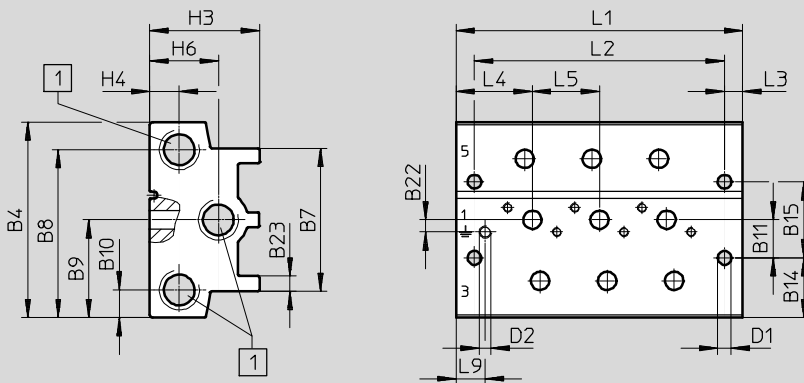
Type	D1 Ø	D2	H3	H4	H6	L3	L4	L5	L9
VABM-B10-20S-G14-...-P3	4.5	M4x6.5	33	9.7	18	6	25	22	9.5

Valve positions	2	3	4	5	6	7	8	9	10
L1	72	94	116	138	160	182	204	226	248
L2	60	82	104	126	148	170	192	214	236

Dimensions

Download CAD data → www.festo.com

Manifold block for 5/2- and 5/3-way valves, compact



1 Ports 1, 3 and 5: G1/4

Type	B4	B7	B8	B9	B10	B11	B14	B15	B22	B23
VABM-B10-20S-G14-...	64.2	47	55.1	32.1	9.1	12.5	19.6	25	4	5

Type	D1 Ø	D2	H3	H4	H6	L3	L4	L5	L9
VABM-B10-20S-G14-...	4.5	M4x6.5	36	9.7	22.5	6	25	22	9.5

Valve positions	2	3	4	5	6	7	8	9	10
L1	72	94	116	138	160	182	204	226	248
L2	60	82	104	126	148	170	192	214	236

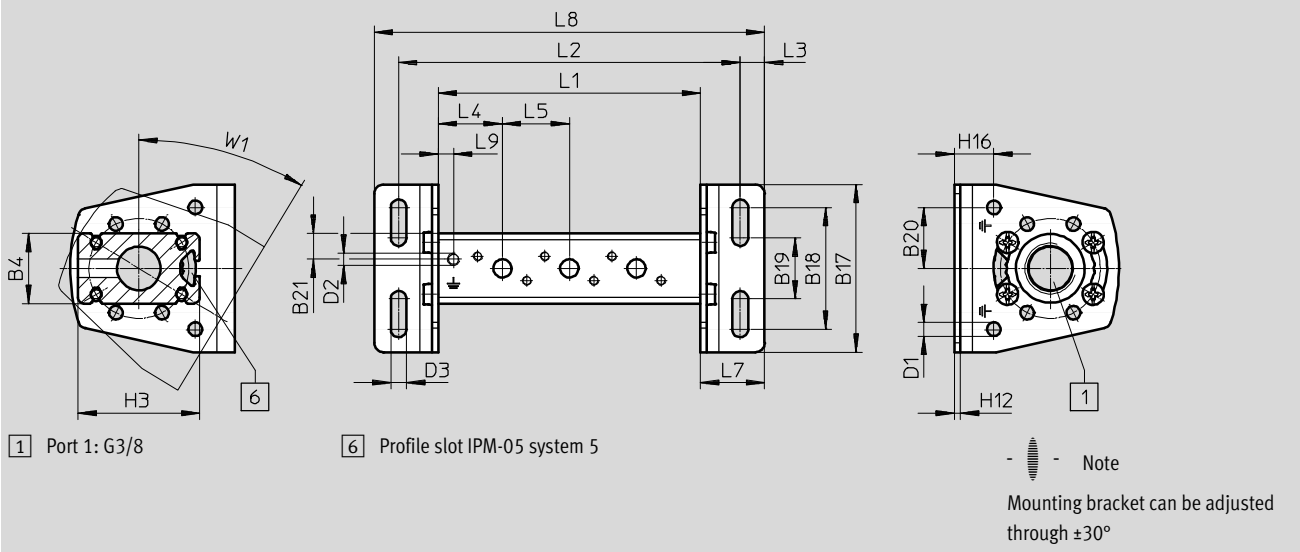
Solenoid valves VUVS/valve manifold VTUS

Technical data – Manifold block, size 20

Dimensions

Download CAD data → www.festo.com

Common supply manifold for mounting on both sides



Type	B4	B17	B18	B19	B20	B21	D1 \varnothing	D2	D3 \varnothing
VABM-B10-20-G38-...-P53	23	55	40	20	20	8.5	4.5	M4x6.5	5.2

Type	H3	H12	H16	L3	L4	L5	L7	L9	W1
VABM-B10-20-G38-...-P53	40	2	13	8	21	22	21	5	30°

Valve positions	2	3	4	5	6	7	8	9	10
L1	64	86	108	130	152	174	196	218	240
L2	90	112	134	156	178	200	222	244	266
L8	106	128	150	172	194	216	238	260	282

Solenoid valves VUVS/valve manifold VTUS

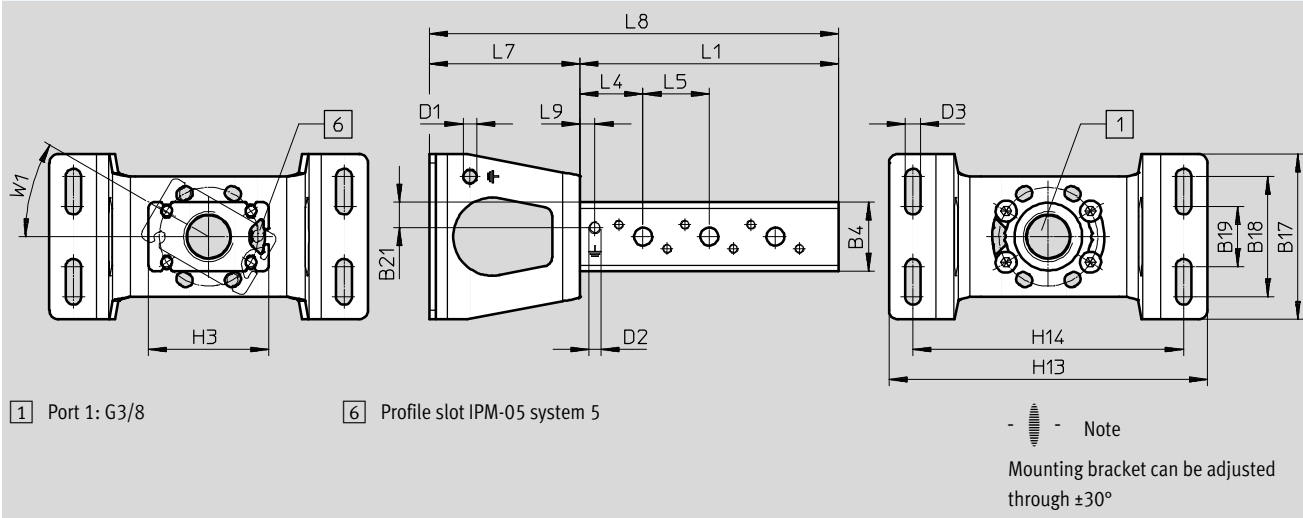
Technical data – Manifold block, size 20



Dimensions

Download CAD data → www.festo.com

Common supply manifold, mounting on one side



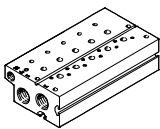

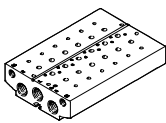


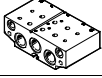
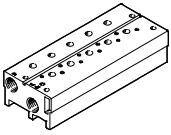

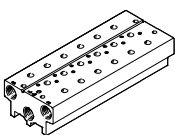

Type	B4	B17	B18	B19	B21	D1 \varnothing	D2	D3 \varnothing
VABM-B10-20-G38-2-P53-E	23	55	40	20	8.5	4.5	M4x6.5	5.2

Type	H3	H13	H14	L4	L5	L7	L9	W1
VABM-B10-20-G38-2-P53-E	40	106	90	21	22	50	5	30°

Valve positions	2	3	4
L1	64	86	108
L8	114	136	158

Solenoid valves VUVS/valve manifold VTUS

Ordering data – Manifold block, size 20

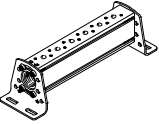
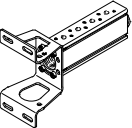
Ordering data – Manifold block				
	Description	Valve positions	Part no.	Type
Standard manifold block				
	For 3/2-way valves, incl. seals and screws for mounting valves -  - Note • Blanking plugs for sealing the supply ports (1, 3 and 14) at one end are included in the scope of delivery. • Standard manifold block is not licensed for VUVS-LK solenoid valves!	2	576441	VABM-B10-20E-G38-2-P3
		3	576442	VABM-B10-20E-G38-3-P3
		4	576443	VABM-B10-20E-G38-4-P3
		5	576444	VABM-B10-20E-G38-5-P3
		6	576445	VABM-B10-20E-G38-6-P3
		7	576446	VABM-B10-20E-G38-7-P3
		8	576447	VABM-B10-20E-G38-8-P3
		9	576448	VABM-B10-20E-G38-9-P3
		10	576449	VABM-B10-20E-G38-10-P3
			For 5/2 and 5/3-way valves, incl. seals and screws for valve assembly -  - Note • Blanking plugs for sealing the supply ports (1, 3, 5, 12 and 14) at one end are included in the scope of delivery. • Standard manifold block is not licensed for VUVS-LK solenoid valves!	2
3	576340			VABM-B10-20E-G38-3
4	576341			VABM-B10-20E-G38-4
5	576342			VABM-B10-20E-G38-5
6	576343			VABM-B10-20E-G38-6
7	576344			VABM-B10-20E-G38-7
8	576345			VABM-B10-20E-G38-8
9	576346			VABM-B10-20E-G38-9
10	576347			VABM-B10-20E-G38-10
Extension module for standard manifold block				
	For 3/2-way valves, incl. seals and screws for mounting valves	2	576490	VABM-B10-20EEE-G38-2-P3
	For 5/2 and 5/3-way valves, incl. seals and screws for valve assembly	2	576489	VABM-B10-20EEE-G38-2
Compact manifold block				
	For 3/2-way valves, incl. seals and screws for mounting valves -  - Note Blanking plugs for sealing the supply ports (1, 3 and 14) at one end are included in the scope of delivery.	2	★ 576465	VABM-B10-20S-G14-2-P3
		3	576466	VABM-B10-20S-G14-3-P3
		4	★ 576467	VABM-B10-20S-G14-4-P3
		5	576468	VABM-B10-20S-G14-5-P3
		6	★ 576469	VABM-B10-20S-G14-6-P3
		7	576470	VABM-B10-20S-G14-7-P3
		8	★ 576471	VABM-B10-20S-G14-8-P3
		9	576472	VABM-B10-20S-G14-9-P3
		10	★ 576473	VABM-B10-20S-G14-10-P3
			For 5/2 and 5/3-way valves, incl. seals and screws for valve assembly -  - Note Blanking plugs for sealing the supply ports (1, 3, 5, 12 and 14) at one end are included in the scope of delivery.	2
3	576418			VABM-B10-20S-G14-3
4	★ 576419			VABM-B10-20S-G14-4
5	576420			VABM-B10-20S-G14-5
6	★ 576421			VABM-B10-20S-G14-6
7	576422			VABM-B10-20S-G14-7
8	★ 576423			VABM-B10-20S-G14-8
9	576424			VABM-B10-20S-G14-9
10	★ 576425			VABM-B10-20S-G14-10

Festo core product range

- ★ Generally ready for shipping ex works in 24 hours
- ☆ Generally ready for shipping ex works in 5 days

Solenoid valves VUVS/valve manifold VTUS

Ordering data – Manifold block, size 20

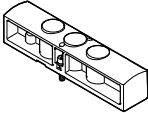
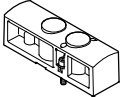

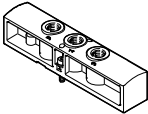
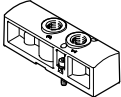

Ordering data				
	Description	Valve positions	Part no.	Type
Supply manifold				
	For mounting on both sides, incl. seals and screws for valve assembly	2	★ 576363	VABM-B10-20-G38-2-P53
		3	576364	VABM-B10-20-G38-3-P53
		4	★ 576365	VABM-B10-20-G38-4-P53
		5	576366	VABM-B10-20-G38-5-P53
		6	★ 576367	VABM-B10-20-G38-6-P53
		7	576368	VABM-B10-20-G38-7-P53
		8	★ 576369	VABM-B10-20-G38-8-P53
		9	576370	VABM-B10-20-G38-9-P53
		10	★ 576371	VABM-B10-20-G38-10-P53
			For mounting on one side, incl. seals and screws for valve mounting	2
3	576415			VABM-B10-20-G38-3-P53-E
4	576416			VABM-B10-20-G38-4-P53-E

-  - Note

Blanking plug for sealing the supply port (1) at one end included in the scope of delivery.

Solenoid valves VUVS/valve manifold VTUS

Ordering data – Manifold block, size 20

Ordering data				
	Description	Weight [g]	Part no.	Type
Cover plate				
	For valve position on manifold block for 5/2-, 5/3-way valves	78	★ 576410	VABB-B10-20-E
	For valve position on manifold block for 3/2-way valves	56	★ 576411	VABB-B10-20-E-P3
	For valve position on common supply manifold	13	★ 576409	VABB-B10-20-A
Supply plate				
	For valve position on manifold block for 5/2-, 5/3-way valves	78	576492	VABF-B10-20-P1A4-G18
	For valve position on manifold block for 3/2-way valves	56	576493	VABF-B10-20-P1A4-G18-P3
Supply plate				
	For valve position on common supply manifold	13	576491	VABF-B10-20-P1-G18





Festo core product range

- ★ Generally ready for shipping ex works in 24 hours
- ☆ Generally ready for shipping ex works in 5 days

Solenoid valves VUVS/valve manifold VTUS

FESTO

Ordering data – Manifold block, size 20

Ordering data					
	Description		Part no.	Type	PE ¹⁾
Push-in fitting with external hex					
	Connecting thread M5 for tubing O.D.	12 mm	★ 186350	QS-G1/4-12	10
	Connecting thread for G3/8 for tubing O.D.	16 mm	★ 186347	QS-G3/8-16	1
Push-in fitting with internal hex socket					
	Connecting thread M5 for tubing O.D.	4 mm	★ 153315	QSM-M5-4-I	10
	Connecting thread G1/8 for tubing O.D.	4 mm	★ 186106	QS-G1/8-4-I	10
			133008	QS-G1/8-4-I-100	100
		6 mm	★ 186107	QS-G1/8-6-I	10
			133009	QS-G1/8-6-I-100	100
	8 mm	★ 186109	QS-G1/8-8-I	10	
		133010	QS-G1/8-8-I-100	100	
	Connecting thread G1/4 for tubing O.D.	8 mm	★ 186110	QS-G1/4-8-I	10
		10 mm	★ 186112	QS-G1/4-10-I	10
	Connecting thread for G3/8 for tubing O.D.	8 mm	★ 186111	QS-G3/8-8-I	10
		10 mm	★ 186113	QS-G3/8-10-I	10
		12 mm	★ 186114	QS-G3/8-12-I	10
Angled push-in fitting with external hex					
	Connecting thread G1/8 for tubing O.D.	4 mm	★ 186116	QSL-G1/8-4	10
			132048	QSL-G1/8-4-100	100
		6 mm	★ 186117	QSL-G1/8-6	10
			132049	QSL-G1/8-6-100	100
		8 mm	★ 186119	QSL-G1/8-8	10
			132050	QSL-G1/8-8-50	50
	Connecting thread G1/4 for tubing O.D.	8 mm	★ 186120	QSL-G1/4-8	10
			132052	QSL-G1/4-8-50	50
		10 mm	★ 186122	QSL-G1/4-10	10
			132053	QSL-G1/4-10-50	50
		12 mm	★ 186351	QSL-G1/4-12	10
			132054	QSL-G1/4-12-20	20
	Connecting thread for G3/8 for tubing O.D.	8 mm	★ 186121	QSL-G3/8-8	10
			132055	QSL-G3/8-8-50	50
		10 mm	★ 186123	QSL-G3/8-10	10
132056			QSL-G3/8-10-20	20	
12 mm		★ 186124	QSL-G3/8-12	10	
		132057	QSL-G3/8-12-20	20	
16 mm	★ 186348	QSL-G3/8-16	1		
Angled push-in fitting, long, with external hex					
	Connecting thread G1/8 for tubing O.D.	4 mm	186127	QSL-G1/8-4	10
			133015	QSL-G1/8-4-100	100
		6 mm	186128	QSL-G1/8-6	10
			133016	QSL-G1/8-6-100	100
		8 mm	186130	QSL-G1/8-8	10
			133017	QSL-G1/8-8-100	100







1) Packaging unit quantity

Festo core product range

- ★ Generally ready for shipping ex works in 24 hours
- ☆ Generally ready for shipping ex works in 5 days

Solenoid valves VUVS/valve manifold VTUS


Ordering data – Manifold block, size 20

Ordering data					
	Description		Part no.	Type	PE ¹⁾
Silencer					
	With connecting thread G, polymer design	G1/8	★ 2307	U-1/8	1
			534222	U-1/8-50	50
		G1/4	★ 2316	U-1/4	1
			534223	U-1/4-20	20
	With connecting thread G, metal design	G3/8	★ 6843	U-3/8-B	1
	With connecting thread G, sinter design, long	G1/4	★ 1205861	AMTE-M-LH-G14	20
		G3/8	★ 1205862	AMTE-M-LH-G38	10
Blanking plug					
	With connecting thread	G1/8	★ 3568	B-1/8	10
			534213	B-1/8-100	100
		G1/4	★ 3569	B-1/4	10
			534214	B-1/4-50	50
		G3/8	★ 3570	B-3/8	10
			534215	B-3/8-20	20
Separator					
	For creating pressure zones	G1/8	569995	VABD-8-B	1
		G1/4	569996	VABD-10-B	1
		G3/8	574483	VABD-14-B	1
H-rail mounting					
	For mounting the valve manifold on standard H-rail TH 35-7,5 or TH 35-15, to EN 60715		★ 569998	VAME-T-M4	2

1) Packaging unit quantity

Solenoid valves VUVS/valve manifold VTUS

Technical data – Manifold block, size 25

 Flow rate
Up to 1300 l/min



General technical data								
Valve function	Connection block standard		Extension module for standard manifold block		Manifold block compact		Common supply manifold	
	3/2	5/2, 5/3	3/2	5/2, 5/3	3/2	5/2, 5/3	on both sides	on one side
Grid dimension [mm]	27.5							
Type of mounting	Via through-hole						Via mounting bracket	
Max. number of valve positions	10	10	2	2	10		10	4
Connection 1	G1/2	G1/2	G1/2	G1/2	G3/8	G3/8	G1/2	G1/2
Connection 3	G1/2	G1/2	G1/2	G1/2	G3/8	G3/8	–	–
Connection 5	–	G1/2	–	G1/2	–	G3/8	–	–
Connection 12	G1/8	G1/8	G1/8	G1/8	–	–	–	–
Connection 14	–	G1/8	–	G1/8	–	–	–	–
Corrosion resistance ¹⁾	2							

1) Corrosion resistance class CRC 2 to Festo standard FN 940070
Moderate corrosion stress. Indoor applications in which condensation may occur. External visible parts with primarily decorative requirements for the surface and which are in direct contact with the ambient atmosphere typical for industrial applications.

Weight [g]									
Valve positions	2	3	4	5	6	7	8	9	10
Manifold block for 3/2-way valves, standard									
VABM-B10-25E-G12-...-P3	726	960	1194	1428	1662	1896	2130	2364	2598
Manifold block, extension module for 3/2-way valves, standard									
VABM-B10-25EEE-G12-2-P3	340	–	–	–	–	–	–	–	–
Manifold block for 5/2- and 5/3-way valves, standard									
VABM-B10-25E-G12-...	927	1224	1521	1818	2115	2412	2709	3006	3303
Manifold block, extension module for 5/2- and 5/3-way valves, standard									
VABM-B10-25EEE-G12-2	258	–	–	–	–	–	–	–	–
Manifold block for 3/2-way valves, compact									
VABM-B10-25S-G38-...-P3	369	488	607	726	845	964	1083	1202	1321
Manifold block for 5/2- and 5/3-way valves, compact									
VABM-B10-25S-G38-...	438	579	720	861	1002	1143	1284	1425	1566
Supply manifold for mounting on both sides									
VABM-B10-25-G38-...-P53	258	340	422	504	586	668	750	832	914
Supply manifold for mounting on one side									
VABM-B10-25-G38-2-P53-E	258	340	422	–	–	–	–	–	–

Solenoid valves VUVS/valve manifold VTUS

Technical data – Manifold block, size 25

Materials	
Manifold rail	Wrought aluminium alloy
Note on materials	RoHS-compliant

Dimensions Download CAD data → www.festo.com

Manifold block for 3/2-way valves, standard

1 Ports 1 and 3: G1/2
 3 Port 12: G1/8
 4 Thread M5x18 for extension module
 6 Profile slot IPM-05 system 5

Type	B4	B5	B6	B7	B8	B9	B11	B14	B15	B16	B22
VABM-B10-25E-G12-...-P3	93	67.5	80.5	78	62	30	16	14	32	6	37

Type	D1 Ø	D2	D4	H3	H4	H5	H6	H7	H9	L3	L4	L5	L9	T1
VABM-B10-25E-G12-...-P3	5.5	M4x9	M5	45	25	9	22	5	39	6	29.8	27.5	9.5	18

Valve positions	2	3	4	5	6	7	8	9	10
L1	87	114.5	142	169.5	197	224.5	252	279.5	307
L2	75	102.5	130	157.5	185	212.5	240	267.5	295

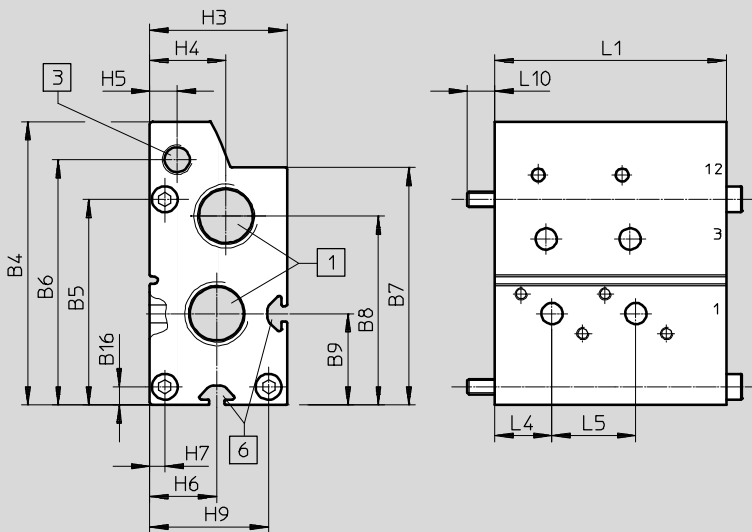
Solenoid valves VUVS/valve manifold VTUS

Technical data – Manifold block, size 25

Dimensions

Download CAD data → www.festo.com

Manifold block, extension module for 3/2-way valves, standard



- 1 Ports 1 and 3: G1/2
- 3 Port 12: G1/8
- 6 Profile slot IPM-05 system 5

Type	B4	B5	B6	B7	B8	B9	B16	H3
VABM-B10-25EEE-G12-2-P3	93	67.5	80.5	78	62	30	6	45

Type	H4	H5	H6	H7	H9	L4	L5	L10	L1
VABM-B10-25EEE-G12-2-P3	25	9	22	5	39	18.8	27.5	9	76

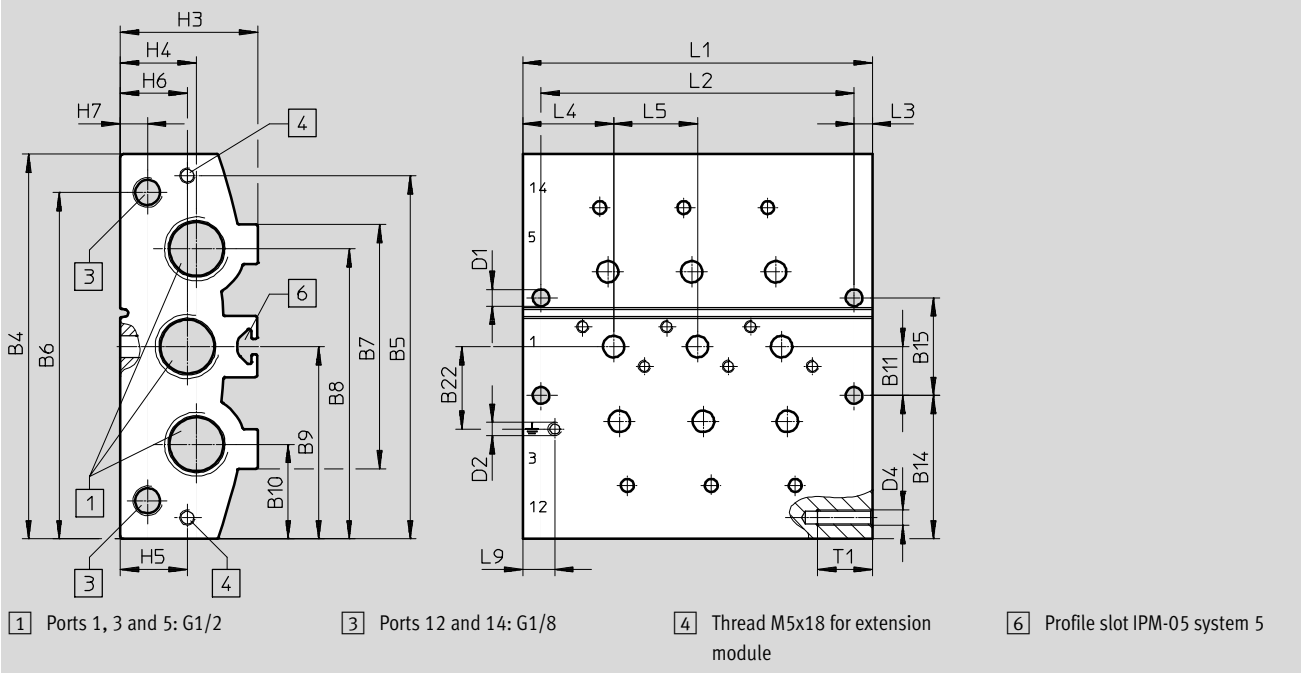
Solenoid valves VUVS/valve manifold VTUS

Technical data – Manifold block, size 25

Dimensions

Download CAD data → www.festo.com

Manifold block for 5/2- and 5/3-way valves, standard



Type	B4	B5	B6	B7	B8	B9	B10	B11	B14	B15	B22
VABM-B10-25E-G12-...	126	119	113.5	80	95	63	31	16	47	32	27

Type	D1 Ø	D2	D4	H3	H4	H5	H6	H7	L3	L4	L5	L9	T1
VABM-B10-25E-G12-...	5.5	M4x9	M5	45	25	22	22	9	6	29.8	27.5	10.5	18

Valve positions	2	3	4	5	6	7	8	9	10
L1	87	114.5	142	169.5	197	224.5	252	279.5	307
L2	75	102.5	130	157.5	185	212.5	240	267.5	295

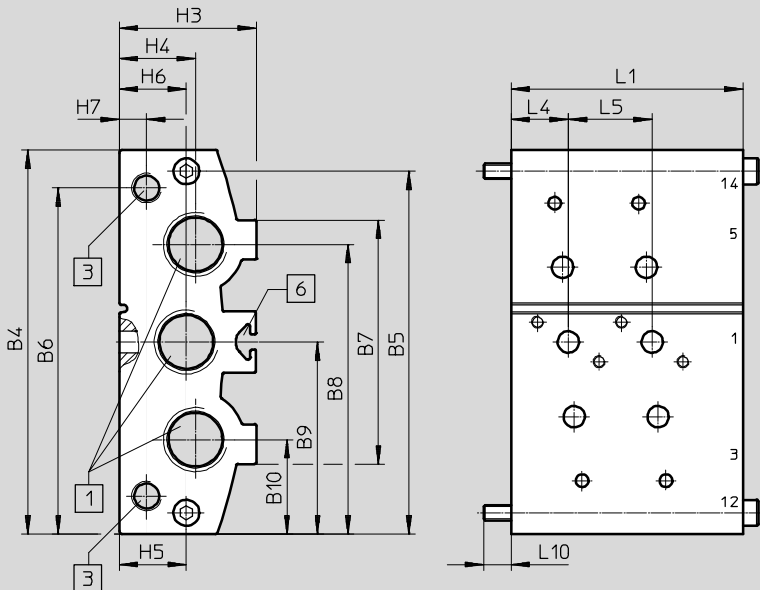
Solenoid valves VUVS/valve manifold VTUS

Technical data – Manifold block, size 25

Dimensions

Download CAD data → www.festo.com

Manifold block, extension module for 5/2- and 5/3-way valves, standard



1 Ports 1, 3 and 5: G1/2

3 Ports 12 and 14: G1/8

6 Profile slot IPM-05 system 5

Type	B4	B5	B6	B7	B8	B9	B10	H3
VABM-B10-25EEE-G12-2	110	100.5	97.5	73	81	55	29	37

Type	H4	H5	H6	H7	L1	L4	L5	L10
VABM-B10-25EEE-G12-2	23.5	22	18	8.5	60	13	22	10

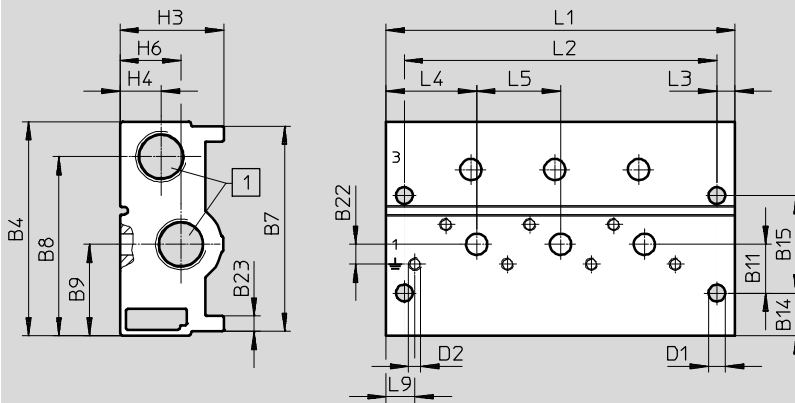
Solenoid valves VUVS/valve manifold VTUS

Technical data – Manifold block, size 25

Dimensions

Download CAD data → www.festo.com

Manifold block for 3/2-way valves, compact



1 Ports 1 and 3: G3/8

Type	B4	B7	B8	B9	B11	B14	B15	B22	B23
VABM-B10-25S-G38-...-P3	70.3	67.3	58.8	30	16	14	32	6.5	5

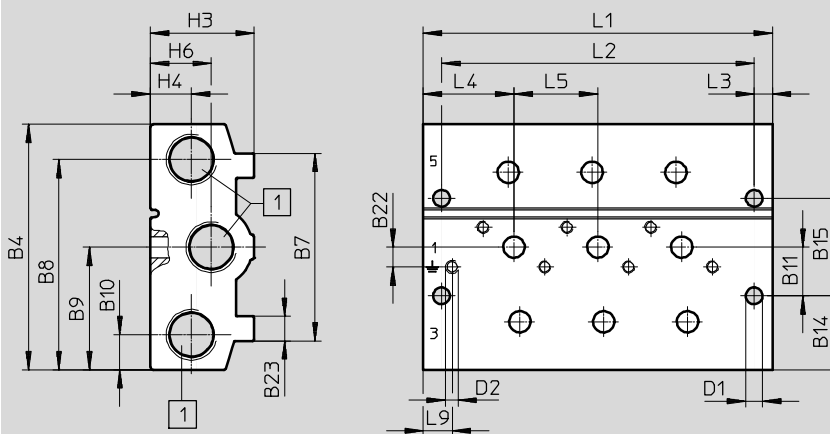
Type	D1 Ø	D2	H3	H4	H6	L3	L4	L5	L9
VABM-B10-25S-G38-...-P3	5.5	M4x9	34	13.5	20	6	29.8	27.5	9.5

Valve positions	2	3	4	5	6	7	8	9	10
L1	87	114.5	142	169.5	197	224.5	252	279.5	307
L2	75	102.5	130	157.5	185	212.5	240	267.5	295

Dimensions

Download CAD data → www.festo.com

Manifold block for 5/2- and 5/3-way valves, compact



1 Ports 1, 3 and 5: G3/8

Type	B4	B7	B8	B9	B10	B11	B14	B15	B22	B23
VABM-B10-25S-G38-...	80.5	61.5	69	40.3	11.5	16	24.3	32	6.5	8

Type	D1 Ø	D2	H3	H4	H6	L3	L4	L5	L9
VABM-B10-25S-G38-...	5.5	M4x9	34	13.5	20	6	29.8	27.5	9.5

Valve positions	2	3	4	5	6	7	8	9	10
L1	87	114.5	142	169.5	197	224.5	252	279.5	307
L2	75	102.5	130	157.5	185	212.5	240	267.5	295

Solenoid valves VUVS/valve manifold VTUS

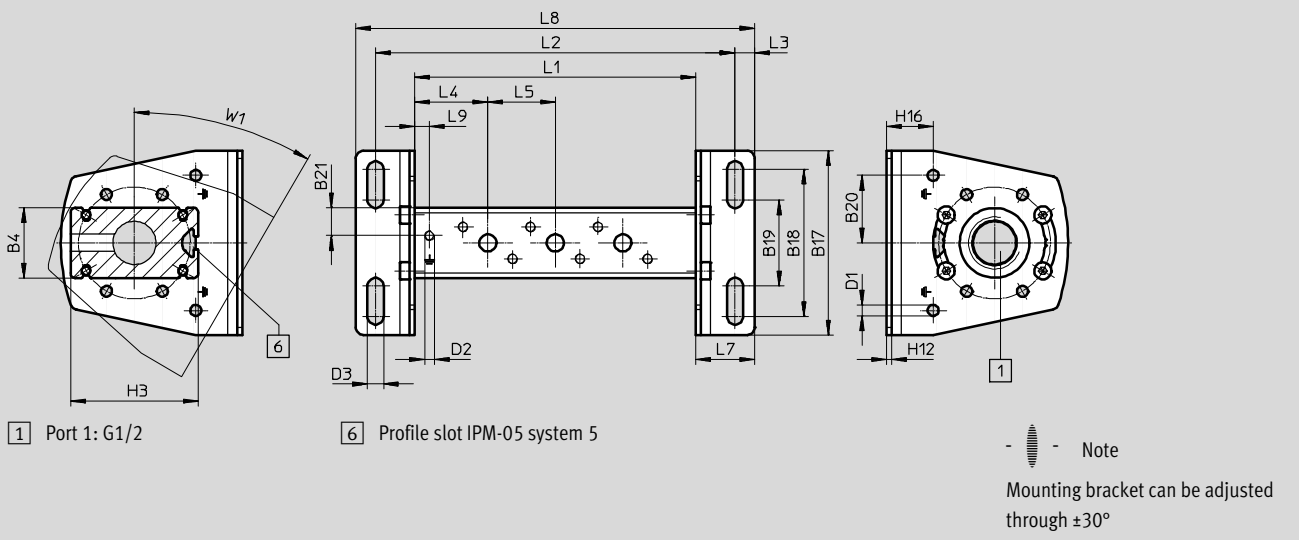
Technical data – Manifold block, size 25



Dimensions

Download CAD data → www.festo.com

Common supply manifold for mounting on both sides



Type	B4	B17	B18	B19	B20	B21	D1 Ø	D2	D3 Ø
VABM-B10-25-G12-...-P53	28.7	75	60	35	27.5	11.4	4.5	M4x9	6.6

Type	H3	H12	H16	L3	L4	L5	L7	L9	W1
VABM-B10-25-G12-...-P53	52	2	19	8	29.8	27.5	24	6	30°

Valve positions	2	3	4	5	6	7	8	9	10
L1	87	114.5	142	169.5	197	224.5	252	279.5	307
L2	119	146.5	174	201.5	229	256.5	284	311.5	339
L8	135	162.5	190	217.5	245	272.5	300	327.5	355

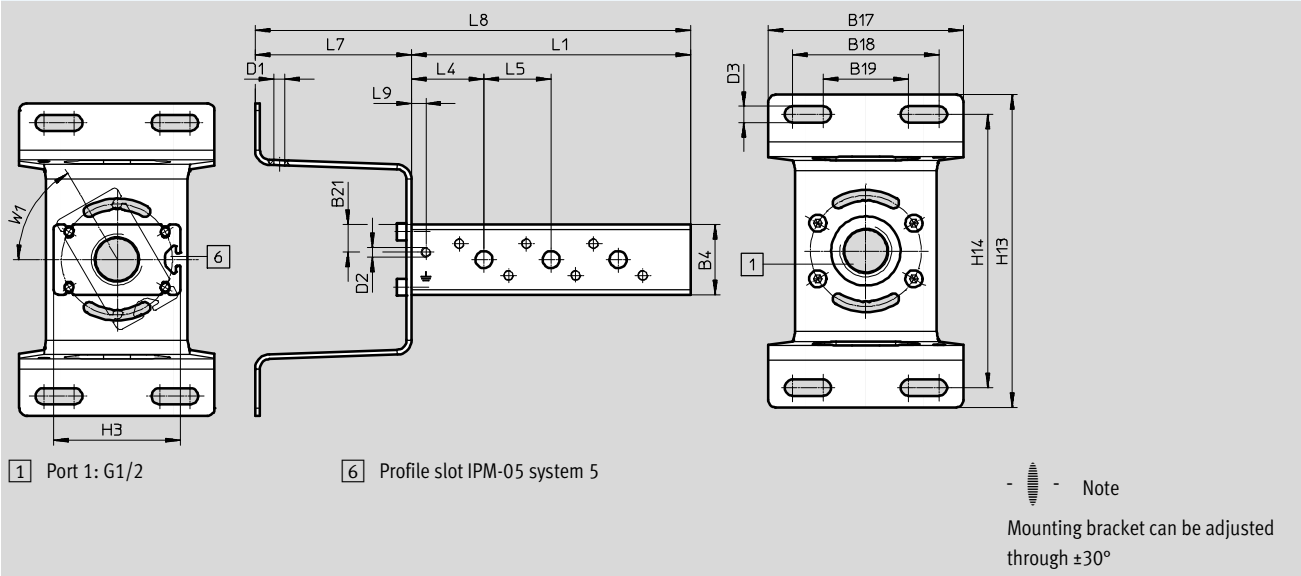
Solenoid valves VUVS/valve manifold VTUS

Technical data – Manifold block, size 25

Dimensions

Download CAD data → www.festo.com

Common supply manifold, mounting on one side



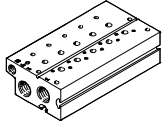

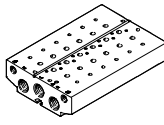



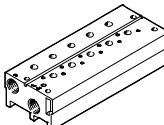

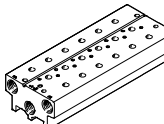

Type	B4	B17	B18	B19	B21	D1 \varnothing	D2	D3 \varnothing
VABM-B10-25-G12-...-P53-E	28.7	80	60	35	11.4	4.5	M4x9	6.6

Type	H3	H13	H14	L4	L5	L7	L9	W1
VABM-B10-25-G12-...-P53-E	52	128	112	29.8	27.5	64	6	30°

Valve positions	2	3	4
L1	87	114.5	142
L8	151	178.5	206

Solenoid valves VUVS/valve manifold VTUS

Ordering data – Manifold block, size 25

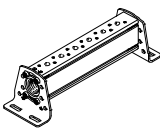
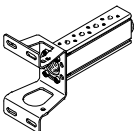
Ordering data – Manifold block				
	Description	Valve positions	Part no.	Type
Standard manifold block				
	For 3/2-way valves, incl. seals and screws for mounting valves -  - Note • Blanking plugs for sealing the supply ports (1, 3 and 14) at one end are included in the scope of delivery. • Standard manifold block is not licensed for VUVS-LK solenoid valves!	2	8026279	VABM-B10-25E-G12-2-P3
		3	8026280	VABM-B10-25E-G12-3-P3
		4	8026281	VABM-B10-25E-G12-4-P3
		5	8026282	VABM-B10-25E-G12-5-P3
		6	8026283	VABM-B10-25E-G12-6-P3
		7	8026284	VABM-B10-25E-G12-7-P3
		8	8026285	VABM-B10-25E-G12-8-P3
		9	8026286	VABM-B10-25E-G12-9-P3
		10	8026287	VABM-B10-25E-G12-10-P3
			For 5/2 and 5/3-way valves, incl. seals and screws for valve assembly -  - Note • Blanking plugs for sealing the supply ports (1, 3, 5, 12 and 14) at one end are included in the scope of delivery. • Standard manifold block is not licensed for VUVS-LK solenoid valves!	2
3	8026244			VABM-B10-25E-G12-3
4	8026245			VABM-B10-25E-G12-4
5	8026246			VABM-B10-25E-G12-5
6	8026247			VABM-B10-25E-G12-6
7	8026248			VABM-B10-25E-G12-7
8	8026249			VABM-B10-25E-G12-8
9	802625			VABM-B10-25E-G12-9
10	8026251			VABM-B10-25E-G12-10
Extension module for standard manifold block				
	For 3/2-way valves, incl. seals and screws for mounting valves	2	8026316	VABM-B10-25EEE-G12-2-P3
	For 5/2 and 5/3-way valves, incl. seals and screws for valve assembly	2	8026315	VABM-B10-25EEE-G12-2
Compact manifold block				
	For 3/2-way valves, incl. seals and screws for mounting valves -  - Note Blanking plugs for sealing the supply ports (1, 3 and 14) at one end are included in the scope of delivery.	2	★ 8026297	VABM-B10-25S-G38-2-P3
		3	8026298	VABM-B10-25S-G38-3-P3
		4	★ 8026299	VABM-B10-25S-G38-4-P3
		5	8026300	VABM-B10-25S-G38-5-P3
		6	★ 8026301	VABM-B10-25S-G38-6-P3
		7	8026302	VABM-B10-25S-G38-7-P3
		8	★ 8026303	VABM-B10-25S-G38-8-P3
		9	8026304	VABM-B10-25S-G38-9-P3
		10	★ 8026305	VABM-B10-25S-G38-10-P3
			For 5/2 and 5/3-way valves, incl. seals and screws for valve assembly -  - Note Blanking plugs for sealing the supply ports (1, 3, 5, 12 and 14) at one end are included in the scope of delivery.	2
3	8026262			VABM-B10-25S-G38-3
4	★ 8026263			VABM-B10-25S-G38-4
5	8026264			VABM-B10-25S-G38-5
6	★ 8026265			VABM-B10-25S-G38-6
7	8026266			VABM-B10-25S-G38-7
8	★ 8026267			VABM-B10-25S-G38-8
9	8026268			VABM-B10-25S-G38-9
10	★ 8026269			VABM-B10-25S-G38-10

Festo core product range

- ★ Generally ready for shipping ex works in 24 hours
- ☆ Generally ready for shipping ex works in 5 days

Solenoid valves VUVS/valve manifold VTUS

Ordering data – Manifold block, size 25

Ordering data				
	Description	Valve positions	Part no.	Type
Supply manifold				
	For mounting on both sides, incl. seals and screws for valve assembly	2	★ 8026219	VABM-B10-25-G12-2-P53
		3	8026220	VABM-B10-25-G12-3-P53
		4	★ 8026221	VABM-B10-25-G12-4-P53
		5	8026222	VABM-B10-25-G12-5-P53
		6	★ 8026223	VABM-B10-25-G12-6-P53
		7	8026224	VABM-B10-25-G12-7-P53
		8	★ 8026225	VABM-B10-25-G12-8-P53
		9	8026226	VABM-B10-25-G12-9-P53
		10	★ 8026227	VABM-B10-25-G12-10-P53
			For mounting on one side, incl. seals and screws for valve mounting	2
3	8026238			VABM-B10-25-G12-3-P53-E
4	8026239			VABM-B10-25-G12-4-P53-E



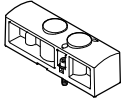
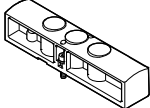

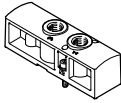
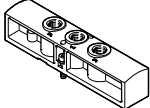

Note

Blanking plug for sealing the supply port (1) at one end included in the scope of delivery.

Solenoid valves VUVS/valve manifold VTUS

FESTO

Ordering data – Manifold block, size 25

Ordering data			
	Description	Weight [g]	Part no. Type
Cover plate			
	For valve position on manifold block for 3/2-way valves	84	★ 8026210 VABB-B10-25-E-P3
	For valve position on manifold block for 5/2-, 5/3-way valves	117	★ 8026209 VABB-B10-25-E
	For valve position on common supply manifold	28	★ 8026208 VABB-B10-25-A
Supply plate			
	For valve position on manifold block for 3/2-way valves	80	8026319 VABF-B10-25-P1A4-G14-P3
	For valve position on manifold block for 5/2-, 5/3-way valves	110	8026318 VABF-B10-25-P1A4-G14
Supply plate			
	For valve position on common supply manifold	26	8026317 VABF-B10-25-P1-G14

Festo core product range




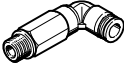
★ Generally ready for shipping ex works in 24 hours

☆ Generally ready for shipping ex works in 5 days

Solenoid valves VUVS/valve manifold VTUS

FESTO

Ordering data – Manifold block, size 25

Ordering data					
	Description	Part no.	Type	PE ¹⁾	
Push-in fitting with external hex					
	Connecting thread for G3/8 for tubing O.D.	16 mm	★ 186347	QS-G3/8-16	1
	Connecting thread G1/2 for tubing O.D.	16 mm	☆ 186105	QS-G1/2-16	1
			132047	QS-G1/2-16-20	20
Push-in fitting with internal hex socket					
	Connecting thread M5 for tubing O.D.	4 mm	★ 153315	QSM-M5-4-I	10
	Connecting thread G1/8 for tubing O.D.	6 mm	★ 186107	QS-G1/8-6-I	10
			133009	QS-G1/8-6-I-100	100
			★ 186108	QS-G1/4-6-I	10
	Connecting thread G1/4 for tubing O.D.	6 mm	★ 186110	QS-G1/4-8-I	10
		8 mm	★ 186112	QS-G1/4-10-I	10
		10 mm	★ 186111	QS-G3/8-8-I	10
	Connecting thread G3/8 for tubing O.D.	8 mm	★ 186113	QS-G3/8-10-I	10
		10 mm	★ 186114	QS-G3/8-12-I	10
		12 mm	★ 186115	QS-G1/2-12-I	1
Angled push-in fitting with external hex					
	Connecting thread G1/4 for tubing O.D.	6 mm	★ 186118	QSL-G1/4-6	10
			132051	QSL-G1/4-6-100	100
		8 mm	★ 186120	QSL-G1/4-8	10
			132052	QSL-G1/4-8-50	50
		10 mm	★ 186122	QSL-G1/4-10	10
			132053	QSL-G1/4-10-50	50
	Connecting thread G3/8 for tubing O.D.	8 mm	★ 186121	QSL-G3/8-8	10
			132055	QSL-G3/8-8-50	50
		10 mm	★ 186123	QSL-G3/8-10	10
			132056	QSL-G3/8-10-20	20
		12 mm	★ 186124	QSL-G3/8-12	10
			132057	QSL-G3/8-12-20	20
	Connecting thread G1/2 for tubing O.D.	12 mm	★ 186348	QSL-G3/8-16	1
			★ 186125	QSL-G1/2-12	1
		16 mm	132058	QSL-G1/2-12-20	20
16 mm	★ 186126	QSL-G1/2-16	1		
	132059	QSL-G1/2-16-20	20		
Angled push-in fitting, long, with external hex					
	Connecting thread G1/4 for tubing O.D.	6 mm	186129	QSL-G1/4-6	10
		8 mm	186131	QSL-G1/4-8	10
		10 mm	186133	QSL-G1/4-10	10

1) Packaging unit quantity


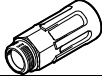




Festo core product range

- ★ Generally ready for shipping ex works in 24 hours
- ☆ Generally ready for shipping ex works in 5 days

Solenoid valves VUVS/valve manifold VTUS

FESTO

Ordering data – Manifold block, size 25

Ordering data					
	Description		Part no.	Type	PE ¹⁾
Silencer					
	With connecting thread G, polymer design	G1/4	★ 2316	U-1/4	1
			534223	U-1/4-20	20
	G3/8	534224	U-3/8-20	20	
	With connecting thread G, metal design	G3/8	★ 6843	U-3/8-B	1
		G1/2	★ 6844	U-1/2-B	1
	With connecting thread G, sinter design, long	G3/8	★ 1205862	AMTE-M-LH-G38	10
		G1/2	★ 1205863	AMTE-M-LH-G12	10
Blanking plug					
	With connecting thread	G1/8	★ 3568	B-1/8	10
			534213	B-1/8-100	100
		G3/8	★ 3570	B-3/8	10
			534215	B-3/8-20	20
		G1/2	★ 3571	B-1/2	10
			534216	B-1/2-20	20
Separator					
	For creating pressure zones	G1/8	569995	VABD-8-B	1
		G3/8	574483	VABD-14-B	1
		G1/2	8022483	VABD-17.5-B	1
H-rail mounting					
	For mounting the valve manifold on standard H-rail TH 35-7,5 or TH 35-15, to EN 60715		2636436	VAME-T-M5	2

1) Packaging unit quantity


Festo core product range

★ Generally ready for shipping ex works in 24 hours

☆ Generally ready for shipping ex works in 5 days

Solenoid valves VUVS/valve manifold VTUS

Technical data – Manifold block, size 30

 Flow rate
 Up to 2300 l/min



General technical data									
	Connection block standard		Extension module for standard manifold block		Manifold block compact		Common supply manifold on both sides		on one side
	3/2	5/2, 5/3	3/2	5/2, 5/3	3/2	5/2, 5/3	3/2, 5/2, 5/3		
For valve function	3/2	5/2, 5/3	3/2	5/2, 5/3	3/2	5/2, 5/3	3/2, 5/2, 5/3		
Grid dimension [mm]	32								
Type of mounting	Via through-hole						Via mounting bracket		
Max. number of valve positions	10	10	2	2	10		10	4	
Connection 1	G3/4	G3/4	G3/4	G3/4	G1/2	G1/2	G3/4	G3/4	
Connection 3	G3/4	G3/4	G3/4	G3/4	G1/2	G1/2	-	-	
Connection 5	-	G3/4	-	G3/4	-	G1/2	-	-	
Connection 12	G1/8	G1/8	G1/8	G1/8	-	-	-	-	
Connection 14	-	G1/8	-	G1/8	-	-	-	-	
Corrosion resistance class CRC ¹⁾	2								

1) Corrosion resistance class CRC 2 to Festo standard FN 940070
 Moderate corrosion stress. Indoor applications in which condensation may occur. External visible parts with primarily decorative requirements for the surface and which are in direct contact with the ambient atmosphere typical for industrial applications.

Weight [g]									
Valve positions	2	3	4	5	6	7	8	9	10
Manifold block for 3/2-way valves, standard									
VABM-B10-30E-G34-...-P3	1411	1828	2245	2662	3079	3496	3913	4330	4747
Manifold block, extension module for 3/2-way valves, standard									
VABM-B10-30EEE-G34-2-P3	1111	-	-	-	-	-	-	-	-
Manifold block for 5/2- and 5/3-way valves, standard									
VABM-B10-30E-G34-...	1722	2213	2703	3194	3684	4175	4665	5156	5646
Manifold block, extension module for 5/2- and 5/3-way valves, standard									
VABM-B10-30EEE-G34-2	1318	-	-	-	-	-	-	-	-
Manifold block for 3/2-way valves, compact									
VABM-B10-30S-G12-...-P3	652	872	1093	1313	1533	1753	1973	2193	2413
Manifold block for 5/2- and 5/3-way valves, compact									
VABM-B10-30S-G12-...	759	1013	1267	1522	1776	2030	2285	2539	2793
Supply manifold for mounting on both sides									
VABM-B10-30-G34-...-P53	818	977	1135	1293	1452	1610	1768	1927	2085
Supply manifold for mounting on one side									
VABM-B10-30-G34-2-P53-E	852	1011	1169	-	-	-	-	-	-

Solenoid valves VUVS/valve manifold VTUS

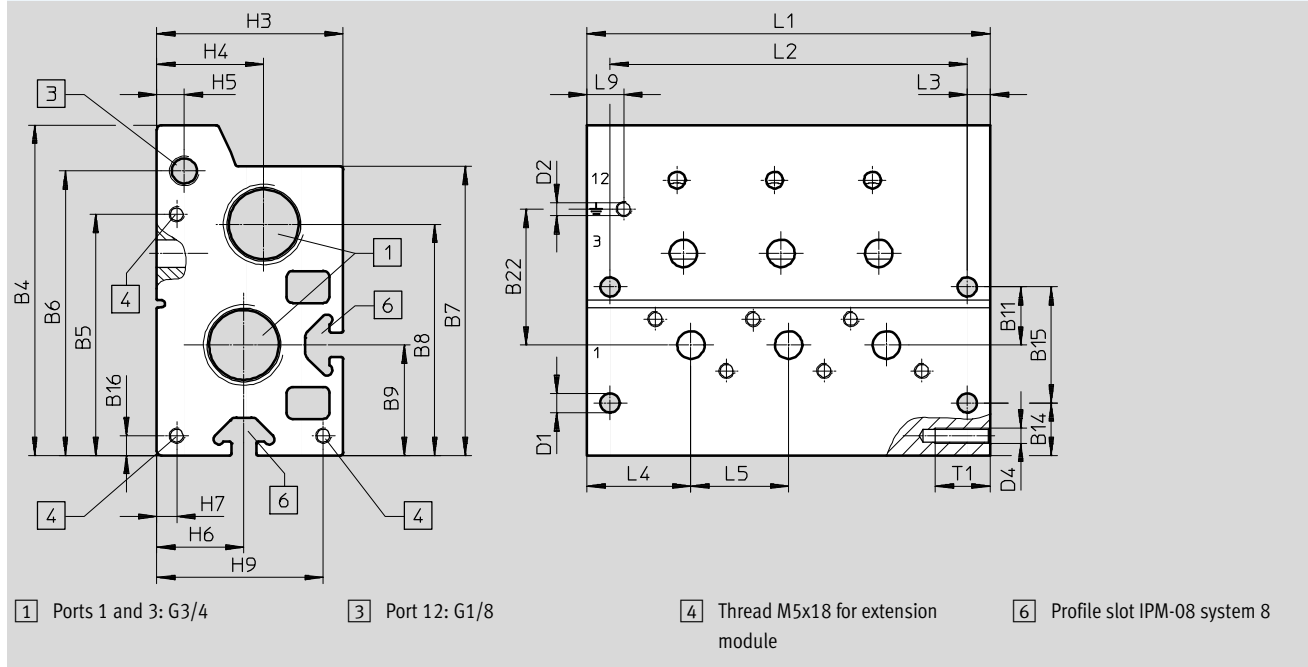
Technical data – Manifold block, size 30



Materials	
Manifold rail	Wrought aluminium alloy
Note on materials	RoHS-compliant

Dimensions Download CAD data → www.festo.com

Manifold block for 3/2-way valves, standard



Type	B4	B5	B6	B7	B8	B9	B11	B14	B15	B16	B22
VABM-B10-30E-G34-...-P3	108.2	79	93.2	94.7	75.7	36.2	19	17.2	38	6.5	44.5

Type	D1 Ø	D2	D4	H3	H4	H5	H6	H7	H9	L3	L4	L5	L9	T1
VABM-B10-30E-G34-...-P3	6.3	M5x11	M5	61	35	9	28.5	6.5	54.5	7.5	34	32	12	18

Valve positions	2	3	4	5	6	7	8	9	10
L1	100	132	164	196	228	260	292	324	356
L2	85	117	149	181	213	245	277	309	341

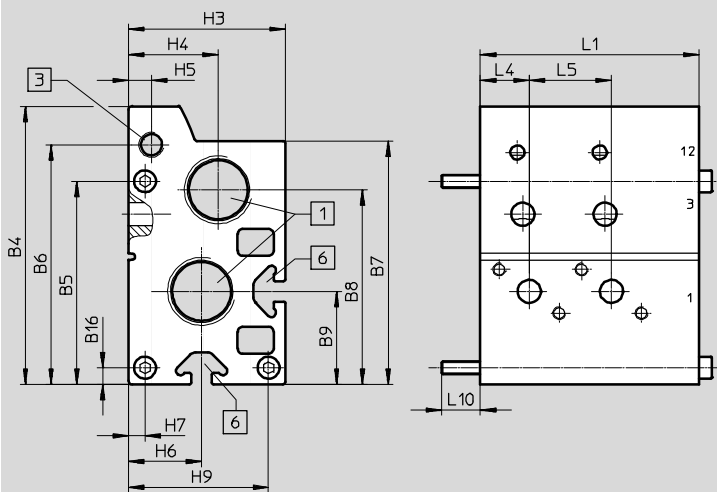
Solenoid valves VUVS/valve manifold VTUS

Technical data – Manifold block, size 30

Dimensions

Download CAD data → www.festo.com

Manifold block, extension module for 3/2-way valves, standard



- 1 Ports 1 and 3: G3/4
- 3 Port 12: G1/8
- 6 Profile slot IPM-08 system 8

Type	B4	B5	B6	B7	B8	B9	B16	H3
VABM-B10-30EEE-G34-2-P3	108.2	79	93.2	94.7	75.7	36.2	6.5	61

Type	H4	H5	H6	H7	H9	L4	L5	L10	L1
VABM-B10-30EEE-G34-2-P3	35	9	28.5	6.5	54.5	19	32	15	85

Solenoid valves VUVS/valve manifold VTUS

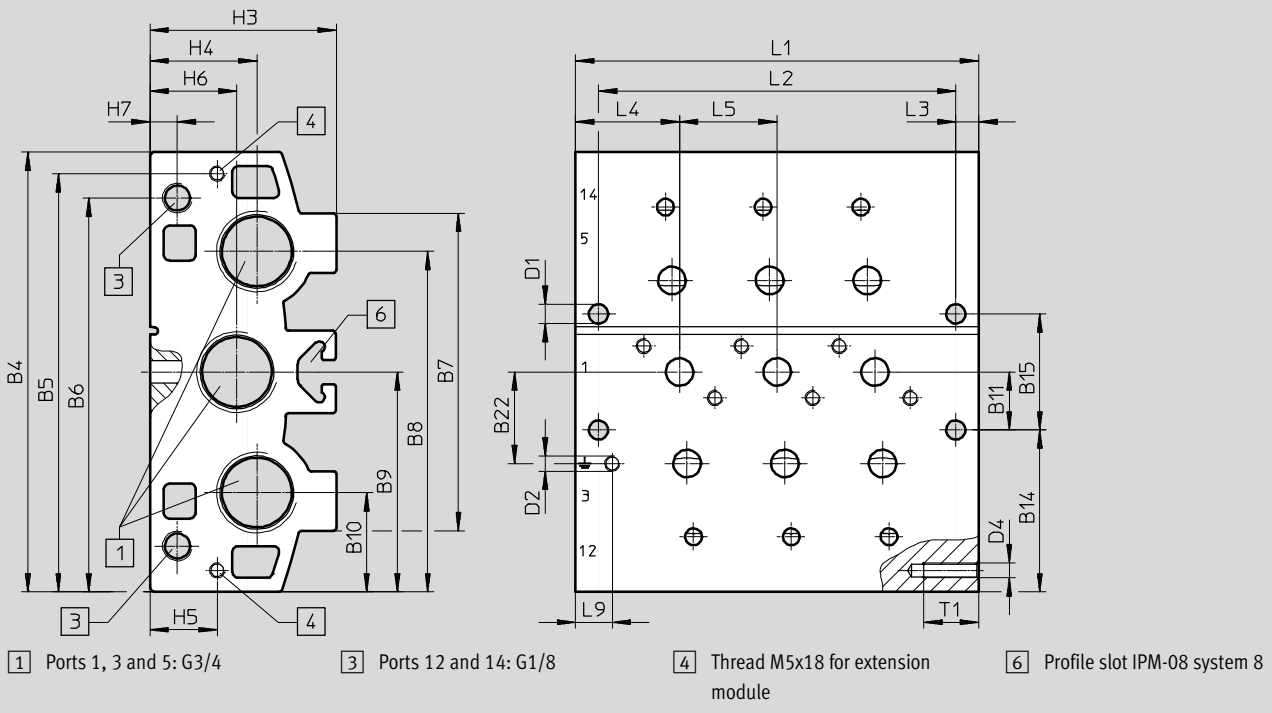
Technical data – Manifold block, size 30



Dimensions

Download CAD data → www.festo.com

Manifold block for 5/2- and 5/3-way valves, standard



Type	B4	B5	B6	B7	B8	B9	B10	B11	B14	B15	B22
VABM-B10-30E-G34-...	144	137	129	104	111.5	72	32.5	19	53	38	30

Type	D1 Ø	D2	D4	H3	H4	H5	H6	H7	L3	L4	L5	L9	T1
VABM-B10-30E-G34-...	6.3	M5x11	M5	61	35	22	28.5	9	7.5	34	32	12	18

Valve positions	2	3	4	5	6	7	8	9	10
L1	100	132	164	196	228	260	292	324	356
L2	85	117	149	181	213	245	277	309	341

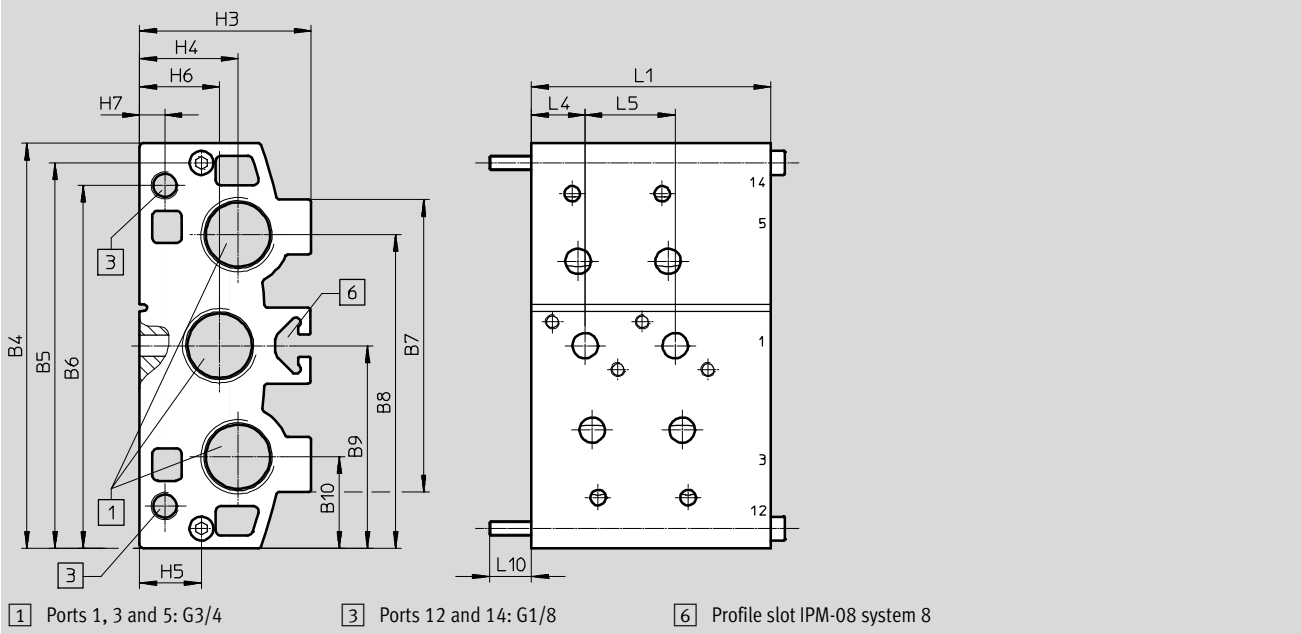
Solenoid valves VUVS/valve manifold VTUS

Technical data – Manifold block, size 30

Dimensions

Download CAD data → www.festo.com

Manifold block, extension module for 5/2- and 5/3-way valves, standard



Type	B4	B5	B6	B7	B8	B9	B10	H3
VABM-B10-30EEE-G34-2	144	137	129	104	111.5	72	32.5	61

Type	H4	H5	H6	H7	L1	L4	L5	L10
VABM-B10-30EEE-G34-2	35	22	28.5	9	85	19	32	15

Solenoid valves VUVS/valve manifold VTUS

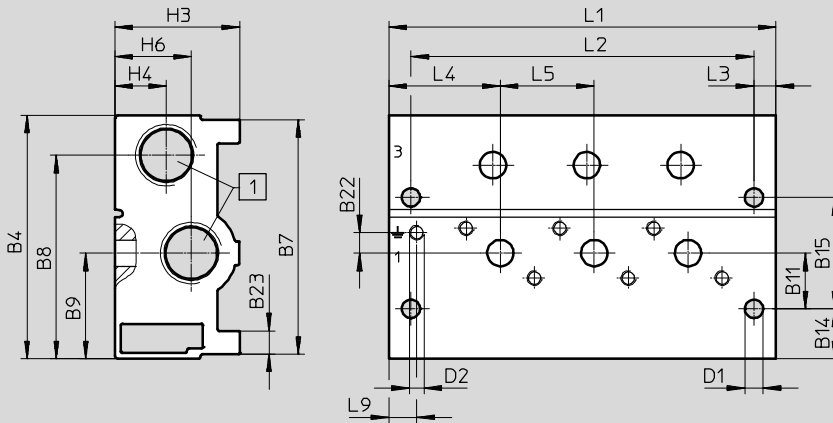
Technical data – Manifold block, size 30



Dimensions

Download CAD data → www.festo.com

Manifold block for 3/2-way valves, compact



1 Ports 1 and 3: G1/2

Type	B4	B7	B8	B9	B11	B14	B15	B22	B23
VABM-B10-30S-G12-...-P3	83	80	69.4	36	19	17	38	7	8

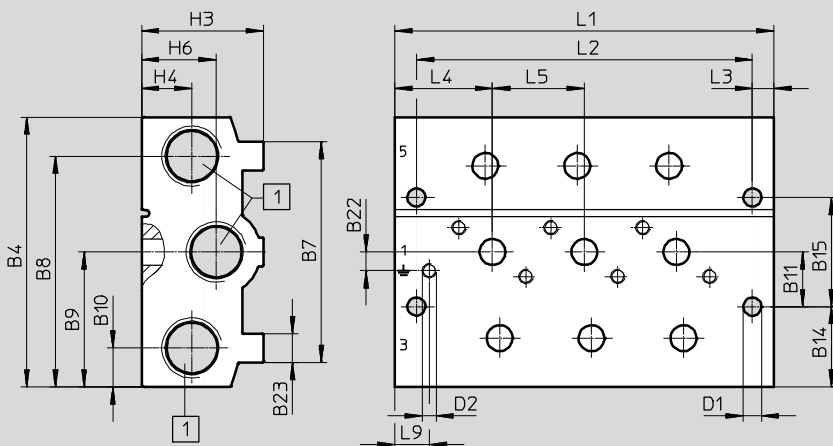
Type	D1 Ø	D2	H3	H4	H6	L3	L4	L5	L9
VABM-B10-30S-G12-...-P3	6.3	M5x11	42.5	17.5	26	7.5	38	32	12

Valve positions	2	3	4	5	6	7	8	9	10
L1	100	132	164	196	228	260	292	324	356
L2	85	117	149	181	213	245	277	309	341

Dimensions

Download CAD data → www.festo.com

Manifold block for 5/2- and 5/3-way valves, compact



1 Ports 1, 3 and 5: G1/2

Type	B4	B7	B8	B9	B10	B11	B14	B15	B22	B23
VABM-B10-30S-G12-...	94	77	80.4	47	13.6	19	28	38	6.5	10

Type	D1 Ø	D2	H3	H4	H6	L3	L4	L5	L9
VABM-B10-30S-G12-...	6.3	M5x11	42.5	17.5	26	7.5	34	32	12

Valve positions	2	3	4	5	6	7	8	9	10
L1	100	132	164	196	228	260	292	324	356
L2	85	117	149	181	213	245	277	309	341

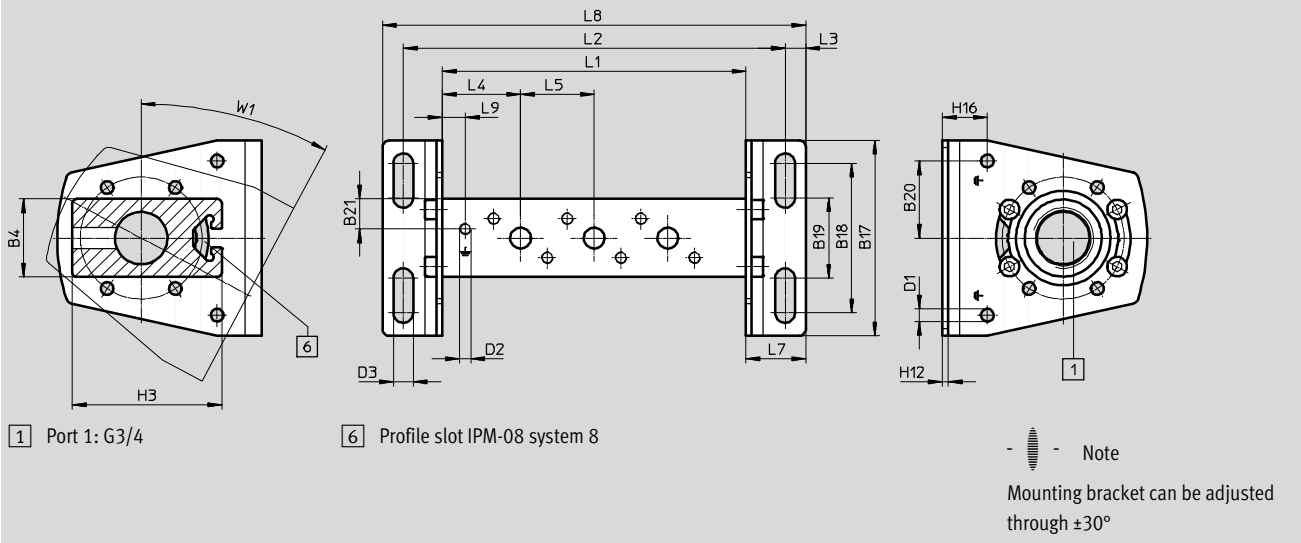
Solenoid valves VUVS/valve manifold VTUS

Technical data – Manifold block, size 30

Dimensions

Download CAD data → www.festo.com

Common supply manifold for mounting on both sides



Type	B4	B17	B18	B19	B20	B21	D1 \varnothing	D2	D3 \varnothing
VABM-B10-30-G34-...-P53	34	85	65	35	33.5	13	5.5	M5x11	8.6

Type	H3	H12	H16	L3	L4	L5	L7	L9	W1
VABM-B10-30-G34-...-P53	65	2.5	19.5	9	34	32	26	10	30°

Valve positions	2	3	4	5	6	7	8	9	10
L1	100	132	164	196	228	260	292	324	356
L2	134	166	198	230	262	294	326	358	390
L8	152	184	216	248	280	312	344	376	408

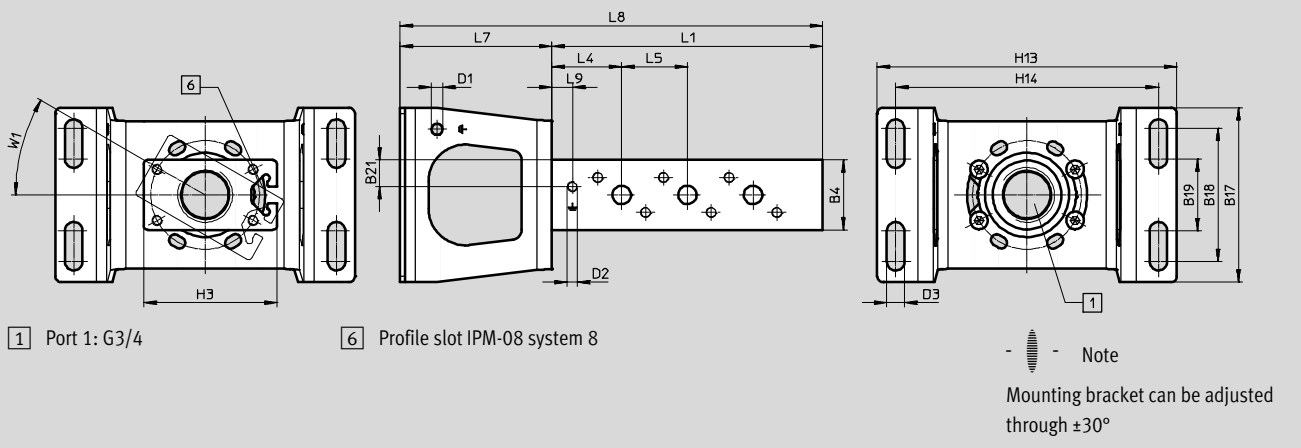
Solenoid valves VUVS/valve manifold VTUS

Technical data – Manifold block, size 30

Dimensions

Download CAD data → www.festo.com

Common supply manifold, mounting on one side



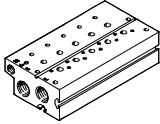

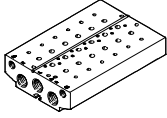



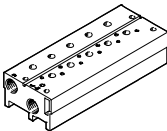

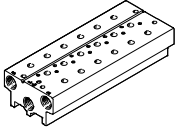

Type	B4	B17	B18	B19	B21	D1 Ø	D2	D3Ø
VABM-B10-30-G34-...-P53-E	34	85	65	35	13	5.5	M5x11	8.6

Type	H3	H13	H14	L4	L5	L7	L9	W1
VABM-B10-30-G34-...-P53-E	65	146	128	34	32	74	10	30°

Valve positions	2	3	4
L1	100	132	164
L8	168	200	232

Solenoid valves VUVS/valve manifold VTUS

Ordering data – Manifold block, size 30

Ordering data – Manifold block				
	Description	Valve positions	Part no.	Type
Standard manifold block				
	For 3/2-way valves, incl. seals and screws for mounting valves -  - Note • Blanking plugs for sealing the supply ports (1, 3 and 14) at one end are included in the scope of delivery. • Standard manifold block is not licensed for VUVS-LK solenoid valves!	2	8026395	VABM-B10-30E-G34-2-P3
		3	8026396	VABM-B10-30E-G34-3-P3
		4	8026397	VABM-B10-30E-G34-4-P3
		5	8026398	VABM-B10-30E-G34-5-P3
		6	8026399	VABM-B10-30E-G34-6-P3
		7	8026400	VABM-B10-30E-G34-7-P3
		8	8026401	VABM-B10-30E-G34-8-P3
		9	8026402	VABM-B10-30E-G34-9-P3
		10	8026403	VABM-B10-30E-G34-10-P3
			For 5/2 and 5/3-way valves, incl. seals and screws for valve assembly -  - Note • Blanking plugs for sealing the supply ports (1, 3, 5, 12 and 14) at one end are included in the scope of delivery. • Standard manifold block is not licensed for VUVS-LK solenoid valves!	2
3	8026360			VABM-B10-30E-G34-3
4	8026361			VABM-B10-30E-G34-4
5	8026362			VABM-B10-30E-G34-5
6	8026363			VABM-B10-30E-G34-6
7	8026364			VABM-B10-30E-G34-7
8	8026365			VABM-B10-30E-G34-8
9	8026366			VABM-B10-30E-G34-9
10	8026367			VABM-B10-30E-G34-10
Extension module for standard manifold block				
	For 3/2-way valves, incl. seals and screws for mounting valves	2	8026432	VABM-B10-30EEE-G34-2-P3
	For 5/2 and 5/3-way valves, incl. seals and screws for valve assembly	2	8026431	VABM-B10-30EEE-G34-2
Compact manifold block				
	For 3/2-way valves, incl. seals and screws for mounting valves -  - Note Blanking plugs for sealing the supply ports (1, 3 and 14) at one end are included in the scope of delivery.	2	★ 8026413	VABM-B10-30S-G12-2-P3
		3	8026414	VABM-B10-30S-G12-3-P3
		4	★ 8026415	VABM-B10-30S-G12-4-P3
		5	8026416	VABM-B10-30S-G12-5-P3
		6	★ 8026417	VABM-B10-30S-G12-6-P3
		7	8026418	VABM-B10-30S-G12-7-P3
		8	★ 8026419	VABM-B10-30S-G12-8-P3
		9	8026420	VABM-B10-30S-G12-9-P3
		10	★ 8026421	VABM-B10-30S-G12-10-P3
			For 5/2 and 5/3-way valves, incl. seals and screws for valve assembly -  - Note Blanking plugs for sealing the supply ports (1, 3, 5, 12 and 14) at one end are included in the scope of delivery.	2
3	8026378			VABM-B10-30S-G12-3
4	★ 8026379			VABM-B10-30S-G12-4
5	8026380			VABM-B10-30S-G12-5
6	★ 8026381			VABM-B10-30S-G12-6
7	8026382			VABM-B10-30S-G12-7
8	★ 8026383			VABM-B10-30S-G12-8
9	8026384			VABM-B10-30S-G12-9
10	★ 8026385			VABM-B10-30S-G12-10

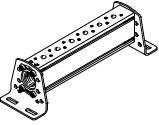
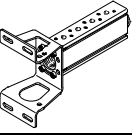
Festo core product range

- ★ Generally ready for shipping ex works in 24 hours
- ☆ Generally ready for shipping ex works in 5 days

Solenoid valves VUVS/valve manifold VTUS

FESTO

Ordering data – Manifold block, size 30

Ordering data				
	Description	Valve positions	Part no.	Type
Supply manifold				
	For mounting on both sides, incl. seals and screws for valve assembly	2	★ 8026338	VABM-B10-30-G34-2-P53
		3	8026339	VABM-B10-30-G34-3-P53
		4	★ 8026340	VABM-B10-30-G34-4-P53
		5	8026341	VABM-B10-30-G34-5-P5
		6	★ 8026342	VABM-B10-30-G34-6-P53
		7	8026343	VABM-B10-30-G34-7-P53
		8	★ 8026344	VABM-B10-30-G34-8-P53
		9	8026345	VABM-B10-30-G34-9-P53
		10	★ 8026346	VABM-B10-30-G34-10-P53
			For mounting on one side, incl. seals and screws for valve mounting	2
3	8026357			VABM-B10-30-G34-3-P53-E
4	8026358			VABM-B10-30-G34-4-P53-E

-  - Note

Blanking plug for sealing the supply port (1) at one end included in the scope of delivery.

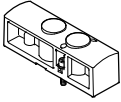
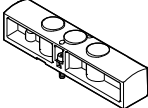

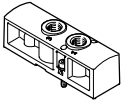
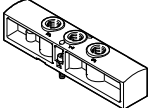

Festo core product range

★ Generally ready for shipping ex works in 24 hours

☆ Generally ready for shipping ex works in 5 days

Solenoid valves VUVS/valve manifold VTUS

Ordering data – Manifold block, size 30

Ordering data				
	Description	Weight [g]	Part no.	Type
Cover plate				
	For valve position on manifold block for 3/2-way valves	128	★ 8026336	VABB-B10-30-E-P3
	For valve position on manifold block for 5/2-, 5/3-way valves	179	★ 8026335	VABB-B10-30-E
	For valve position on common supply manifold	43	★ 8026334	VABB-B10-30-A
Supply plate				
	For valve position on manifold block for 3/2-way valves	121	8026435	VABF-B10-30-P1A4-G38-P3
	For valve position on manifold block for 5/2-, 5/3-way valves	167	8026434	VABF-B10-30-P1A4-G38
Supply plate				
	For valve position on common supply manifold	40	8026433	VABF-B10-30-P1-G38




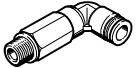

Festo core product range

- ★ Generally ready for shipping ex works in 24 hours
- ☆ Generally ready for shipping ex works in 5 days

Solenoid valves VUVS/valve manifold VTUS

FESTO

Ordering data – Manifold block, size 30

Ordering data					
	Description	Part no.	Type	PE ¹⁾	
Push-in fitting with internal hex					
	Connecting thread G1/8 for tubing O.D.	4 mm	★ 186106	QS-G1/8-4-I	10
			133008	QS-G1/8-4-I-100	100
		6 mm	★ 186107	QS-G1/8-6-I	10
			133009	QS-G1/8-6-I-100	100
	Connecting thread G3/8 for tubing O.D.	8 mm	★ 186111	QS-G3/8-8-I	10
		10 mm	★ 186113	QS-G3/8-10-I	10
		12 mm	★ 186114	QS-G3/8-12-I	10
	Connecting thread G1/2 for tubing O.D.	12 mm	★ 186115	QS-G1/2-12-I	1
Push-in fitting with external hex					
	Connecting thread G1/2 for tubing O.D.	16 mm	★ 186105	QS-G1/2-16	1
			132047	QS-G1/2-16-20	20
Angled push-in fitting with external hex					
	Connecting thread G3/8 for tubing O.D.	8 mm	★ 186121	QSL-G3/8-8	10
			132055	QSL-G3/8-8-50	50
		10 mm	★ 186123	QSL-G3/8-10	10
			132056	QSL-G3/8-10-20	20
		12 mm	★ 186124	QSL-G3/8-12	10
			132057	QSL-G3/8-12-20	20
	Connecting thread G1/2 for tubing O.D.	12 mm	★ 186125	QSL-G1/2-12	1
			132058	QSL-G1/2-12-20	20
16 mm		★ 186126	QSL-G1/2-16	1	
		132059	QSL-G1/2-16-20	20	
Angled push-in fitting, long, with external hex					
	Connecting thread G1/2 for tubing O.D.	8 mm	186132	QSL-G3/8-8	10
		10 mm	186134	QSL-G3/8-10	10
		12 mm	186135	QSL-G3/8-12	10
Barbed fitting with external hex					
	Connecting thread G3/4 for tubing I.D.	13 mm	3612	N-3/4-P-13	1
		19 mm	3613	N-3/4-P-19	1
	Connecting thread G3/4 for tubing I.D.	13 mm	15637	N-3/4-P-13-MS	1
		19 mm	15638	N-3/4-P-19-MS	1

1) Packaging unit quantity







Festo core product range

★ Generally ready for shipping ex works in 24 hours

☆ Generally ready for shipping ex works in 5 days

Solenoid valves VUVS/valve manifold VTUS

Ordering data – Manifold block, size 30

Ordering data					
	Description		Part no.	Type	PE ¹⁾
Silencer					
	With connecting thread G, polymer design	G3/8	534224	U-3/8-20	20
	With connecting thread G, metal design	G1/2	★ 6844	U-1/2-B	1
		G3/4	6845	U-3/4-B	1
		G3/8	★ 6843	U-3/8-B	1
	With connecting thread G, sinter design, long	G1/2	★ 1205863	AMTE-M-LH-G12	10
		G3/4	1205864	AMTE-M-LH-G34	10
Blanking plug					
	With connecting thread	G1/8	★ 3568	B-1/8	10
			534213	B-1/8-100	100
		G1/2	★ 3571	B-1/2	10
			534216	B-1/2-20	20
G3/4	★ 3572	B-3/4	10		
Separator					
	For creating pressure zones	G1/8	569995	VABD-8-B	1
		G1/2	8022483	VABD-17.5-B	1
		G3/4	8022484	VABD-22.7-B	1
H-rail mounting					
	For size 30, for mounting on standard H-rails TH 35-7.5 or TH 35-15 to EN 60715		3488412	VAME-T-M6	2

1) Packaging unit quantity