

HS (M) Series

Aluminum Housed Resistors



Ohmite and Arcol's aluminum housed resistors are now available in this new version. The HS(M) has the ability to connect with a faston connector and does not need to solder wires to the standard terminals. This saves time and ensures a good connection to the resistor.

FEATURES

- High power to volume
- Wound to maximize High Pulse capability
- Values from R005 to 100K
- Custom designs welcome
- Ability to connect to a 250 series faston connector
- RoHS Compliant

SERIES SPECIFICATIONS

Size	Power rating on std. heat-sink @25°C	Watts with no heatsink @25°C	Resistance range	Limiting element voltage	Voltage proof AC Peak	Voltage proof AC rms	Approx weight (g)	Typical surface rise HS mounted	Standard Heatsink	
									cm ²	Thick-ness (mm)
HS25M	25	9	R005-36K	550	3500	2500	14	4.2	535	1
HS50M	50	14	R01-86K	1250	3500	2500	32	3.0	535	1
HS75M	75	24	R01-50K	1400	6363	4500	85	1.1	995	3
HS100M	100	30	R01-70K	1900	6363	4500	115	1.0	995	3
HS150M	150	45	R01-100K	2500	6363	4500	175	1.0	995	3

CHARACTERISTICS

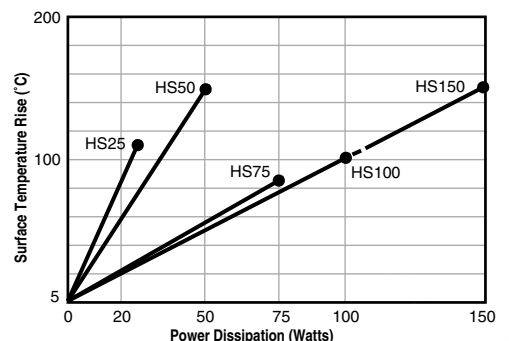
Tolerance (Code)	Standard $\pm 5\%$ (J) and $\pm 10\%$ (K). Also available $\pm 1\%$ (F), $\pm 2\%$ (G) and $\pm 3\%$ (H)
Tolerance for low Ω values	Typically $\geq R05 \pm 5\% \leq R047 \pm 10\%$
Temperature coefficients	Typical values $< 1K$ 100ppm Std. $> 1K$ 25ppm Std. For lower TCR's please contact Ohmite
Insulation resistance (Dry)	10,000 M Ω minimum
Power dissipation	At high ambient temperature dissipation derates linearly to zero at 200°C
Ohmic values	From R005 to 100K depending on wattage size
Low inductive (NHS)	Specify by adding N before HS(M) Series code, e.g. NHSM50
NHS ohmic value	Divide standard HS(M) maximum value by 4
NHS working volts	Divide standard HS(M) maximum working voltage by 1.414

Heat Dissipation

While the use of proprietary heat sinks with lower thermal resistances is acceptable, uprating is not recommended. For maximum heat transfer it is recommended that a heat sink compound be applied between the resistor base and heat sink chassis mounting surface. It is essential that the maximum hot spot temperature of 200°C is not exceeded, therefore, the resistor must be mounted on a heat sink of correct thermal resistance for the power being dissipated.

Temp. Rise & Power Dissipation

Surface temperature of resistor related to power dissipation. The resistor is standard heatsink mounted using a proprietary heatsink compound.



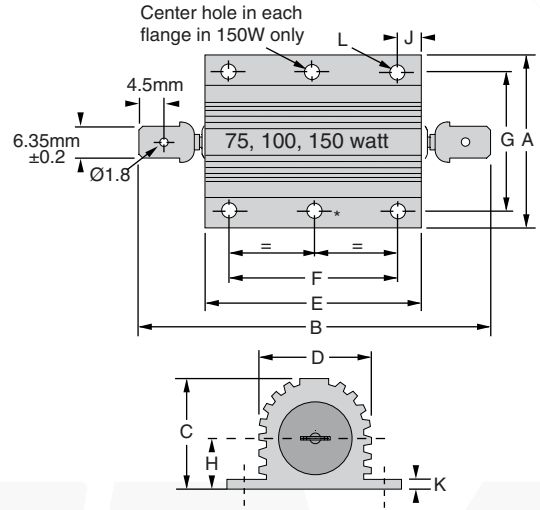
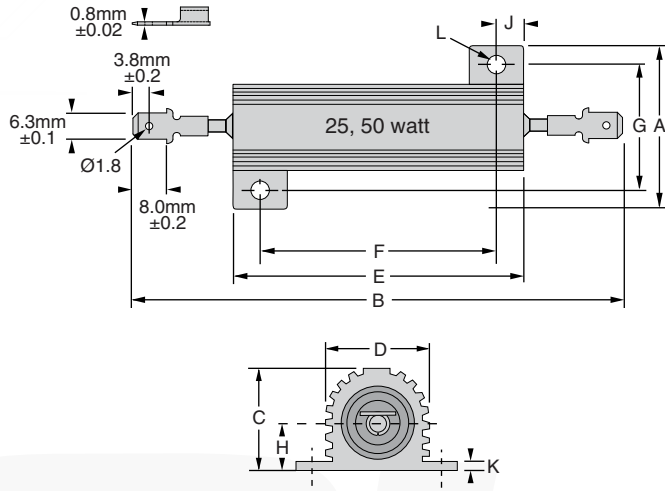
(continued)

HS(M) Series

Aluminum Housed Resistors

DIMENSIONS

(mm)



Size	A max.	B max.	C max.	D max.	E max.	F ±0.3	G ±0.3	H max.	J max.	K max.	L ±0.25
HS25M	28.0	68.5	14.8	14.2	27.3	18.3	19.8	7.7	5.2	2.6	3.2
HS50M	28.0	93.0	14.8	14.2	49.1	39.7	21.4	8.4	5.2	2.6	3.2
HS75M	47.5	76.7	24.1	27.3	48.7	29.0	37.0	11.8	10.4	3.7	4.4
HS100M	47.5	93.2	24.1	27.3	65.2	35.0	37.0	11.8	15.4	3.7	4.4
HS150M	47.5	125.7	24.1	27.3	97.7	58.0	37.0	11.8	20.4	3.7	4.4

ORDERING INFORMATION

HS		25M		2R2		J	
Series	Wattage	Terminal	Ohms	Tolerance			
			R05 = 0.05Ω	F = 1%			
			1R0 = 1.0Ω	J = 5%			
			10R = 10Ω	K = 10%			
			100 = 100Ω				
			10K = 10,000Ω				
			14K7 = 14,700Ω				