

ISSUE 10; August 2014 - RoHS 2011/65/EU
Description

- Surface mount temperature compensated voltage controlled oscillator (TCVCXO) providing a high degree of frequency stability over a wide temperature range in a hermetically sealed ceramic package


Frequency Parameters

- Frequency: 10.0MHz to 40.0MHz
- Frequency Stability: $\pm 0.90\text{ppm}$
- Ageing: $\pm 1\text{ppm}$ typical in 1st year @25°C

Electrical Parameters

- Supply Voltage: 3.3V $\pm 5\%$
- Supply current typical at 20MHz
- Supply Voltage Variation: <30MHz $\pm 0.3\text{ppm}$
30MHz to <40MHz $\pm 0.4\text{ppm}$
40MHz $\pm 0.5\text{ppm}$
- Load Variation: $\pm 0.2\text{ppm}$ (@15pF $\pm 10\%$)
After Reflow: $\pm 1.0\text{ppm}$

Frequency Adjustment

- Pulling: $\pm 5\text{ppm}$ min
- Control Voltage: 1.65V $\pm 1.0\text{V}$

Operating Temperature Ranges

- 20 to 70°C

Output Details

- Output Compatibility: HCMOS
- Drive Capability: 15pF (nominal)

Environmental Parameters

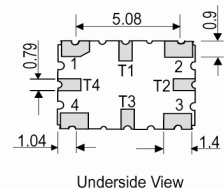
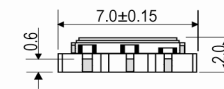
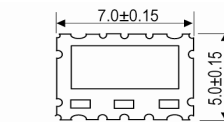
- Shock: IEC 60068-2-27, Test Ea: 980m/s² acceleration for 6ms, 3 shocks in each of 3 mutually perpendicular planes
- Vibration: IEC 60068-2-6, Test Fc, Procedure B4: 10Hz-60Hz 1.5mm displacement, 60-2000Hz at 98.1m/s², 30mins in 3 mutually perpendicular planes at 1 oct/min
- Solderability: MIL-STD-202, Method 208, Category 3
- Storage Temperature Range: -55 to 125°C

Manufacturing Details

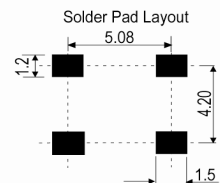
- Soldering: Suitable for Convection Reflow soldering. Peak temperature 260°C for 10sec max
- Washing: Able to withstand aqueous washing

Ordering Information

- Frequency*
- Model*
- Output
- Frequency Stability (over operating temperature range)
- Operating Temperature Range
- Supply Voltage
- Frequency Adjustment
- Example
10.0MHz CFPT-125
HCMOS $\pm 0.9\text{ppm}$ -20 to 70C 3.3V $\pm 5\text{ppm}$ min


Outline (mm)


Pad Connections
 1. Voltage Control
 2. GND
 3. Output
 4. +VS
 T1, T2, T3, T4,
 Do Not Connect


Sales Office Contact Details:

UK: +44 (0)1460 270200

France: +33 (0)5 34 50 91 18

 Email: info@iqdfrequencyproducts.com

Germany: +49 (0) 30 408 192 300

USA: +1 408.273.4530

 Web: www.iqdfrequencyproducts.com



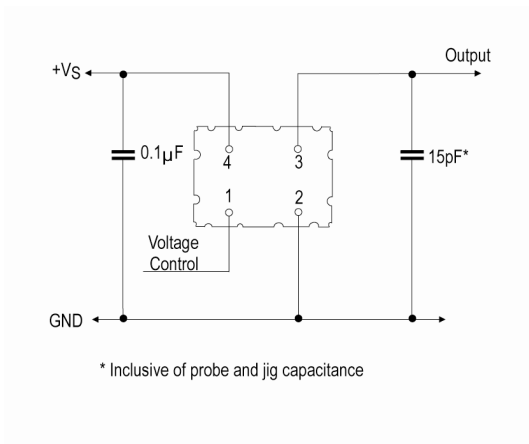
Compliance

- RoHS Status Compliant
- REACH Status Compliant
- MSL Rating (JDEC-STD-033): 1

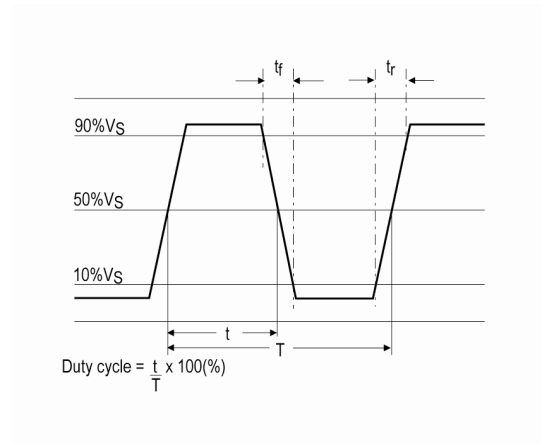
Packaging Details

- Pack Style: Cutt In tape, cut from a reel
Pack Size: 1
- Pack Style: Bulk Loose in bulk pack
Pack Size: 100
- Pack Style: Reel Tape & reel in accordance with EIA-481-D
Pack Size: 500

Test Circuit



Wave Form



Electrical Specification - maximum limiting values 3.3V ±5%

Frequency Min	Frequency Max	Temperature Range	Stability (min)	Current Draw	Rise and Fall Time	Duty Cycle
		°C	ppm	mA	ns	%
10.0MHz	10.0MHz	-20 to 70	±0.9	3	8	45/55
12.8MHz	12.8MHz	-20 to 70	±0.9	3	8	45/55
13.0MHz	13.0MHz	-20 to 70	±0.9	3	8	45/55
14.4MHz	14.4MHz	-20 to 70	±0.9	3	8	45/55
16.32MHz	16.32MHz	-20 to 70	±0.9	3	8	45/55
16.384MHz	16.384MHz	-20 to 70	±0.9	3	8	45/55
19.44MHz	19.44MHz	-20 to 70	±0.9	3	8	45/55
20.0MHz	20.0MHz	-20 to 70	±0.9	3	8	45/55
26.0MHz	26.0MHz	-20 to 70	±0.9	3	8	45/55
32.768MHz	32.768MHz	-20 to 70	±0.9	3	8	45/55
40.0MHz	40.0MHz	-20 to 70	±0.9	3	8	45/55

This document was correct at the time of printing; please contact your local sales office for the latest version.
[Click to view latest version on our website.](#)

Sales Office Contact Details:

UK: +44 (0)1460 270200

Germany: +49 (0) 30 408 192 300

France: +33 (0)5 34 50 91 18

USA: +1 408.273.4530

Email: info@iqdfrequencyproducts.com

Web: www.iqdfrequencyproducts.com