

T40

Quietaire sintered bronze silencer



- > Port size: M5, R1/8 ... R1, G1/8 ... G1
- > Reduce the noise levels of pneumatic equipment
- > Compact and efficient
- > Screw directly into the exhaust port
- > Prevent the ingress of dirt



Technical features

Medium:

Compressed air, filtered, lubricated or non lubricated, vacuum, inert gases

Operation:

Exhaust silencer or inlet filter

Operating pressure:

10 bar (145 psi) maximum

Port size:

5, 1/8", 1/4", 3/8", 1/2", 3/4", 1"

Mounting:

Directly in exhaust or vent port

Ambient/Media temperature:

-20 ... +80°C (-4 ... +176°F)


Air supply must be dry enough to avoid ice formation at temperatures below +2°C (+35°F).

Materials:

Element: sintered bronze

Body: brass

Technical data, standard models

Symbol	Port size	Flow factor			Continuous sound pressure level *3)		Weight (kg)	Model with ISO G, parallel	Model with ISO R, taper
		C *1)	Cv	Kv *2)	0,7 bar	6 bar			
	M5	0,82	0,2	0,17	60	76	0,004	T40M0500	–
	1/8"	4,00	1	0,85	64	81	0,01	T40C1800	T40B1800
	1/4"	7,30	1,8	1,55	66	81	0,02	T40C2800	T40B2800
	3/8"	15,0	3,7	3,20	68	84	0,045	T40C3800	T40B3800
	1/2"	27,6	6,8	5,87	75	89	0,07	T40C4800	T40B4800
	3/4"	55,4	13,6	11,8	85	95	0,13	T40C6800	T40B6800
	1"	66,7	16,4	14,2	85	97	0,2	T40C8800	T40B8800

*1) Measured in dm³/ (s.bar)

*2) Measured in m³/h

*3) Measured in dBA/1 meter from unit


Option selector


T40★★★★00

Thread form	Substitute
Metric, M5 only	M
ISO R, taper	B
ISO G, parallel	C

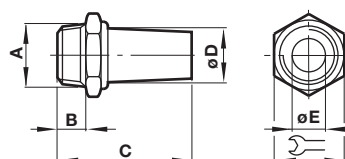
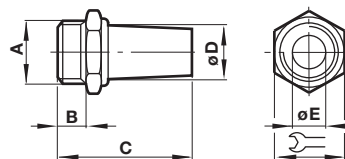
Port size	Substitute
M5	05
1/8"	18
1/4"	28
3/8"	38
1/2"	48
3/4"	68
1	88

Dimensions

A	B	C	Ø D	Ø E		Model
M5	5	20	5	2,5	7	T40M0500
G1/8B	6	24	9,5	6	13	T40C1800
G1/4B	8	33	12	8,5	17	T40C2800
G3/8B	10	44	17	12	22	T40C3800
G1/2B	12	56	20	14,5	27	T40C4800
G3/4B	14	80	26	19	32	T40C6800
G1B	16	82	31	25	41	T40C8800

A	B	C	Ø D	Ø E		Model
R1/8	9,5	27,5	9,5	6	13	T40B1800
R1/4	11	36	12	8,5	17	T40B2800
R3/8	12,5	46,5	17	12	22	T40B3800
R1/2	16	60	20	14,5	27	T40B4800
R3/4	19	85	26	19	32	T40B6800
R1	22,5	88,5	31	25	41	T40B8800

Dimensions in mm
Projection/First angle



Warning

These products are intended for use in industrial compressed air systems only. Do not use these products where pressures and temperatures can exceed those listed under **»Technical features/data«**.

Before using these products with fluids other than those specified, for non-industrial applications, life-support systems or other applications not within published specifications, consult Norgren.

Through misuse, age, or malfunction, components used in fluid power systems can fail in various modes.

The system designer is warned to consider the failure modes of all component parts used in fluid power systems and to provide adequate safeguards to prevent personal injury or damage to equipment in the event of such failure.

System designers must provide a warning to end users in the system instructional manual if protection against a failure mode cannot be adequately provided.

System designers and end users are cautioned to review specific warnings found in instruction sheets packed and shipped with these products.