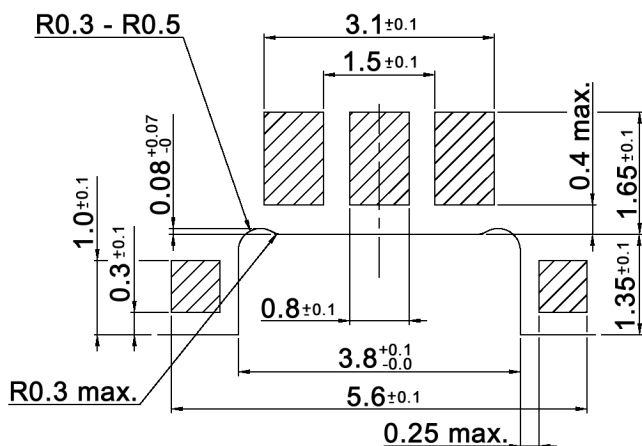
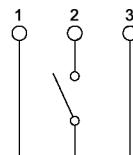


P.C.B. LAYOUT
(VIEW FROM THE DIRECTION "A")



CIRCUIT DIAGRAM



Tolerances: ±0.20mm		Date	Name
		09/11	dr
Modifications	Date	Name	

TSS 3629 x RA

30 24 42

Page

1/3

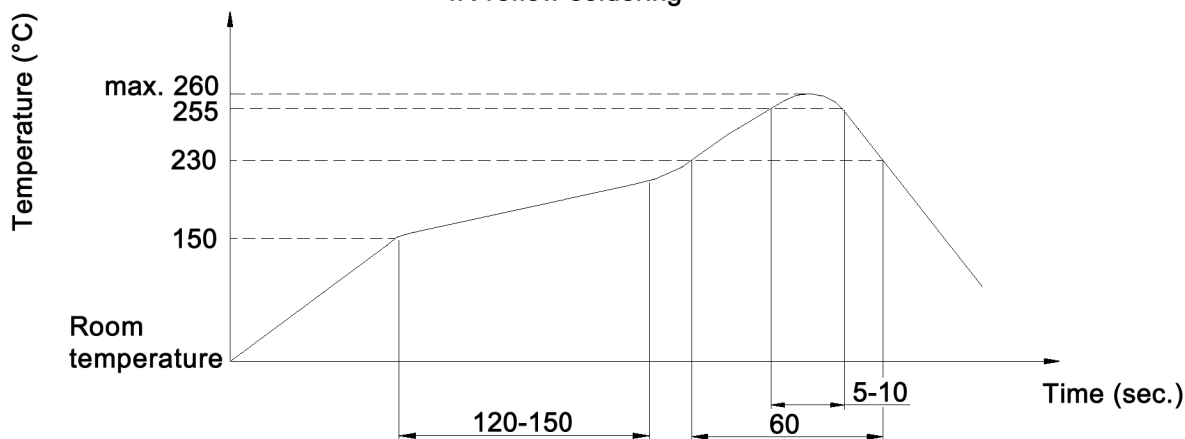
knitter-switch

Specifications:

Contact rating: 10 μ A, 2V DC to 20mA, 15V DC
 Contact resistance: 1000mOhm max.
 Insulation resistance: 100MOhm min. at 100V DC for 1 minute +/-5sec.
 Dielectric strength: 250V AC (50/60Hz) for 1 minute
 Operating temperature: -40°C to +85°C
 Storage temperature: -40°C to +85°C
 Electrical life: 200 000 cycles
 Travel: 0.15 +/-0.1mm
 Material: Contact: stainless steel, silver cladding
 Stem: high-temp. thermoplastic LCP UL94V-0
 Tape: kapton
 Terminal: phosphor bronze, silver plated
 Base: high-temp. thermoplastic LCP UL94V-0, molded black
 Cover: stainless steel, silver plated

Soldering conditions:

IR-reflow soldering



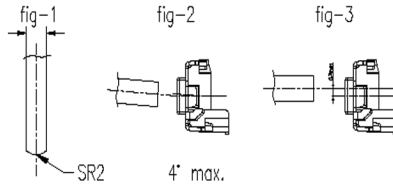
x	Operating force (gf)
N	160 +/-50
R	240 +/-70



Tolerances: ±0.20mm		Date	Name	<h1>TSS 3629 x RA</h1>
		09/11	dr	
		knitter-switch		<h2>30 24 42</h2>
Modifications		Date	Name	Page 2/3

Design instructions:

Design key top as fig-1. Design inclination of key top 4 deg. max. as fig-2 tolerance between switch and key top is within 0.3mm as fig-3.



--- Edge Mounting Condition ---

NO.	ITEM	CONDITION	Fig.
1	Component recognition	Recognize dimensions of case/mounting base.	3
2	Nozzle Type	O.D. / I.D : $\Phi 1.3 / \Phi 0.9$ [mm]	4, 5
3	Mounting (Insert) Position	From Switch to P.W.B Edge : 0.1 ~ 0.15 [mm]	6
4	Test Time	0.2 [s/shot] min.	---
5	Nozzle Stroke (value for setting)	0.9 [mm]	6
6	Line Sensor	OFF	---

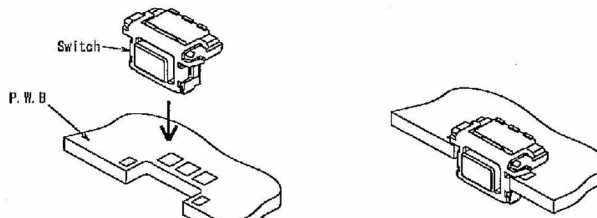


Fig. 1 Mounting direction

Fig. 2 State of Mounted

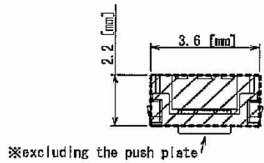


Fig. 3 Recognition area

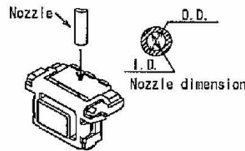


Fig. 4 Pick up

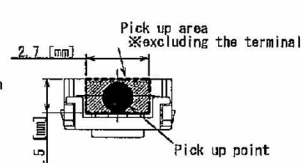


Fig. 5 Pick area and point

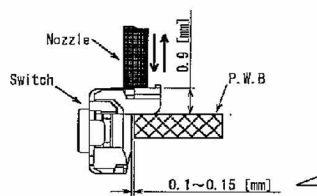
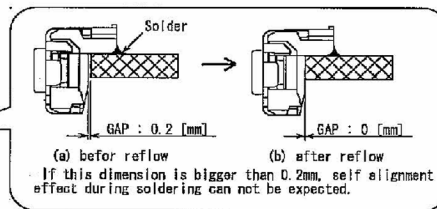


Fig. 6 Mounting Position and Nozzle Stroke



Tolerances: $\pm 0.20\text{mm}$			Date	Name
			09/11	dr
Modifications	Date	Name		

TSS 3629 x RA

knitter-switch

30 24 42

Page

3/3