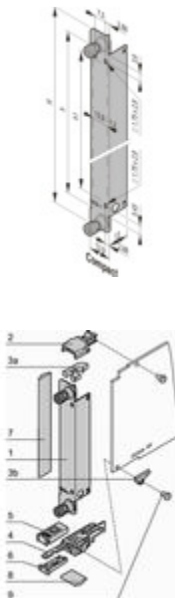



Module with ruggedized pull-handle mechanism



Part no.: 21850-066

Features:

- Module conforms to AdvancedMC standard
- Modules conform to:
 - PICMG(R) AMC.0 R2.0
 - Ruggedized: MicroTCA.1, MicroTCA.4
- Mounts in MicroTCA chassis or AdvancedMC carrier (e.g. cutaway, conventional or hybrid carrier)
- Front panels stainless steel
- Additional securing of components in MicroTCA system; with patented screw locking

Add to basket



Technical information:

Description	H	h	h1
Single compact, 3 HP	95 mm	73,8 mm	60,8 (mm)

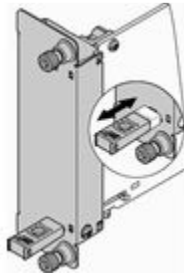
Downloads:

User manual ([Log in](#) Required)
 User manual ([Log in](#) Required)
 Microswitch layout and board dimensions (technical drawing) ([Log in](#) Required)
 LED positions (technical drawing) ([Log in](#) Required)
[AdvancedTCA Packaging Solutions \(PDF\)](#)
[AdvancedMC information - www.a-tca.com](#)
[AdvancedMC specification](#)
Front Panel Fast Track: configure and order online, delivery from 2 working days

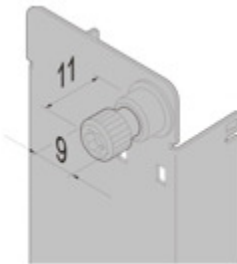
To gain access to the additional information you must [Log in](#).
 If you do not yet have a user name, you may [Register here](#).

Delivery comprises: (kit)

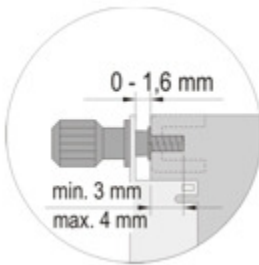
Item	Qty	Description
1	1	U-shaped front panel, stainless steel; with screw locking welded on, Torx T10



Pull-handle mechanism with additional screw locking

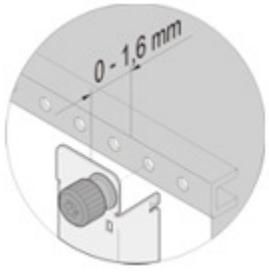


Steel, stainless
Screw retention



MicroTCA.1 specification: The MicroTCA.1 specification prescribes that the PCB of an AdvancedMC module should be fully inserted into a connector of the MicroTCA backplane. This means that the PCB stands on the base of the connector. For tolerance reasons a split can therefore occur between the front panel of the AdvancedMC module and the MicroTCA board cage of between 0.00 and 1.60 mm. The patented screw locking makes it possible to fix the AdvancedMC module in its respective position (0.00 mm to 1.60 mm). Fixing is achieved by turning the screw via an expanding dowel that is situated in the interior of the screw fixing and that 'freezes' the position of the AdvancedMC modules when tightened.

2	1	Board support, die-cast zinc, nickel-plated
3a	1	Light Pipe, top, PC, UL 94 V-0
3b	1	Light Pipe, bottom, PC, UL 94 V-0
4	1	Pull-handle mechanism with microswitch activation and board bracket
5+6	1	Pull-handle, PC, UL 94 V-0, black
7	1	Lateral EMC gasketing, core: foam, sleeve: textile cladding with CuNi coating
8	1	Lower EMC gasketing, core: foam, sleeve: textile cladding with CuNi coating
9	1	Assembly kit



Product illustrations are exemplary illustrations and can deviate from supplied products.