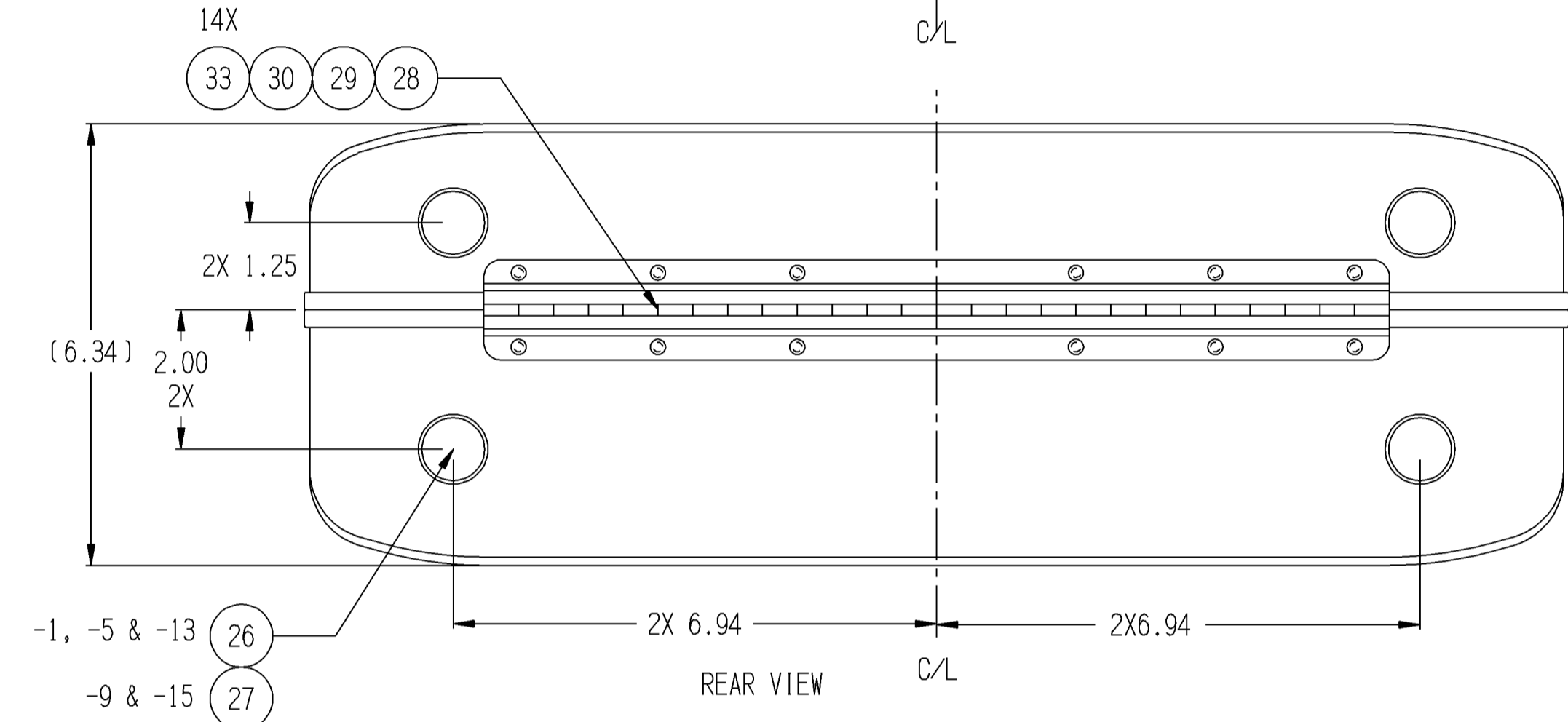
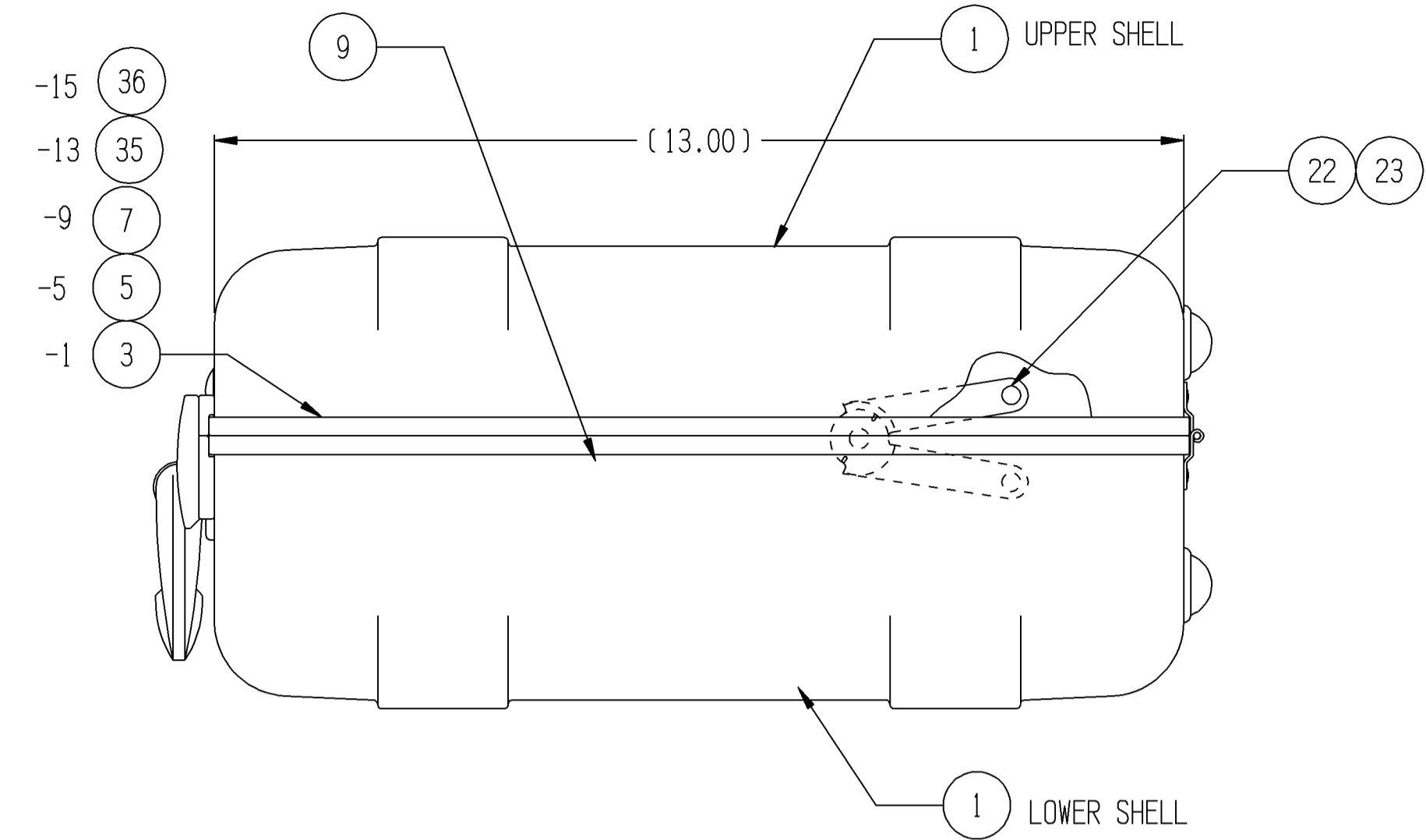
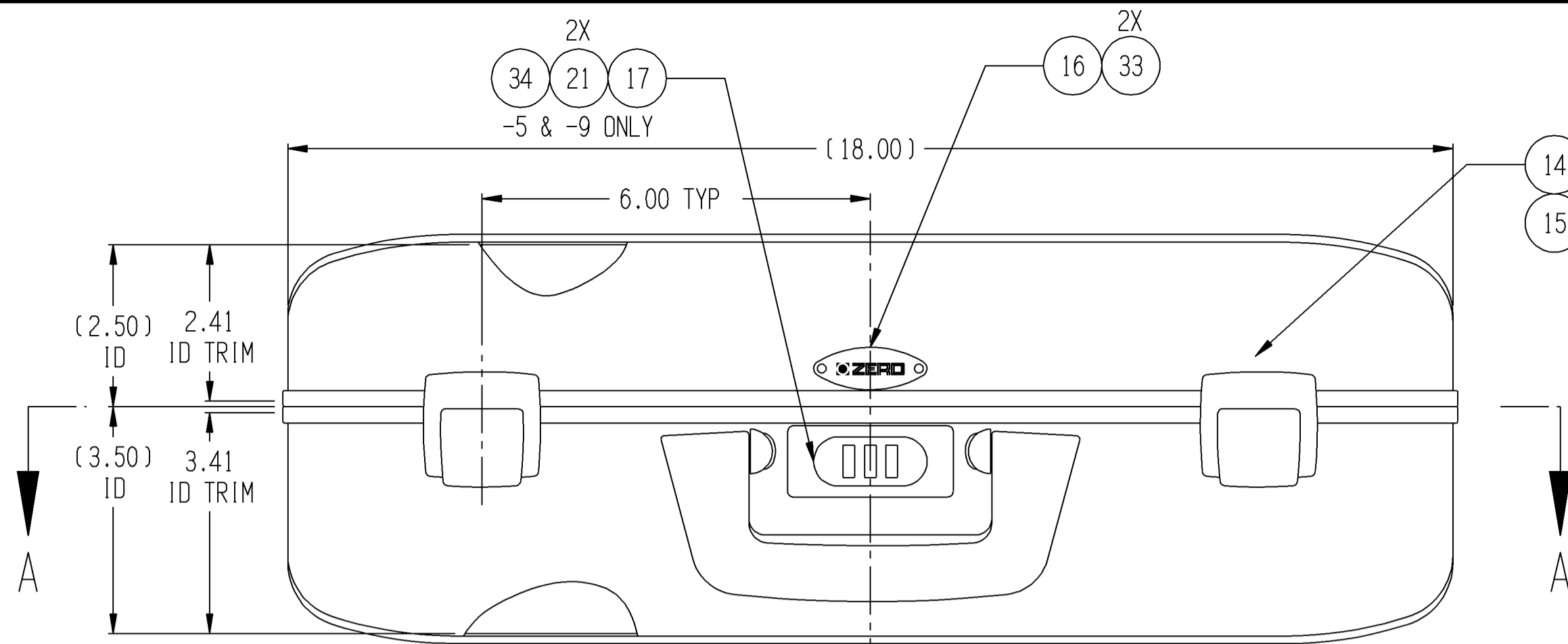
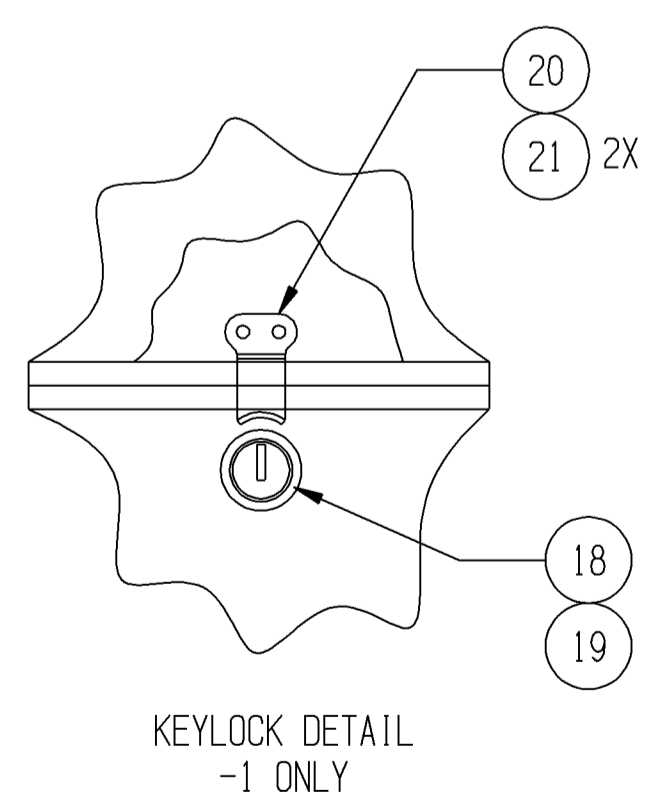
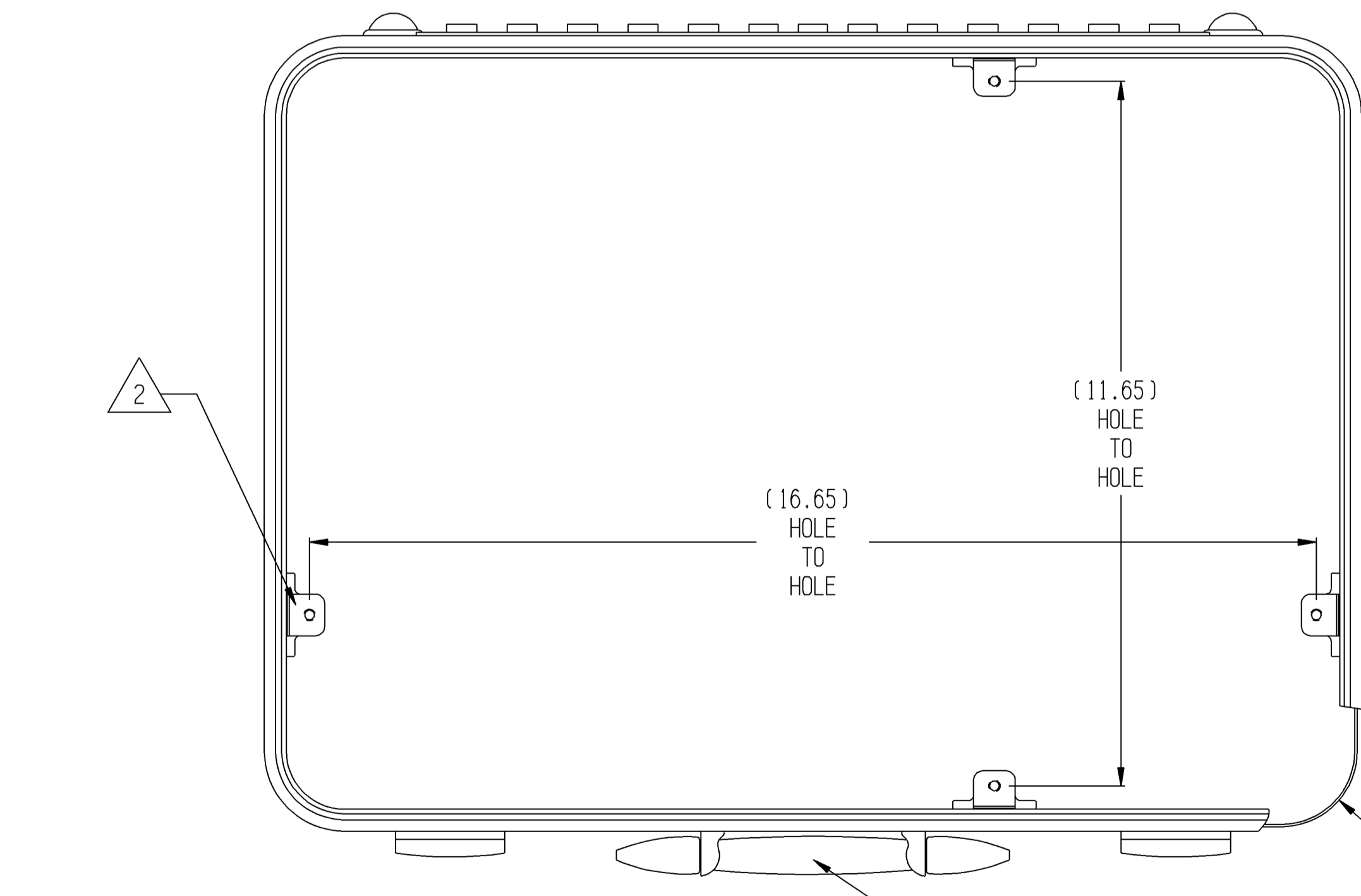


REVISIONS				
ZONE	REV	DESCRIPTION	DATE	APPROVED
	A	PRODUCTION RELEASE	10/29/12	C.READ
	B	1. ADDED -13 & -15 TO TABULATION BLOCK 2. ADDED -13 & -15 TO PARTS LIST AND ITEMS 35 & 36 3. ADDED NOTES 4 & 5	12/20/12	C.READ



TABULATION BLOCK				
DASH NO.	CAT.	PART NO.	DESCRIPTION REF.	FINISH
-1	Z103X-1		KEYLOCK	CLEAR ANODIZE
-5	Z103X-SI		COMBINATION LOCK	CLEAR ANODIZE
-9	Z103X-ON		COMBINATION LOCK	BLACK POWDER
-13	Z103X-13		NO COMBO OR KEYLOCK	CLEAR ANODIZE
-15	Z103X-15		NO COMBO OR KEYLOCK	BLACK POWDER

QTY REQD	PART NO.	NOMENCLATURE OR DESCRIPTION	MATERIAL SPECIFICATION	ITEM				
1	HP25016-103-11	CLOSURE SET / NO LOCK CUTOUT /STANDOFF	NO FINISH	36				
1	HP25016-103-2	CLOSURE SET / NO LOCK CUTOUT /STANDOFF	ANODIZE	35				
2	HP25094	SCREW		34				
16	HP25048-1	RIVET		33				
				32				
				31				
1	ZP22722-13	PIN, HINGE		30				
2	ZP22710-13	HINGE HALF (NO FINISH)		29				
2	ZP22710-13-1	HINGE HALF (CLEAR ANODIZE)		28				
4	10648-3	FOOT (LARGE, NO FINISH)		27				
4	10648-1	FOOT (LARGE, CLEAR ANODIZE)		26				
				25				
				24				
2	10621-1	SCREW, SHOULDER		23				
1	HP25075-1	STAYBOLT		22				
	2	MS20470AD4-5A	RIVET	21				
		1	10630	STRIKE, LOCK	20			
		1	10717	WASHER	19			
		1	10303-6	LOCK AND KEY ASSEMBLY	18			
		1	HP25058-4	COMBINATION LOCK	17			
1	ZP22708	NAMEPLATE		16				
8	HP25056	SCREW, SELF TAPPING		15				
2	HP25052-1	LATCH		14				
2	ZP20369	SCREW, PAN HEAD		13				
2	10617-1	SOCKET		12				
1	ZP20280-3	HANDLE, BLACK		11				
1	ZP20280-1	HANDLE, SILVER		10				
1	-105	SEAL, RUBBER, 59" LG.	HP25118	9				
				8				
	1	HP25061-103-11	CLOSURE SET / COM. LOCK / STANDOFF	NO FINISH	7			
					6			
	1	HP25061-103-2	CLOSURE SET / COM. LOCK / STANDOFF	ANODIZED	5			
					4			
	1	HP25015-103-2	CLOSURE SET / KEYLOCK / STANDOFF	ANODIZED	3			
					2			
2	-101	UPPER & LOWER SHELL	10601-103-A	1				
-15	-13	-9	-5	-1	PART NO.	NOMENCLATURE OR DESCRIPTION	MATERIAL SPECIFICATION	ITEM



NOTES:

- INSTALL PER HP25179
- MOUNTING FLANGE ASSY. P/N ZP20653-1. MAY BE ORDERED BY CUSTOMER AS REQUIRED.
- FINISH:
(-1, -5 & -13) SATIN BUFF AS REQUIRED AND CLEAR ANODIZE.
(-9 & -15) BLACK POWDER PAINT, CARDINAL PAINT # E341-BK22, TEXTURED, EXTERIOR & INTERIOR OF CASE & COVER.
- SEE Z703X FOR SEPARABLE HINGE CONFIGURATION
- THIS DRAWING SUPERSEDES X27303, THE 103X CONFIGURATION

UNLESS OTHERWISE SPECIFIED DIMENSIONS ARE IN INCHES TOLERANCES ARE: FRACTIONS DECIMALS ANGLES ± 1/32 .XX ±.03 ± 1/2° .XXX ±.010		CONTRACT NO.	
NEXT ASSY	USED ON	APPROVALS	
APPLICATION		DRAWN CSOSA	10/29/12
FINISH SEE NOTE 3		CHECKED CREAD	10/29/12
DO NOT SCALE DRAWING		ISSUED	
This document and the drawings and the technical data contained herein are the property of Zero Mfg. Inc., formerly APW Zero Cases, Zero Enclosures, and Zero Mfg. Co. Reproduction or dissemination in any form except as expressly authorized by the owner is forbidden. The holder agrees to return this document to the owner on demand. Copyright by Zero Mfg. Inc.		SIZE CAGE NO. D 98376	DWG. NO. Z103X
		SCALE 1:2	SHEET 1 OF 1