

Input coupler Optocoupler 1 NO contact, Transistor Input 24 V
 AC/DC Output max. 30 V DC, 0.5 A Overall width 6.2 mm Spring-
 type terminal (push-in) Thermal current 0.5 A



product brand name	SIRIUS
product category	SIRIUS 3RQ3 coupling relays in slim design
product designation	Coupling relays with semiconductor output (not plug-in)
design of the product	Input coupling link
product type designation	3RQ3

General technical data	
display version LED	Yes
product component	
• relay output	No
• semi-conductor output	Yes
consumed active power	0.5 W
insulation voltage	
• for overvoltage category III according to IEC 60664	
— with degree of pollution 3 rated value	50 V
surge voltage resistance rated value	2.5 kV
protection class IP	IP20
shock resistance	
• acc. to IEC 60068-2-27	sinusoidal half-wave 15g / 11 ms

vibration resistance	
<ul style="list-style-type: none"> • acc. to IEC 60068-2-6 	6 ... 150 Hz: 2 g
switching frequency	0.1 Hz
thermal current	0.5 A
reference code acc. to DIN EN 81346-2	K

Control circuit/ Control

control supply voltage at AC	
<ul style="list-style-type: none"> • at 50 Hz rated value • at 60 Hz rated value 	11 ... 30 V 11 ... 30 V
control supply voltage frequency	
<ul style="list-style-type: none"> • 1 rated value • 2 rated value 	50 Hz 60 Hz
control supply voltage at DC	
<ul style="list-style-type: none"> • rated value 	11 ... 30 V
operating range factor control supply voltage rated value at DC	
<ul style="list-style-type: none"> • initial value • full-scale value 	1 1
operating range factor control supply voltage rated value at AC at 50 Hz	
<ul style="list-style-type: none"> • initial value • full-scale value 	1 1
operating range factor control supply voltage rated value at AC at 60 Hz	
<ul style="list-style-type: none"> • initial value • full-scale value 	1 1
switch-on delay time	
<ul style="list-style-type: none"> • at AC maximum • at DC maximum 	2 ms 1 ms
Off-delay time	4 ms
product component plug-in socket	No

Auxiliary circuit

type of switching contact	NO contact
number of NO contacts for auxiliary contacts	1

Main circuit

type of voltage	AC/DC
------------------------	-------

Inputs/ Outputs

property of the output short-circuit proof	No
---	----

Outputs

ampacity of the semiconductor output at DC	10 mA ... 0.5 A
---	-----------------

Electromagnetic compatibility	
EMC emitted interference	
<ul style="list-style-type: none"> • acc. to IEC 60947-1 	ambience A (industrial sector)
EMI immunity	
<ul style="list-style-type: none"> • acc. to IEC 60947-1 	corresponds to degree of severity 3
conducted interference	
<ul style="list-style-type: none"> • due to burst acc. to IEC 61000-4-4 	2 kV
<ul style="list-style-type: none"> • due to conductor-earth surge acc. to IEC 61000-4-5 	2 kV
<ul style="list-style-type: none"> • due to conductor-conductor surge acc. to IEC 61000-4-5 	1 kV
field-bound parasitic coupling acc. to IEC 61000-4-3	10 V/m
electrostatic discharge acc. to IEC 61000-4-2	6 kV contact discharge / 8 kV air discharge
Display	
display version	
<ul style="list-style-type: none"> • as status display by LED 	LED green
Connections/ Terminals	
product function	
<ul style="list-style-type: none"> • removable terminal 	No
type of electrical connection	
<ul style="list-style-type: none"> • for auxiliary and control current circuit 	spring-loaded terminals (push-in)
wire length	
<ul style="list-style-type: none"> • at AC maximum 	500 m
<ul style="list-style-type: none"> • at DC maximum 	1 000 m
type of connectable conductor cross-sections	
<ul style="list-style-type: none"> • solid 	1x (0.25 ... 2.5 mm ²)
<ul style="list-style-type: none"> • finely stranded with core end processing 	1x (0.25 ... 1.5 mm ²)
<ul style="list-style-type: none"> • finely stranded without core end processing 	1x (0.25 ... 2.5 mm ²)
<ul style="list-style-type: none"> • at AWG conductors solid 	1 x (20 ... 14)
<ul style="list-style-type: none"> • at AWG conductors stranded 	1x (20 ... 14)
connectable conductor cross-section	
<ul style="list-style-type: none"> • solid 	0.25 ... 2.5 mm ²
<ul style="list-style-type: none"> • finely stranded with core end processing 	0.25 ... 1.5 mm ²
<ul style="list-style-type: none"> • finely stranded without core end processing 	0.25 ... 2.5 mm ²
AWG number as coded connectable conductor cross section	
<ul style="list-style-type: none"> • solid 	20 ... 14
<ul style="list-style-type: none"> • stranded 	20 ... 14
Installation/ mounting/ dimensions	
mounting position	any
mounting type	snap-on mounting

height	93 mm
width	6.2 mm
depth	72.5 mm
required spacing	
<ul style="list-style-type: none"> • with side-by-side mounting <ul style="list-style-type: none"> — forwards 0 mm — backwards 0 mm — upwards 0 mm — downwards 0 mm — at the side 0 mm • for grounded parts <ul style="list-style-type: none"> — forwards 0 mm — backwards 0 mm — upwards 0 mm — at the side 0 mm — downwards 0 mm • for live parts <ul style="list-style-type: none"> — forwards 0 mm — backwards 0 mm — upwards 0 mm — downwards 0 mm — at the side 0 mm 	

Ambient conditions

<ul style="list-style-type: none"> • installation altitude at height above sea level maximum 	2 000 m
ambient temperature	
<ul style="list-style-type: none"> • during operation • during storage • during transport 	-25 ... +60 °C -40 ... +85 °C -40 ... +85 °C
relative humidity	
<ul style="list-style-type: none"> • during operation 	10 ... 95 %

Certificates/ approvals

General Product Approval	EMC	Declaration of Conformity
--------------------------	-----	---------------------------



CSA



UL



RCM



EG-Konf.

[Miscellaneous](#)

Marine / Ship- ping	other
------------------------	-------



[Confirmation](#)

Further information

Information- and Downloadcenter (Catalogs, Brochures,...)

<https://www.siemens.com/ic10>

Industry Mall (Online ordering system)

<https://mall.industry.siemens.com/mall/en/en/Catalog/product?mlfb=3RQ3070-2SB30>

Cax online generator

<http://support.automation.siemens.com/WW/CAXorder/default.aspx?lang=en&mlfb=3RQ3070-2SB30>

Service&Support (Manuals, Certificates, Characteristics, FAQs,...)


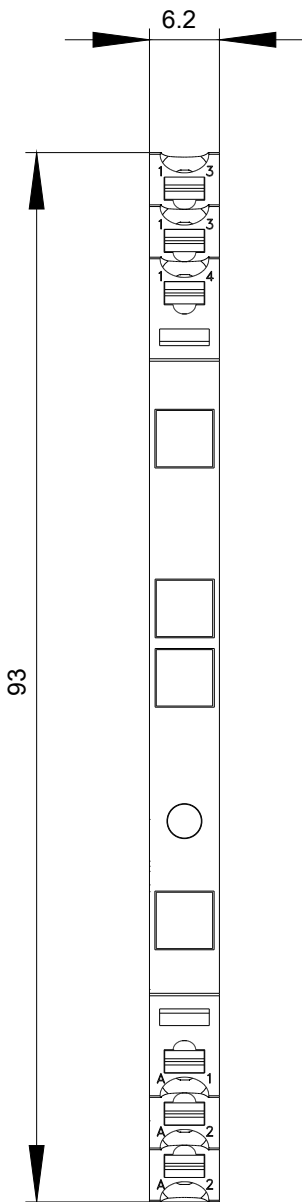
<https://support.industry.siemens.com/cs/ww/en/ps/3RQ3070-2SB30>

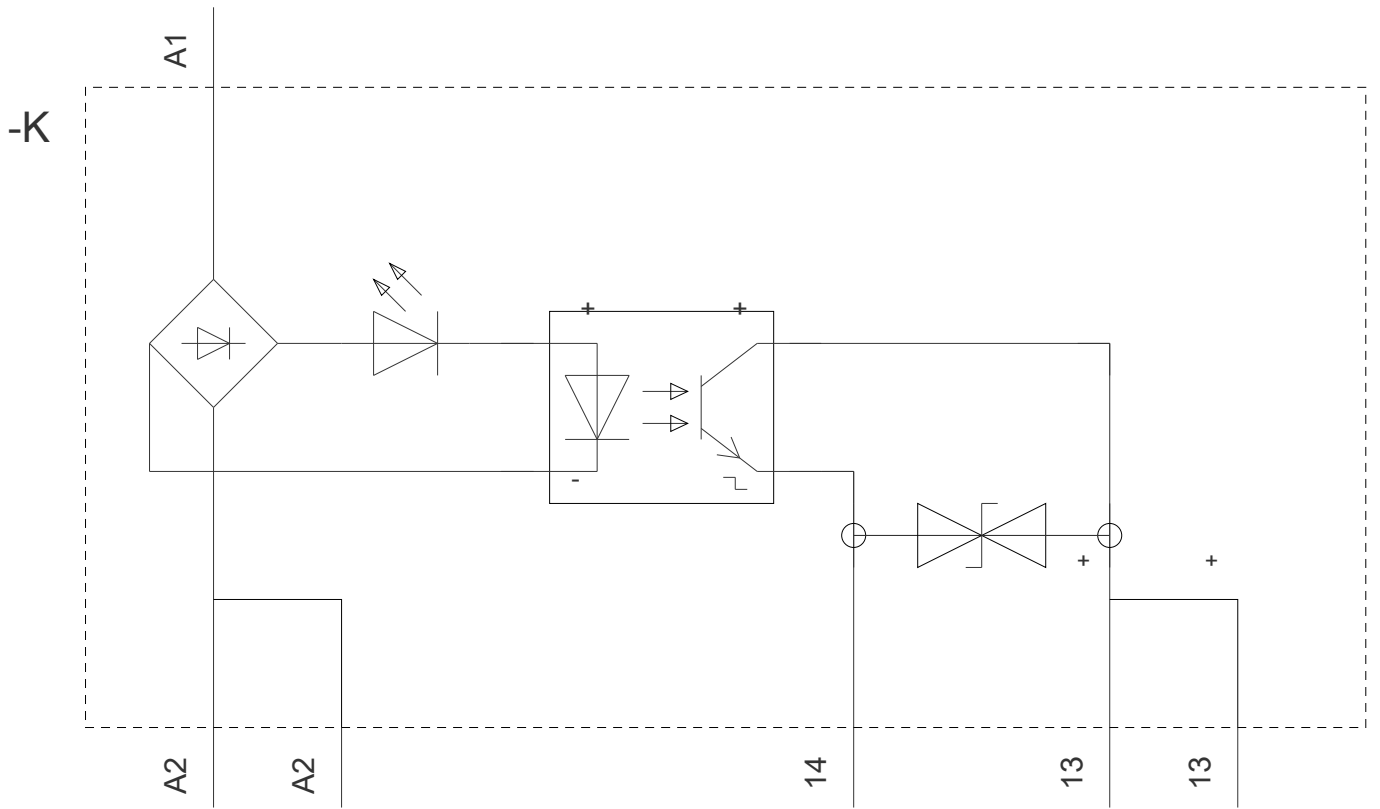
Image database (product images, 2D dimension drawings, 3D models, device circuit diagrams, EPLAN macros, ...)

http://www.automation.siemens.com/bilddb/cax_de.aspx?mlfb=3RQ3070-2SB30&lang=en

Characteristic: Derating

<https://support.industry.siemens.com/cs/ww/en/ps/3RQ3070-2SB30/manual>





last modified:

09/23/2020