

## Features

- RS PRO pneumatic module.

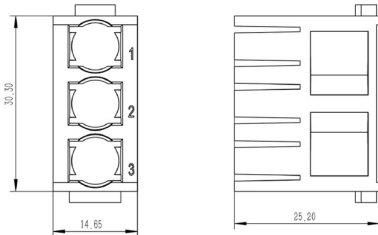

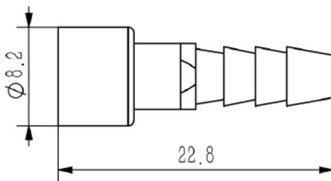

## RS PRO Industrial Power Connectors

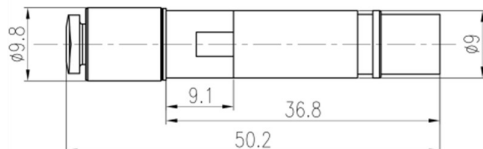

RS Stock No.: 0457216, 0630944,  
0630943, 0630941, 0630942, 0630940,  
0630939.

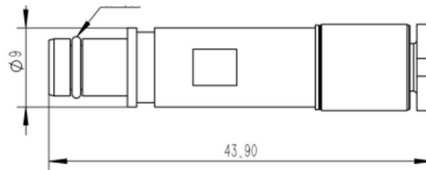

### Representative Photo

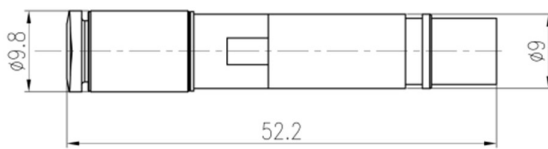

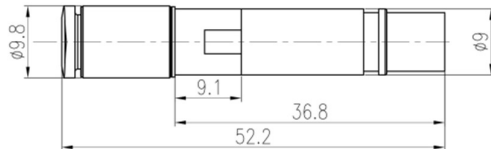



RS Professionally Approved Products bring to you professional quality parts across all product categories. Our product range has been tested by engineers and provides a comparable quality to the leading brands without paying a premium price.

RS Pro Pneumatic Module															
Male insert (M)															
Part Number: 0457216															
															
	<table><tr><td>No. of contact</td><td>2</td></tr><tr><td>Material</td><td>Polycarbonate</td></tr><tr><td>Colour</td><td>Blue</td></tr><tr><td>Flammability acc. to UL 94</td><td>V 0</td></tr><tr><td>Limiting temperature</td><td>-40 ... +85 °C</td></tr><tr><td>Mating cycles</td><td>□500</td></tr></table>	No. of contact	2	Material	Polycarbonate	Colour	Blue	Flammability acc. to UL 94	V 0	Limiting temperature	-40 ... +85 °C	Mating cycles	□500		
No. of contact	2														
Material	Polycarbonate														
Colour	Blue														
Flammability acc. to UL 94	V 0														
Limiting temperature	-40 ... +85 °C														
Mating cycles	□500														
Female insert (F)															
Part Number: 0630944															
															
	<table><tr><td>Material</td><td>Delrin acetal</td></tr><tr><td>Colour</td><td>Black</td></tr><tr><td>Internal diameter (ID)</td><td>4.0mm - 1/8"</td></tr><tr><td>Working pressure</td><td>Up to 8 bar - 116 psi</td></tr><tr><td>Sealing material</td><td>FPM</td></tr><tr><td>Shut off valve material</td><td>Polypropylen</td></tr><tr><td>Mating cycles</td><td>□500</td></tr></table>	Material	Delrin acetal	Colour	Black	Internal diameter (ID)	4.0mm - 1/8"	Working pressure	Up to 8 bar - 116 psi	Sealing material	FPM	Shut off valve material	Polypropylen	Mating cycles	□500
Material	Delrin acetal														
Colour	Black														
Internal diameter (ID)	4.0mm - 1/8"														
Working pressure	Up to 8 bar - 116 psi														
Sealing material	FPM														
Shut off valve material	Polypropylen														
Mating cycles	□500														

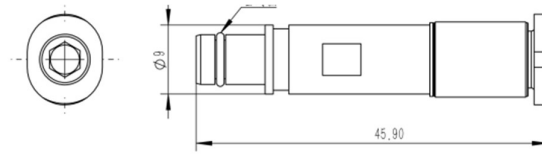
RS Pro Pneumatic Module																	
Female insert (F+Valve)																	
Part Number: 0630943																	
																	
<table><tr><td>Material</td><td>Cuprum</td></tr><tr><td>Colour</td><td>Silver</td></tr><tr><td>External diameter (OD)</td><td>4.0mm</td></tr><tr><td>Working pressure</td><td>Up to 10 bar – 145 psi</td></tr><tr><td>Sealing material</td><td>FPM</td></tr><tr><td>Shut off valve material</td><td>Polypropylen</td></tr><tr><td>Mating cycles</td><td>□500</td></tr><tr><td>Air tube and quick joint pull-out force</td><td>□80N at 6 bar</td></tr></table>		Material	Cuprum	Colour	Silver	External diameter (OD)	4.0mm	Working pressure	Up to 10 bar – 145 psi	Sealing material	FPM	Shut off valve material	Polypropylen	Mating cycles	□500	Air tube and quick joint pull-out force	□80N at 6 bar
Material	Cuprum																
Colour	Silver																
External diameter (OD)	4.0mm																
Working pressure	Up to 10 bar – 145 psi																
Sealing material	FPM																
Shut off valve material	Polypropylen																
Mating cycles	□500																
Air tube and quick joint pull-out force	□80N at 6 bar																

Female insert (M)																	
Part Number: 0630941																	
	<table border="1"> <tr> <td>Material</td><td>Cuprum</td></tr> <tr> <td>Colour</td><td>Silver</td></tr> <tr> <td>External diameter (OD)</td><td>4.0mm</td></tr> <tr> <td>Working pressure</td><td>Up to 10 bar - 145 psi</td></tr> <tr> <td>Sealing material</td><td>FPM</td></tr> <tr> <td>Shut off valve material</td><td>Polypropylen</td></tr> <tr> <td>Mating cycles</td><td>□500</td></tr> <tr> <td>Air tube and quick joint pull-out force</td><td>□80N at 6 bar</td></tr> </table>	Material	Cuprum	Colour	Silver	External diameter (OD)	4.0mm	Working pressure	Up to 10 bar - 145 psi	Sealing material	FPM	Shut off valve material	Polypropylen	Mating cycles	□500	Air tube and quick joint pull-out force	□80N at 6 bar
Material	Cuprum																
Colour	Silver																
External diameter (OD)	4.0mm																
Working pressure	Up to 10 bar - 145 psi																
Sealing material	FPM																
Shut off valve material	Polypropylen																
Mating cycles	□500																
Air tube and quick joint pull-out force	□80N at 6 bar																

RS Pro Pneumatic Module																	
Male insert (F)																	
Part Number: 0630942																	
	<table border="1"> <tr> <td>Material</td><td>Cuprum</td></tr> <tr> <td>Colour</td><td>Silver</td></tr> <tr> <td>External diameter (OD)</td><td>6.0mm</td></tr> <tr> <td>Working pressure</td><td>Up to 10 bar - 145 psi</td></tr> <tr> <td>Sealing material</td><td>FPM</td></tr> <tr> <td>Shut off valve material</td><td>Polypropylen</td></tr> <tr> <td>Mating cycles</td><td>□500</td></tr> <tr> <td>Air tube and quick joint pull-out force</td><td>□170N at 6 bar</td></tr> </table>	Material	Cuprum	Colour	Silver	External diameter (OD)	6.0mm	Working pressure	Up to 10 bar - 145 psi	Sealing material	FPM	Shut off valve material	Polypropylen	Mating cycles	□500	Air tube and quick joint pull-out force	□170N at 6 bar
Material	Cuprum																
Colour	Silver																
External diameter (OD)	6.0mm																
Working pressure	Up to 10 bar - 145 psi																
Sealing material	FPM																
Shut off valve material	Polypropylen																
Mating cycles	□500																
Air tube and quick joint pull-out force	□170N at 6 bar																
Female insert (F+Valve)																	
Part Number: 0630940																	
	<table border="1"> <tr> <td>Material</td><td>Cuprum</td></tr> <tr> <td>Colour</td><td>Silver</td></tr> <tr> <td>External diameter (OD)</td><td>6.0mm</td></tr> <tr> <td>Working pressure</td><td>Up to 10 bar - 145 psi</td></tr> <tr> <td>Sealing material</td><td>FPM</td></tr> <tr> <td>Shut off valve material</td><td>Polypropylen</td></tr> <tr> <td>Mating cycles</td><td>□500</td></tr> <tr> <td>Air tube and quick joint pull-out force</td><td>□170N at 6 bar</td></tr> </table>	Material	Cuprum	Colour	Silver	External diameter (OD)	6.0mm	Working pressure	Up to 10 bar - 145 psi	Sealing material	FPM	Shut off valve material	Polypropylen	Mating cycles	□500	Air tube and quick joint pull-out force	□170N at 6 bar
Material	Cuprum																
Colour	Silver																
External diameter (OD)	6.0mm																
Working pressure	Up to 10 bar - 145 psi																
Sealing material	FPM																
Shut off valve material	Polypropylen																
Mating cycles	□500																
Air tube and quick joint pull-out force	□170N at 6 bar																

Female insert (M)

Part Number: 0630939



Material	Cuprum
Colour	Silver
External diameter (OD)	6.0mm
Working pressure	Up to 10 bar - 145 psi
Sealing material	FPM
Shut off valve material	Polypropylen
Mating cycles	□500
Air tube and quick joint pull-out force	□170N at 6 bar