

Datasheet

Wi-Fi Digitale Microscope with UV + IR + White Led

RS Stock No: 126-1724



126-1724 with UV+IR led is a very innovative handheld color digital microscope with Wi-Fi wireless transmission. It breaks the conception of traditional microscope to realize the following functions: measurement, conservation, copy and transfer of images and video which are difficult for a traditional microscope. It is a small, easy to operate light and portable fun. It can be used with all the most popular smartphones, tablet and even with PC.

Main applications:

- Industrial Inspection
- Electronics/mechanical assembly and quality control
- Scientific teaching tool
- School Research tool
- Printing Inspection
- Textile inspection
- Hair and trichology inspection
- Insect dissection/observing
- Plant dissection/observing
- Collections/jewelry Inspection
- Reading aid
- etc.



Information

Operation system	Windows ,OS X, iOS , Android (It can be used by Wi-Fi or USB)
Photo and Video Resolution	1.3MPixels-- 1280x1024(MJPG),640x480(MJPG), 320x240
Frame Rate	<u>15fps(1280x1024),30fps(640x480)</u> 320x240
Wi-Fi Protocol	IEEE 802.11 b/g/n standards compliant
Wi-Fi Wireless Transmission Distance	up to 5m
Transmit Power	11n HT40 MCS7: +13 dBm , 11b CCK: +18 dBm , 11g OFDM: +15 dBm
Data Rate	802.11n: up to 150Mbps , 802.11b: 1, 2, 5,5, 11Mbps , 802.11g: 6, 9, 12, 18, 24, 36, 48, 54Mbps
Frequency Range	2.400 ~ 2.4835GHz
Power Consumption	Max 2.5W
Frame Rate	10fps~30fps
Li-ion Battery	Continuous Working Time—Appx.2 Hours, Full Charging Time—Appx.2 Hours
Power Source	DC5.0V/1A Please use ONLY usb wall adaptors that are certified according the CE and/or FCC regulations



CAMERA Information

Camera Sensor	CMOS 1/4"
Optical features	Exposure: Auto , Gamma:Auto , White Balance: Auto , Black Reference: Auto ,

MICROSCOPE Information

Magnification	5x~200x
Object Distance	8~200mm
Focus Range	8mm ~ 200mm
Light Source	n. 4 adjustable IR Led (800nm) +n. 8 adjustable UV Led (400nm) +n.4 adjustable White Led
Lens	High Definition Microscopy Lens
Dimensions	36mm(Diameter) x 142mm(Length)
Weight	88g

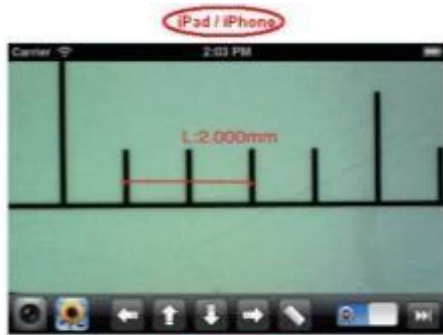
USB Information

Photo and Video Resolution	1.30Mpixel—1280x1024,640x480,320x240
Frame Rate	<u>15fps(1280x1024),30fps(640x480)</u> 320x240
PC interface	USB 2. 0
MiniUSB Cable for recharging	1.2m

HOW TO INSTALL APPS (Example)

For **iPad** and **iPhone**: search "Mic-Fi" in App Store to download an install the app.

For **Android's Smart-Phone** and **Tablet**: search "Mic-Fi" in Google Play to download an install the app



Magnification, Working distance, field of view:

Magnification	Working distance	Field of view (x)	Field of view (y)	
10	157	39	29	
20	73	20	15	
30	41	13	10	
40	30	10	7.5	
50	22	8	6	
60	17	7	5	
80	14	5	4	
100	11	4	3	
150	13	2.5	2	
200	19	2	1.5	

Listed values may differ slightly

Working distances have been taken without front cap

Contact point:

Low Cover : 80x e 150x





High Cover : 60x e 200x

Unit: mm



Package:

- Wi-Fi Digital Microscope
- Trasparent Cap
- USB AC adapter
- USB cable
- Quick manual
- Plastic Stand
- Line Calibration Ruler

Raccommended Products			
913-2503	913-2500	913-2516	126-1725
			
<p>Dimensions: (W)8cm x (L)15cm x (H)25cm The 913-2503 articulated desktop stand holds the Mic-Fi microscope with a flexible gooseneck arm that can be bent and twisted into many positions. This convenient and versatile stand is compatible with all Mic-Fi handheld microscopes, which allow the user with hands free stable operations of the scope.</p>	<p>Dimensions: (W)12.7cm x (L)20.7cm x (H)30.5cm The 913-2500 is a rigid vertical desktop stand that was designed to be used with the Mic-Fi digital microscope. It provides about 20cm of vertical working distance from the object.</p>	<p>Dimensions: (W)12.7cm x (L)20.7cm x (H)30.5cm The 913-2516 stand is designed for use with the complete line of Mic-Fi digital microscope. This stand utilizes an adjustable sliding horizontal boom arm with up to 25cm reach and 360 degree rotational capability making it ideal for inspection applications where the ability to extend out over and across a specimen is required.</p>	<p>The Foot pedal allows you to take a picture.</p> <p>The 126-1725 is only compatible with USB Mic-Fi Software for PC and Mac.</p> <p>No additional software is required.</p> <p>Plug in the 126-1725 into your USB port and it is ready to use.</p>

**Designed in Italy
Manufactured in China**