

786556-5 ✓ ACTIVE

AMPLIMITE | AMPLIMITE 0.50 Series

TE Internal #: 786556-5

50 Position D-Shaped Connector, Receptacle, Cable-to-Board,
Board Mount, 1.27 mm [.05 in] Centerline, Printed Circuit Board,
AMPLIMITE 0.50 Series

[View on TE.com >](#)



Connectors > D-Shaped Connectors > D-Sub Receptacle Assembly: Vertical, Action Pin, 1.27mm



Number of Positions: **50**

Connector & Housing Type: **Receptacle**

Connector System: **Cable-to-Board**

Connector Mounting Type: **Board Mount**

Centerline (Pitch): **1.27 mm [.05 in]**

[All D-Sub Receptacle Assembly: Vertical, Action Pin, 1.27mm \(27\)](#)

Features

Product Type Features

Shell Material Configuration	Full Metal Shell
Connector & Housing Type	Receptacle
Connector System	Cable-to-Board
Connector & Contact Terminates To	Printed Circuit Board

Configuration Features

Number of Positions	50
Number of Rows	2
PCB Mount Orientation	Vertical

Body Features

Shell Plating Material	Nickel over Copper
Primary Product Color	Black
Connector Profile	Standard

Contact Features

	30 μ m
Contact Mating Area Plating Material	Gold (Au)
Contact Base Material	Phosphor Bronze
PCB Contact Termination Area Plating Material	Tin-Lead over Nickel



Contact Current Rating (Max)	1 A
------------------------------	-----

Contact Options	Installed
-----------------	-----------

Termination Features

Termination Method to PCB	Through Hole - Press-Fit, Through Hole - Solder
---------------------------	---

Termination Post & Tail Length	7.11 mm[.28 in]
--------------------------------	-----------------

Square Termination Post & Tail Dimension	.38 mm[.015 in]
--	-----------------

Mechanical Attachment

	.109 in
--	---------

Mounting Feature Plating Material	Nickel over Copper
-----------------------------------	--------------------

Mounting Feature Material	Zinc
---------------------------	------

Mating Alignment Type	Rails
-----------------------	-------

Mating Alignment	With
------------------	------

PCB Mount Alignment	Without
---------------------	---------

Connector Mounting Type	Board Mount
-------------------------	-------------

PCB Mount Retention	With
---------------------	------

PCB Mount Retention Type	Mounting Screw
--------------------------	----------------

Mating Retention	With
------------------	------

Mating Retention Type	Latch
-----------------------	-------

Housing Features

Housing Material	Thermoplastic
------------------	---------------

Shell Material	Carbon Steel
----------------	--------------

Centerline (Pitch)	1.27 mm[.05 in]
--------------------	-----------------

Dimensions

PCB Thickness (Recommended)	3.18 – 5.08 mm[.125 – .2 in]
-----------------------------	------------------------------

Row-to-Row Spacing	2.54 mm[.1 in]
--------------------	----------------

Usage Conditions

Operating Temperature Range	-55 – 105 °C[-67 – 221 °F]
-----------------------------	----------------------------

Operation/Application

Shielded	Yes
----------	-----

Circuit Application	Signal
---------------------	--------

Industry Standards



UL Flammability Rating	UL 94V-0
------------------------	----------

Packaging Features

Packaging Quantity	10
Packaging Method	Tube

Product Compliance

[For compliance documentation, visit the product page on TE.com>](#)

EU RoHS Directive 2011/65/EU	Not Compliant
EU ELV Directive 2000/53/EC	Compliant with Exemptions
China RoHS 2 Directive MIIT Order No 32, 2016	Restricted Materials Above Threshold
EU REACH Regulation (EC) No. 1907/2006	Current ECHA Candidate List: JAN 2025 (247) Candidate List Declared Against: JAN 2025 (247) SVHC > Threshold: Pb (13% in 4690948374) Article Safe Usage Statements: Do not eat, drink or smoke when using this product. Wash thoroughly after handling. Recycle if possible and dispose of the article by following all applicable governmental regulations relevant to your geographic location.
Halogen Content	Not Low Halogen - contains Br or Cl > 900 ppm.
Solder Process Capability	Not applicable for solder process capability

Product Compliance Disclaimer


This information is provided based on reasonable inquiry of our suppliers and represents our current actual knowledge based on the information they provided. This information is subject to change. The part numbers that TE has identified as EU RoHS compliant have a maximum concentration of 0.1% by weight in homogenous materials for lead, hexavalent chromium, mercury, PBB, PBDE, DBP, BBP, DEHP, DIBP, and 0.01% for cadmium, or qualify for an exemption to these limits as defined in the Annexes of Directive 2011/65/EU (RoHS2). Finished electrical and electronic equipment products will be CE marked as required by Directive 2011/65/EU. Components may not be CE marked. Additionally, the part numbers that TE has identified as EU ELV compliant have a maximum concentration of 0.1% by weight in homogenous materials for lead, hexavalent chromium, and mercury, and 0.01% for cadmium, or qualify for an exemption to these limits as defined in the Annexes of Directive 2000/53/EC (ELV). Regarding the REACH Regulation, the information TE provides on SVHC in articles for this part number is based on the latest European Chemicals Agency (ECHA) 'Guidance on requirements for substances in articles' posted at this URL: <https://echa.europa.eu/guidance-documents/guidance-on-reach>

Compatible Parts




TE Part # 5749621-5
50 50S CABLE PLUG CONN/COV KIT


Also in the Series | AMPLIMITE 0.50 Series



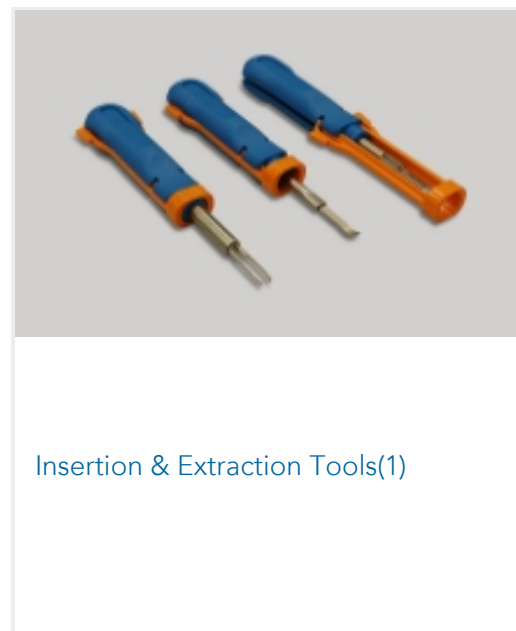
Connector Backshells(20)



Connector Caps & Covers(20)



D-Sub Backshells & Clamps(20)

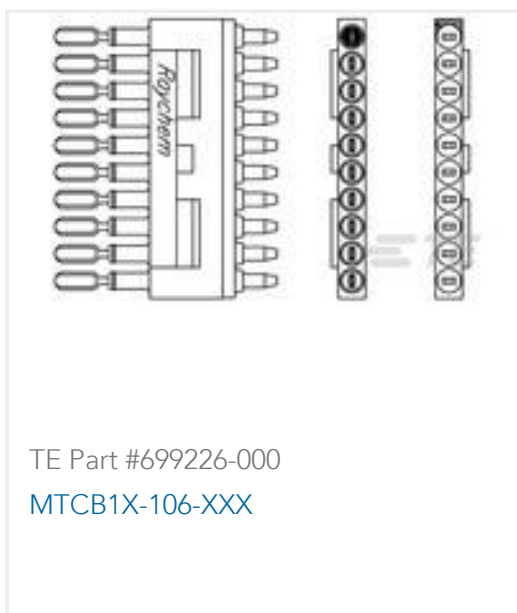


Insertion & Extraction Tools(1)




PCB D-Sub Connectors(171)

Customers Also Bought



TE Part #699226-000
MTCB1X-106-XXX



TE Part #699232-000
MTCB1X-XXX-106



TE Part #1629-01-12117
S RELIEF



TE Part #412200-000
TTVF150YW-100



TE Part #CAT-R21-567014
Low Profile HS Boots: Blow Molded,
Slim Line, Lipped, Straight



Documents

Product Drawings

[50 50SR VRT RCPT,L,R,ACT PIN](#)

English

CAD Files

[3D PDF](#)

3D

Customer View Model

[ENG_CVM_CVM_786556-5_D.2d_dxf.zip](#)

English

Customer View Model

[ENG_CVM_CVM_786556-5_D.3d_igs.zip](#)

English

Customer View Model

[ENG_CVM_CVM_786556-5_D.3d_stp.zip](#)

English

By downloading the CAD file I accept and agree to the [Terms and Conditions](#) of use.

Product Specifications

[Application Specification](#)

English

Agency Approvals

[UL](#)

English