

## SUPER-technopolymer indexing plungers



### • Threaded body

Special glass-fibre reinforced polyamide based (PA) SUPER-technopolymer. Resistant to solvents, oils, greases and other chemical agents.

### • Plunger

Black-oxide hardened steel or AISI 303 stainless steel.  
Suggested tolerance for matching hole = H7.

### • Knob

High-resilience polyamide based (PA) technopolymer, black colour, matte finish. Resistant to solvents, oils, greases and other chemical agents.

### • Spring

AISI 302 stainless steel.

### • Locking nut NTT

Special glass-fibre reinforced polyamide based (PA) SUPER-technopolymer. Resistant to solvents, oils, greases and other chemical agents.

Available also as accessory sold separately (see table NTT).

### NTT

Code	Description
301083	NTT-M10x1
301085	NTT-M12x1.5
301087	NTT-M16x1.5
301089	NTT-M20x1.5

### • Standard executions

- **PMT.100-A**: black-oxide steel plunger, without locking nut.
- **PMT.100-AK**: black-oxide steel plunger, with locking nut (supplied not assembled).
- **PMT.100-SST-A**: AISI 303 stainless steel plunger, without locking nut, not magnetic.
- **PMT.100-SST-AK**: AISI 303 stainless steel plunger, with locking nut (supplied not assembled), not magnetic.

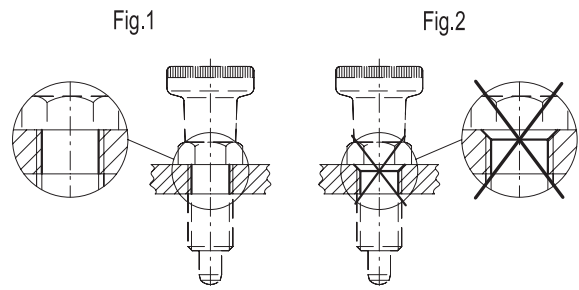
### Features and applications

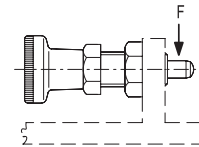
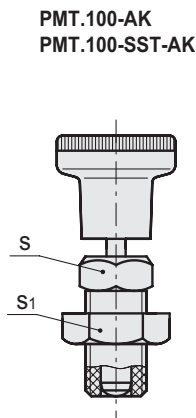
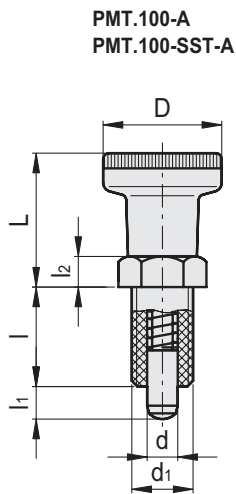
- Lightness and high mechanical resistance of the product.
- The SUPER-technopolymer threaded body of the plunger offers a low friction factor to the plunger stroke; no lubricating maintenance is required.
- Anticorrosive material: suitable even in the presence of liquid or humidity (PMT.100-SST).
- Resistant to several cleaning cycles with solvents and other chemical agents, for this reason they are suitable for applications as in the pharmaceutical or food industry.

### Assembly instructions

Make sure that no machining residues are left on the threaded hole for the assembly of PMT.100 indexing plunger (see fig. 1). Do not make any chamfering in the hole (see fig. 2).

SUPER-technopolymer product based on ELESA technology, dimensions according to GN 617 standards as agreed with Otto Ganter GmbH Co. KG.





### PMT.100

Code	Description	d <sup>-0.15</sup> -0.1	d <sub>1</sub>	L	D	l	l <sub>1</sub>	l <sub>2</sub>	s	s <sub>1</sub>	Preload [N]	Static load [N]	Maximum tightening torque [Nm]	Static load at breakage F [N]	⚖
51501	PMT.100-5-M10x1-A	5	M10x1	23	21	17	5	5	12	-	7	17	6	2300	13
51502	PMT.100-6-M12x1.5-A	6	M12x1.5	28	25	20	6	6	14	-	9	24	10	3500	20
51511	PMT.100-8-M16x1.5-A	8	M16x1.5	35	31	26	8	8	19	-	11	30	18	5900	25
51512	PMT.100-10-M20x1.5-A	10	M20x1.5	37	31	33	10	10	22	-	19	45	25	7700	32
51521	PMT.100-5-M10x1-AK	5	M10x1	23	21	17	5	5	12	16	7	17	6	2300	23
51522	PMT.100-6-M12x1.5-AK	6	M12x1.5	28	25	20	6	6	14	19	9	24	10	3500	33
51531	PMT.100-8-M16x1.5-AK	8	M16x1.5	35	31	26	8	8	19	24	11	30	18	5900	50
51532	PMT.100-10-M20x1.5-AK	10	M20x1.5	37	31	33	10	10	22	30	19	45	25	7700	69

### PMT.100-SST

Code	Description	d <sup>-0.15</sup> -0.1	d <sub>1</sub>	L	D	l	l <sub>1</sub>	l <sub>2</sub>	s	s <sub>1</sub>	Preload [N]	Static load [N]	Maximum tightening torque [Nm]	Static load at breakage F [N]	⚖
51551	PMT.100-SST-5-M10x1-A	5	M10x1	23	21	17	5	5	12	-	7	17	6	1800	13
51552	PMT.100-SST-6-M12x1.5-A	6	M12x1.5	28	25	20	6	6	14	-	9	24	10	2900	20
51561	PMT.100-SST-8-M16x1.5-A	8	M16x1.5	35	31	26	8	8	19	-	11	30	18	4400	25
51562	PMT.100-SST-10-M20x1.5-A	10	M20x1.5	37	31	33	10	10	22	-	19	45	25	6800	32
51571	PMT.100-SST-5-M10x1-AK	5	M10x1	23	21	17	5	5	12	16	7	17	6	1800	23
51572	PMT.100-SST-6-M12x1.5-AK	6	M12x1.5	28	25	20	6	6	14	19	9	24	10	2900	33
51581	PMT.100-SST-8-M16x1.5-AK	8	M16x1.5	35	31	26	8	8	19	24	11	30	18	4400	50
51582	PMT.100-SST-10-M20x1.5-AK	10	M20x1.5	37	31	33	10	10	22	30	19	45	25	6800	69