

PCB terminal block - SPT 5/ 1-H-7,5 - 1719189

Please be informed that the data shown in this PDF Document is generated from our Online Catalog. Please find the complete data in the user's documentation. Our General Terms of Use for Downloads are valid (<http://phoenixcontact.com/download>)




PCB terminal block, Nominal current: 41 A, Nom. voltage: 1000 V, Pitch: 7.5 mm, Number of positions: 1, Connection method: Spring-cage connection, Mounting: Soldering, Conductor/PCB connection direction: 0 °, Color: green

Why buy this product

- ✓ Fast connection technology thanks to tool-free direct plug-in principle
- ✓ Conductor connection direction: horizontal (0° -H) to the PCB
- ✓ Unlimited 600 V UL approval thanks to compact zigzag pinning
- ✓ SPT 5 Push-in spring-cage PCB terminal blocks for conductor cross sections up to 6 mm², stranded
- ✓ Single-position terminal block bases with double pin



Key commercial data

Packing unit	50 pc
Minimum order quantity	50 pc
GTIN	 4 046356 141284
Weight per Piece (excluding packing)	4.28 g
Custom tariff number	85369010
Country of origin	Bulgaria

Technical data

Dimensions

Pitch	7.5 mm
Dimension a	0 mm
Pin dimensions	1,7 x 0,8
Pin spacing	13.2 mm
Hole diameter	2.1 mm

General

Range of articles	SPT 5/..-H
Insulating material group	I
Rated surge voltage (III/3)	6 kV

PCB terminal block - SPT 5/ 1-H-7,5 - 1719189

Technical data

General

Rated surge voltage (III/2)	6 kV
Rated surge voltage (II/2)	6 kV
Rated voltage (III/3)	630 V
Rated voltage (III/2)	1000 V
Rated voltage (II/2)	1000 V
Connection in acc. with standard	EN-VDE
Nominal current I_N	41 A
Nominal cross section	6 mm ²
Maximum load current	41 A
Insulating material	PA
Solder pin surface	Sn
Inflammability class according to UL 94	V0
Stripping length	15 mm
Number of positions	1

Connection data

Conductor cross section solid min.	0.2 mm ²
Conductor cross section solid max.	10 mm ²
Conductor cross section stranded min.	0.2 mm ²
Conductor cross section stranded max.	6 mm ²
Conductor cross section stranded, with ferrule without plastic sleeve min.	0.25 mm ²
Conductor cross section stranded, with ferrule without plastic sleeve max.	6 mm ²
Conductor cross section stranded, with ferrule with plastic sleeve min.	0.25 mm ²
Conductor cross section stranded, with ferrule with plastic sleeve max.	4 mm ²
Conductor cross section AWG/kcmil min.	24
Conductor cross section AWG/kcmil max	8
2 conductors with same cross section, stranded, TWIN ferrules with plastic sleeve, min.	0.25 mm ²
2 conductors with same cross section, stranded, TWIN ferrules with plastic sleeve, max.	1.5 mm ²

Classifications

eCl@ss

eCl@ss 4.0	27141109
eCl@ss 4.1	27141109
eCl@ss 5.0	27141190
eCl@ss 5.1	27141190
eCl@ss 6.0	27261101
eCl@ss 7.0	27440401

PCB terminal block - SPT 5/ 1-H-7,5 - 1719189

Classifications

eCl@ss

eCl@ss 8.0	27440401
------------	----------

ETIM

ETIM 3.0	EC001121
ETIM 4.0	EC002643
ETIM 5.0	EC002643

UNSPSC

UNSPSC 6.01	30211801
UNSPSC 7.0901	39121432
UNSPSC 11	39121432
UNSPSC 12.01	39121432
UNSPSC 13.2	39121432

Approvals

Approvals


Approvals

UL Recognized / SEV / cUL Recognized / CCA / IECCEB Scheme / cUL Recognized / EAC / cULus Recognized

Ex Approvals

Approvals submitted

Approval details


UL Recognized 			
	B	C	D
mm ² /AWG/kcmil	24-8	24-8	24-8
Nominal current I _N	36 A	36 A	5 A
Nominal voltage U _N	300 V	150 V	600 V

SEV	
mm ² /AWG/kcmil	6
Nominal current I _N	41 A

PCB terminal block - SPT 5/ 1-H-7,5 - 1719189

Approvals


Nominal voltage UN	450 V
--------------------	-------

cUL Recognized 


	B	C	D
mm ² /AWG/kcmil	24-8	24-8	24-8
Nominal current IN	36 A	36 A	5 A
Nominal voltage UN	300 V	150 V	600 V

CCA

mm ² /AWG/kcmil	6
Nominal current IN	41 A
Nominal voltage UN	450 V


IECEE CB Scheme 

mm ² /AWG/kcmil	6
Nominal current IN	41 A
Nominal voltage UN	450 V

cUL Recognized 

	B	C	D
mm ² /AWG/kcmil	24-8	24-8	24-8
Nominal current IN	36 A	36 A	5 A
Nominal voltage UN	300 V	150 V	600 V

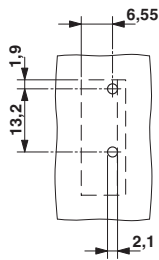
EAC

cULus Recognized 

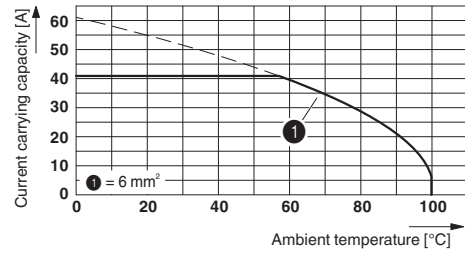
Drawings

PCB terminal block - SPT 5/ 1-H-7,5 - 1719189

Drilling diagram



Diagram



Dimensioned drawing

