

Datasheet

Wi-Fi Digitale Microscope – High Magnification

Code: **913-2529**



913-2529 – High magnification is a very innovative handheld color digital microscope with Wi-Fi wireless transmission. It breaks the conception of traditional microscope to realize the following functions: measurement, conservation, copy and transfer of images and video which are difficult for a traditional microscope. It is a small, easy to operate light and portable fun. It can be used with all the most popular smartphones, tablet and even with PC.

Main applications:

- Industrial Inspection
- Electronics/mechanical assembly and quality control
- Scientific teaching tool
- School Research tool
- Printing Inspection
- Textile inspection
- Medical analysis
- Dermatology(skin/scalp)exam
- Hair and trichology inspection
- Insect dissection/observing
- Plant dissection/observing
- Collections/jewelry Inspection
- Reading aid
- etc.



Information

Operation system	Windows ,OS X, iOS , Android (It can be used by Wi-Fi or USB)
Photo and Video Resolution	1.3MPixels-- 1280x1024(MJPG),640x480(MJPG), 320x240
Frame Rate	15fps@1280x1024,30fps@640x480 320x240
Wi-Fi Protocol	IEEE 802.11 b/g/n standards compliant
Wi-Fi Wireless Transmission Distance	up to 5m
Transmit Power	11n HT40 MCS7: +13 dBm , 11b CCK: +18 dBm , 11g OFDM: +15 dBm
Data Rate	802.11n: up to 150Mbps , 802.11b: 1, 2, 5.5, 11Mbps , 802.11g: 6, 9, 12, 18, 24, 36, 48, 54Mbps
Frequency Range	2.400 ~ 2.4835GHz
Power Consumption	Max 2.5W
Frame Rate	10fps~30fps
Li-ion Battery	Continuous Working Time—Appx.2 Hours, Full Charging Time—Appx.2 Hours
Power Source	DC5.0V/1A



CAMERA Information

Camera Sensor	CMOS 1/4"
Optical features	Exposure: Auto , Gamma:Auto , White Balance: Auto , Black Reference: Auto ,

MICROSCOPE Information

Magnification	500x~600x
Object Distance	0~3mm
Focus Range	0~3mm
Light Source	n. 8 adjustable White Led
Lens	High Definition Microscopy Lens
Dimensions	36mm(Diameter) x 142mm(Length)
Weight	88g

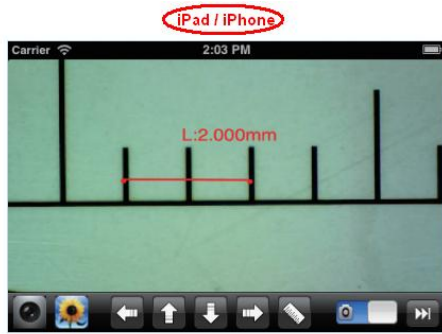
USB Information

Photo and Video Resolution	1.30Mpixel—1280x1024,640x480,320x240
Frame Rate	15fps(1280x1024),30fps(640x480) 320x240
PC interface	USB 2. 0
MiniUSB Cable for recharging	1.2m

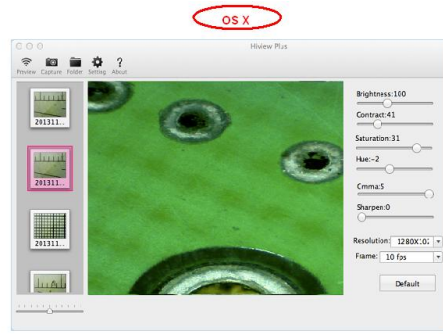
HOW TO INSTALL APPS (Example)

For **iPad** and **iPhone**: search "Mic-Fi" in App Store to download an install the app.

For **Android's Smart-Phone** and **Tablet**: search "Mic-Fi" in Google Play to download an install the app



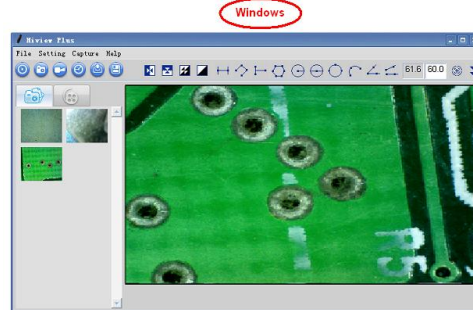
iPad / iPhone



OS X



Android



Windows

Magnification, Working distance, field of view:

Magnification	Working distance	Field of view (x)	Field of view (y)	
500	0	0.76	0.58	
530	2	0.69	0.53	
550	3.2	0.63	0.48	
600	0	0.60	0.45	
<p>Listed values may differ slightly Working distances have been taken without front cap Contact point: Low Cover : 560x High Cover : 630x</p>				Unit: mm

Raccommended Products		
913-2500		913-2516
		
<p>Dimensions: (W)12.7cm x (L)20.7cm x (H)30.5cm The RCKX is a rigid vertical desktop stand that was designed to be used with the Mic-Fi digital microscope. It provides about 20cm of vertical working distance from the object.</p>		<p>Dimensions: (W)12.7cm x (L)20.7cm x (H)30.5cm The RCKY stand is designed for use with the complete line of Mic-Fi digital microscope. This stand utilizes an adjustable sliding horizontal boom arm with up to 25cm reach and 360 degree rotational capability making it ideal for inspection applications where the ability to extend out over and across a specimen is required.</p>

Package:

- Wi-Fi Digital Microscope
- Trasparent Cap
- USB AC adapter
- USB cable
- Quick manual
- Plastic Stand
- Line Calibration Ruler