



Connectors > RF Connectors > Coax Connectors



RF Interface: **BNC**

RF Connector Style: **Jack**

RF Connector Mated Outer Diameter (Approximate): **14.53 mm [.572 in]**

Impedance: **50 Ω**

Compatible With RF Cable Type: **RG 141A, RG 58C, URM 43, URM 76**

Features

Product Type Features

RF Interface	BNC
RF Connector Style	Jack
Compatible With RF Cable Type	RG 141A, RG 58C, URM 43, URM 76
Connector System	Cable-to-Cable
Sealable	No
Connector & Contact Terminates To	Wire & Cable

Configuration Features

Number of Positions	1
Number of Coaxial Contacts	1

Electrical Characteristics

Impedance	50 Ω
-----------	------

Body Features

Cable Connector Orientation	Straight
Body Material	Brass
Body Plating Material	Nickel

Contact Features

Crimp Type	Dual Crimp
RF Connector Center Contact Underplating Material	Nickel
RF Connector Center Contact Plating Material	Gold (Au)
RF Connector Center Contact Material	Brass



Termination Features

Termination Method to Wire & Cable	Crimp
------------------------------------	-------

Mechanical Attachment

RF Connector Coupling Mechanism	Bayonet
Connector Mounting Type	Cable Mount (Free-Hanging)
RF Contact Captivation Method	Mechanical
Detent	With

Dimensions

RF Connector Mated Outer Diameter (Approximate)	14.53 mm[.572 in]
---	-------------------

Operation/Application

Operating Frequency	4 GHz
---------------------	-------

Packaging Features

Packaging Method	Bag
------------------	-----

Other

Grade	Commercial
Dielectric Material	PTFE

Product Compliance

For compliance documentation, visit the product page on TE.com>

EU RoHS Directive 2011/65/EU	Not Yet Reviewed
EU ELV Directive 2000/53/EC	Not Compliant
China RoHS 2 Directive MIIT Order No 32, 2016	Restricted Materials Above Threshold
EU REACH Regulation (EC) No. 1907/2006	Current ECHA Candidate List: JAN 2025 (247) Not Yet Reviewed
Halogen Content	Not Yet Reviewed for halogen content
Solder Process Capability	Not applicable for solder process capability


Product Compliance Disclaimer

This information is provided based on reasonable inquiry of our suppliers and represents our current actual knowledge based on the information they provided. This information is subject to change. The part numbers that TE has identified as EU RoHS compliant have a maximum concentration of 0.1% by weight in homogenous materials for lead, hexavalent chromium, mercury, PBB, PBDE, DBP, BBP, DEHP, DIBP, and 0.01% for cadmium, or qualify for an exemption to these limits as defined in the Annexes of Directive 2011/65/EU (RoHS2). Finished electrical and electronic equipment products will be CE marked as required by Directive 2011/65/EU. Components may not be CE marked. Additionally, the part numbers that TE has identified as EU ELV compliant have a maximum concentration of 0.1% by weight in homogenous materials for lead, hexavalent chromium, and mercury, and 0.01% for cadmium, or qualify for an exemption to these limits




as defined in the Annexes of Directive 2000/53/EC (ELV). Regarding the REACH Regulations, TE’s information on SVHC in articles for this part number is still based on the European Chemical Agency (ECHA) ‘Guidance on requirements for substances in articles’(Version: 2, April 2011), applying the 0.1% weight on weight concentration threshold at the finished product level. TE is aware of the European Court of Justice ruling of September 10th, 2015 also known as O5A (Once An Article Always An Article) stating that, in case of ‘complex object’, the threshold for a SVHC must be applied to both the product as a whole and simultaneously to each of the articles forming part of its composition. TE has evaluated this ruling based on the new ECHA “Guidance on requirements for substances in articles” (June 2017, version 4.0) and will be updating its statements accordingly.


Customers Also Bought




TE Part #1617105-5
MW6HP-18P = HIGH PERFORMANCE M




TE Part #1825268-2
MSS4300RG04=4P3T SL SW R/A AU




TE Part #9-1437562-1
TTE11EGPC9T1/4ES=WATERTIGHT TT




TE Part #1825266-1
MSS425004=4PDT SL SW AG




TE Part #6-1546701-4
JC6-T408-03=JC6 ASSY




TE Part #3-2176363-6
RQ 0402 1K0 0.1% 10PPM 5K RL




TE Part #4-1825142-2
AE107MD1AV2B04



TE Part #2-2176364-7
RQ 0402 8K66 0.1% 10PPM 5K RL



TE Part #6609016-3
1ED4=F7534 S0



TE Part #228618-1
PIN,STRAIGHT,SIZE 8,AMPLIMITE

Documents

Product Drawings
SCD,B35E43M010X,BNC
English

CAD Files
3D PDF
3D
Customer View Model
ENG_CVM_CVM_1044939-1_A.2d_dxf.zip
English



Customer View Model

[ENG_CVM_CVM_1044939-1_A.3d_igs.zip](#)

English

Customer View Model

[ENG_CVM_CVM_1044939-1_A.3d_stp.zip](#)

English

By downloading the CAD file I accept and agree to the [Terms and Conditions](#) of use.

Datasheets & Catalog Pages

[BNC Connectors](#)

English