



Connectors > Automotive Connectors > Automotive Housings > GET .64 CONNECTOR SYSTEM, CONNECTOR HSG



Number of Positions: 96

Connector & Housing Type: Housing for Female Terminals

Mating Tab Width: 1.2 mm [.047 in]

Connector System: Wire-to-Board

Centerline (Pitch): 2.5 mm, 3.5 mm [.09 in, .13 in]

[All GET .64 Connector System, Connector HSG \(62\)](#)

Features

Product Type Features

Connector Shape	Rectangular
Mixed & Hybrid Connector	Yes
Connector & Housing Type	Housing for Female Terminals
Connector System	Wire-to-Board
Sealable	Yes
Primary Locking Feature	Integrated in Housing
Connector & Contact Terminates To	Wire & Cable

Configuration Features

Blank Cavity Position	1, 10, 11, 14, 16, 17, 18, 19, 2, 20, 23, 24, 25, 26, 27, 28, 29, 3, 33, 34, 35, 36, 37, 38, 39, 4, 40, 41, 45, 47, 48, 49, 5, 50, 51, 53, 54, 57, 6, 67, 68, 7, 70, 8, 84, 9
Number of Positions	96
Number of Rows	4



Body Features

Cable Exit Angle	90°
Primary Product Color	Black
Connector & Keying Code	A

Contact Features

Contact Size	1.2mm
Contact Type	Receptacle
Mating Tab Width	1.2 mm[.047 in]

Mechanical Attachment

Strain Relief	With
Terminal Position Assurance	Yes
Mating Alignment Type	Keyed
Mating Alignment	With
Connector Mounting Type	Cable Mount (Free-Hanging)

Housing Features

Housing Material	PA GF
Centerline (Pitch)	2.5 mm, 3.5 mm[.09 in][.13 in]

Dimensions

Row-to-Row Spacing	3 mm[.11 in]
Product Width	38.2 mm[1.5 in]
Product Length	83.1 mm[3.27 in]
Connector Height	41.9 mm[1.64 in]

Usage Conditions

Operating Temperature (Max)	70 °C, 75 °C, 80 °C, 85 °C, 90 °C, 100 °C, 105 °C, 110 °C, 120 °C, 125 °C[158 °F][167 °F][176 °F][185 °F][194 °F][212 °F][221 °F][230 °F][248 °F][257 °F]
-----------------------------	---

Operation/Application

Circuit Application	Signal
---------------------	--------

Other

Serviceable	Yes
Connector Position Assurance Capable	Yes



Product Compliance


For compliance documentation, visit the product page on TE.com>

EU RoHS Directive 2011/65/EU	Compliant
EU ELV Directive 2000/53/EC	Compliant
China RoHS 2 Directive MIIT Order No 32, 2016	No Restricted Materials Above Threshold
EU REACH Regulation (EC) No. 1907/2006	Current ECHA Candidate List: JAN 2025 (247) Candidate List Declared Against: JAN 2024 (240) SVHC > Threshold: Octamethylcyclotetrasiloxane (D4) (.5% in Component Part) Dodecamethylcyclohexasiloxane (D6) (.5% in Component Part) Decamethylcyclopentasiloxane (D5) (.5% in Component Part) Article Safe Usage Statements: Wash thoroughly after handling. Recycle if possible and dispose of the article by following all applicable governmental regulations relevant to your geographic location.
Halogen Content	BFR/CFR/PVC Free, but Br/Cl >900 ppm in other sources.
Solder Process Capability	Not reviewed for solder process capability


Product Compliance Disclaimer

This information is provided based on reasonable inquiry of our suppliers and represents our current actual knowledge based on the information they provided. This information is subject to change. The part numbers that TE has identified as EU RoHS compliant have a maximum concentration of 0.1% by weight in homogenous materials for lead, hexavalent chromium, mercury, PBB, PBDE, DBP, BBP, DEHP, DIBP, and 0.01% for cadmium, or qualify for an exemption to these limits as defined in the Annexes of Directive 2011/65/EU (RoHS2). Finished electrical and electronic equipment products will be CE marked as required by Directive 2011/65/EU. Components may not be CE marked. Additionally, the part numbers that TE has identified as EU ELV compliant have a maximum concentration of 0.1% by weight in homogenous materials for lead, hexavalent chromium, and mercury, and 0.01% for cadmium, or qualify for an exemption to these limits as defined in the Annexes of Directive 2000/53/EC (ELV). Regarding the REACH Regulation, the information TE provides on SVHC in articles for this part number is based on the latest European Chemicals Agency (ECHA) 'Guidance on requirements for substances in articles' posted at this URL: <https://echa.europa.eu/guidance-documents/guidance-on-reach>


Also in the Series | Get .64 Connector System




Automotive Connector Caps & Covers
(5)



Automotive Headers(3)




Automotive Housings(87)




Automotive Terminals(28)



Insertion & Extraction Tools(1)



PCB Headers & Receptacles(3)



Wire-to-Board Headers & Receptacles (3)

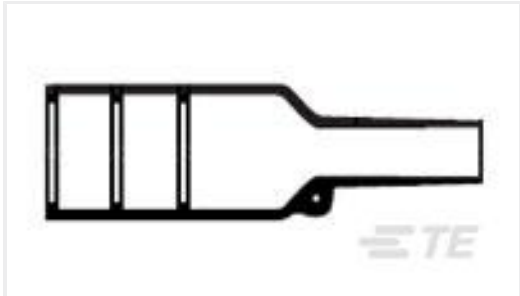
Customers Also Bought



TE Part #206038-2
CPC RECPT ASSEMBLY SIZE 17-28



TE Part #CAT-H396-CH8172
DEUTSCH HDP20 Housings



TE Part #878494-000
202K121-25-0



TE Part #CAT-SU763-CH8172
SUPERSEAL Connector Housings: 1.0 mm



TE Part #2-968814-2
MESSERLEISTE3,0 16P

Documents

- CAD Files

Customer View Model

ENG_CVM_CVM_3-1924939-5_C1.3d_stp.zip

English

Customer View Model

ENG_CVM_CVM_3-1924939-5_C1.2d_dxf.zip

English

3D PDF

3D

Customer View Model

ENG_CVM_CVM_3-1924939-5_C1.3d_igs.zip

English

By downloading the CAD file I accept and agree to the [Terms and Conditions](#) of use.

- Datasheets & Catalog Pages

GET 0.64 Interconnection System

English

