

4

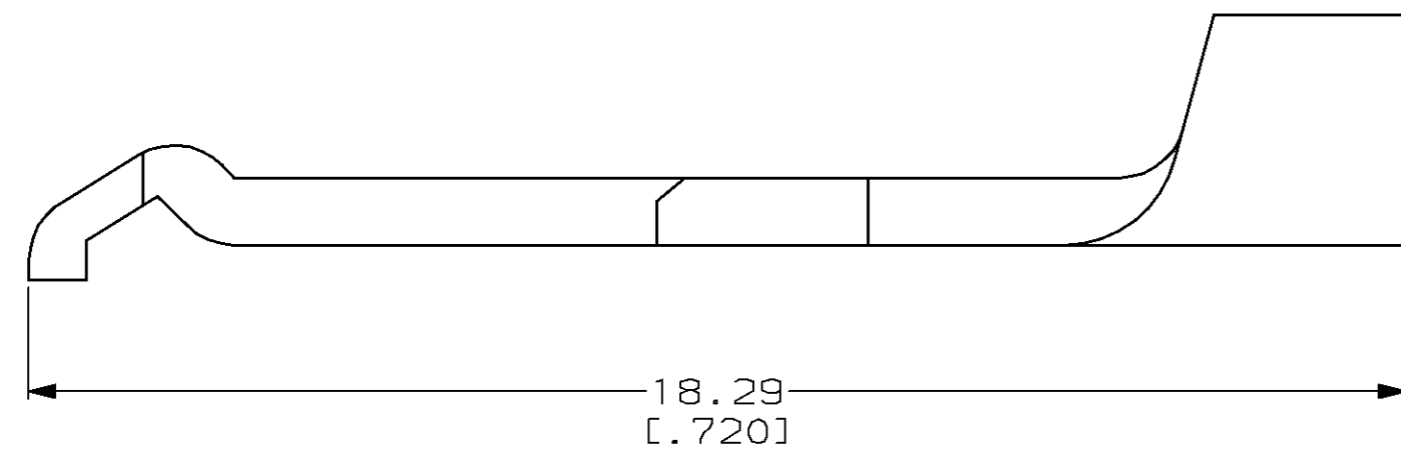
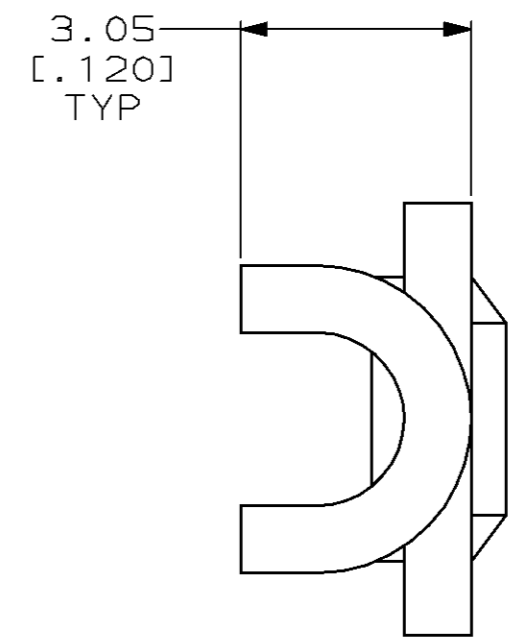
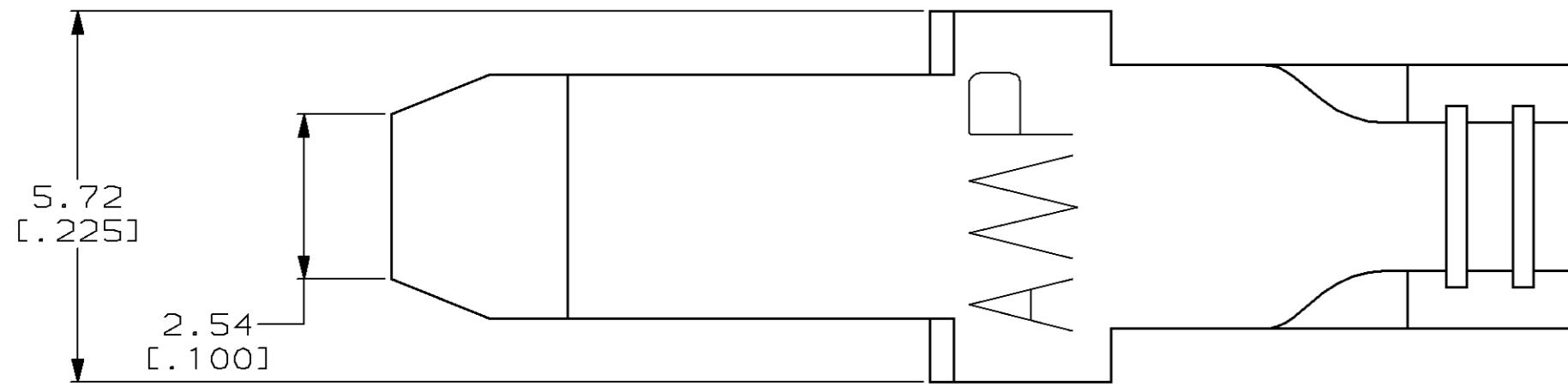
3

2

1

THIS DRAWING IS UNPUBLISHED. RELEASED FOR PUBLICATION ,19 .  
 © COPYRIGHT 19 BY AMP INCORPORATED. ALL RIGHTS RESERVED.

LOC	DIST	REVISIONS			
P	LTR	DESCRIPTION	DATE	DWN	APVD
FT	60	E	REDRAWN & REV PER EC 0320-74-97	15 APR 97	-



1. CONTACT TO BE USED WITH HOUSING 53894.

54329-1  
 PART NUMBER

THIS DRAWING IS A CONTROLLED DOCUMENT.		DWN	M. BINNER	15 APR 97	AMP Incorporated Harrisburg, PA 17105-3608
DIMENSIONS:		CHK	R. STONE	24 APR 97	
mm [INCHES]		APVD	M. MCALONIS	22 MAY 97	
		PRODUCT SPEC	108-11026		
TOLERANCES UNLESS OTHERWISE SPECIFIED:		APPLICATION SPEC	114-6032		NAME
0 PLC	±-	WEIGHT	-		CONTACT, SOLDER BARREL
1 PLC	±-	CUSTOMER DRAWING	SCALE 4:1		SERIES 1, POWER LOCK
2 PLC	±0.38 [.015]	SCALE	4:1		SHEET 1 OF 1
3 PLC	±-	SHEET	1 OF 1		REV E
4 PLC	±-	REV	E		
ANGLES	±-				
MATERIAL	COPPER				
FINISH	5.08µm [.000200] MIN SILVER				