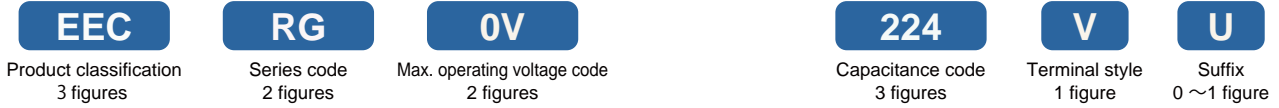


## Explanation of part numbers


### Part number system

#### 【 Multilayer Coin Type 】

◇ Series : RG



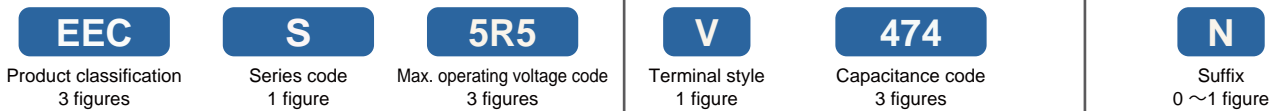
◇ Series : RF、LF、SE



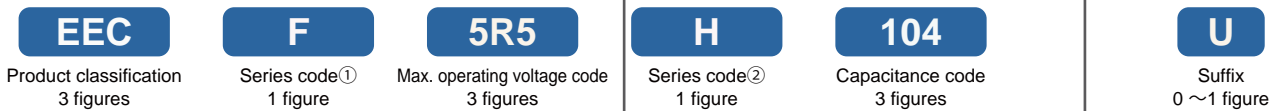
◇ Series : SD



◇ Series : SG



◇ Series : NF、F



Series	Code
RG (-25°C to +85 °C : 2000 h)	RG
RF (-25°C to +85 °C : 2000 h)	RF
LF (-40°C to +85 °C : 6000 h)	LF
SE (-25°C to +70 °C : 1000 h)	SE
SG (-25°C to +70 °C : 1000 h)	S
F (-25°C to +85 °C : 1000 h)	①F ②H
NF (-25°C to +70 °C : 1000 h)	①F ②U
SD (-25°C to +70 °C : 1000 h)	①S ②D

Max. operating voltage (V.D.C)	Code
3.6	0V
5.5	0H
5.5	5R5

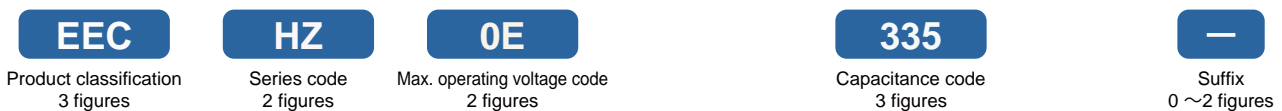
Capacitance (F)	Code
0.1	104
0.22	224
0.33	334
0.47	474
0.68	684
1.0	105
1.5	155

\* Terminal style (RG, SG, SD)  
V or H

\* Suffix (Series common)  
N : Low temperature guarantee (-40°C to )

#### 【 Wound Type 】

◇ Series : HZ、HW、HL



Series	Code
HZ (-25°C to +70 °C : 1000 h)	HZ
HW (-25°C to +60 °C(+70°C) : 1000 h)	HW
HL (-40°C to +65 °C : 2000 h)	HL

Max. operating voltage (V.D.C)	Code
2.1	0D
2.3	0D
2.5	0E
2.7	0E

Capacitance (F)	Code
3.3	335
4.7	475
10	106
22	226
30	306
50	506
70	706
100	107