FEMALE END VIEW

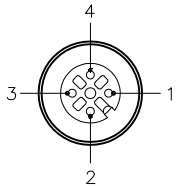

1 = BROWN
2 = N/C
3 = BLUE
4 = BLACK

euro fast.

WIRING DIAGRAM

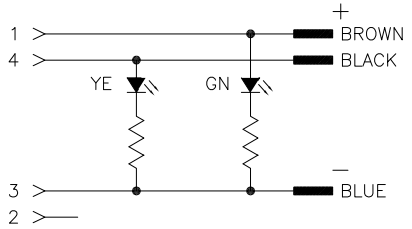

1 = VOLTAGE (+) (GREEN)
2 = N/C
3 = COMMON (–)
4 = OUTPUT (YELLOW)

SPECIFICATIONS

CONTACT CARRIER MATERIAL	NYLON OR TPU
MOLDED HEAD MATERIAL/COLOR	TPU/CLEAR
CONTACT MATERIAL/PLATING	BRASS/GOLD
COUPLING NUT MATERIAL/PLATING	BRASS/NICKEL
RATED CURRENT [A]	4.0 A
RATED VOLTAGE [V]	10–30 VDC
OUTER CABLE JACKET MATERIAL/COLOR	CPE/YELLOW
CONDUCTOR INSULATION MATERIAL	EPDM
NUMBER OF CONDUCTORS [AWG]	3x18 AWG
TEMPERATURE RANGE	–50°C to +105°C (–58°F to +221°F)
PROTECTION CLASS	MEETS NEMA 1,3,4,6P AND IEC IP68

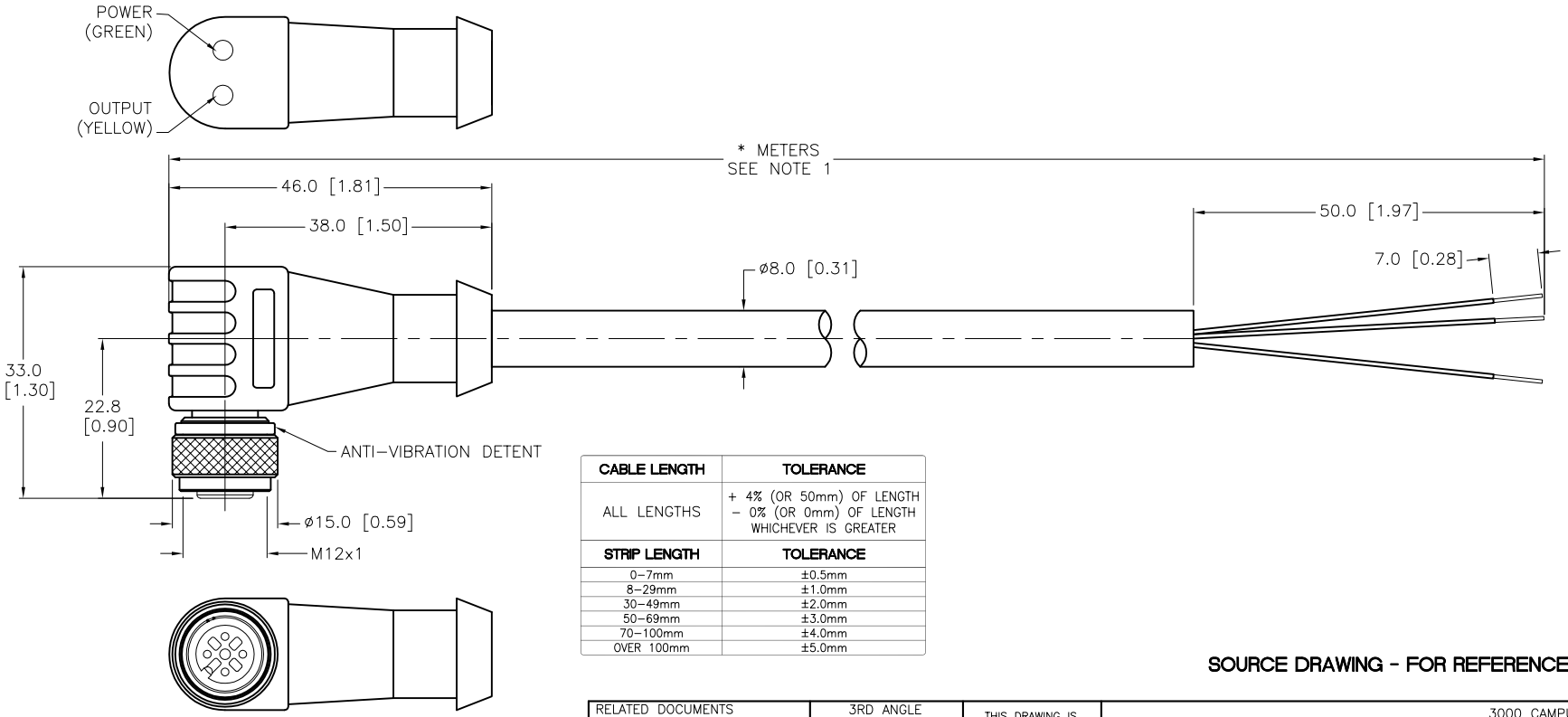

CABLE LENGTH	TOLERANCE
ALL LENGTHS	+ 4% (OR 50mm) OF LENGTH – 0% (OR 0mm) OF LENGTH WHICHEVER IS GREATER
STRIP LENGTH	**TOLERANCE**
0–7mm	±0.5mm
8–29mm	±1.0mm
30–49mm	±2.0mm
50–69mm	±3.0mm
70–100mm	±4.0mm
OVER 100mm	±5.0mm

SOURCE DRAWING - FOR REFERENCE ONLY

NOTES:

1. "*" INDICATES CABLE LENGTH IN METERS. CONTACT TURCK TO ORDER SPECIFIC LENGTHS.

2. "/S600" DESIGNATES HEAVY DUTY RUBBER JACKET AND CONDUCTOR INSULATION.

REV	DESCRIPTION	BY	DATE	ECO NO.
A	DRAWING RELEASE	KMY	06/04/12	

RELATED DOCUMENTS
1.
2.
3.
4.

3RD ANGLE PROJECTION

THIS DRAWING IS CONFIDENTIAL AND THE PROPERTY OF TURCK INC. USE OF THIS DOCUMENT WITHOUT WRITTEN PERMISSION IS PROHIBITED.

TURCK INC
High Technology Sensors and Automation Controls

3000 CAMPUS DRIVE
MINNEAPOLIS, MN 55441
1–800–544–7769
(763) 553–7300
(763) 553–0708 fax
turck.com

MATERIAL: SEE SPECIFICATIONS

FINISH: SEE SPECIFICATIONS

ALL DIMENSIONS DISPLAYED ON THIS DRAWING ARE FOR REFERENCE ONLY

CONTACT TURCK FOR MORE INFORMATION

DRFT: RDS | DATE: 05/31/12
APVD: T.S. | SCALE: 1=1.0

UNIT OF MEASUREMENT
MILLIMETER [INCH]
DO NOT SCALE THIS DRAWING

DESCRIPTION: WKE 4T–*–P7X2/S600

IDENTIFICATION NO.

REV: A

FILE: 777010663 | SHEET 1 OF 1

Approved 06/01/2012, work order #29441 by T.S.