



Connectors > PCB Connectors > PCB Headers & Receptacles



PCB Connector Type: **PCB Mount Hermaphroditic Connector**

PCB Mount Orientation: **Horizontal**

Connector System: **Board-to-Board**

Number of Positions: **2**

Centerline (Pitch): **4 mm**

Features

Product Type Features

PCB Connector Type	PCB Mount Hermaphroditic Connector
Connector System	Board-to-Board
Sealable	No
Connector Product Type	Connector Assembly

Configuration Features

Board-to-Board Configuration	Co-Planar
PCB Mount Orientation	Horizontal
Number of Positions	2

Body Features

Primary Product Color	Natural
-----------------------	---------

Contact Features

Contact Underplating Material	Nickel
Contact Mating Area Plating Material Thickness	1.52 – 3.04 μm
Mating Tab Width	3.05 mm[.12 in]



Mating Tab Thickness	.4 mm[.015 in]
Contact Mating Area Plating Material Finish	Matte
Contact Mating Area Plating Material	Gold (Au)
Contact Type	Hermaphroditic
Contact Current Rating (Max)	6 A

Termination Features

Rectangular Termination Post & Tail Width	1 mm[.039 in]
Rectangular Termination Post & Tail Thickness	.4 mm[.015 in]
Termination Method to PCB	Surface Mount

Mechanical Attachment

PCB Mount Alignment Type	Peg
PCB Mount Retention	Without
PCB Mount Alignment	With
Connector Mounting Type	Board Mount
Mating Alignment	Without

Housing Features

Housing Material	LCP
Centerline (Pitch)	4 mm

Usage Conditions

Operating Temperature Range	-40 – 105 °C[-40 – 221 °F]
-----------------------------	----------------------------

Operation/Application

Circuit Application	Power
---------------------	-------

Industry Standards

UL Flammability Rating	UL 94V-0
------------------------	----------

Packaging Features

Packaging Method	Tape & Reel
------------------	-------------

Product Compliance

For compliance documentation, visit the product page on TE.com>

EU RoHS Directive 2011/65/EU	Compliant
EU ELV Directive 2000/53/EC	Compliant



China RoHS 2 Directive MIIT Order No 32, 2016	No Restricted Materials Above Threshold
EU REACH Regulation (EC) No. 1907/2006	Current ECHA Candidate List: JAN 2025 (247) Candidate List Declared Against: JAN 2025 (247) Does not contain REACH SVHC
Halogen Content	Low Halogen - Br, Cl, F, I < 900 ppm per homogenous material. Also BFR/CFR/PVC Free
Solder Process Capability	Not reviewed for solder process capability

Product Compliance Disclaimer

This information is provided based on reasonable inquiry of our suppliers and represents our current actual knowledge based on the information they provided. This information is subject to change. The part numbers that TE has identified as EU RoHS compliant have a maximum concentration of 0.1% by weight in homogenous materials for lead, hexavalent chromium, mercury, PBB, PBDE, DBP, BBP, DEHP, DIBP, and 0.01% for cadmium, or qualify for an exemption to these limits as defined in the Annexes of Directive 2011/65/EU (RoHS2). Finished electrical and electronic equipment products will be CE marked as required by Directive 2011/65/EU. Components may not be CE marked. Additionally, the part numbers that TE has identified as EU ELV compliant have a maximum concentration of 0.1% by weight in homogenous materials for lead, hexavalent chromium, and mercury, and 0.01% for cadmium, or qualify for an exemption to these limits as defined in the Annexes of Directive 2000/53/EC (ELV). Regarding the REACH Regulation, the information TE provides on SVHC in articles for this part number is based on the latest European Chemicals Agency (ECHA) 'Guidance on requirements for substances in articles' posted at this URL: <https://echa.europa.eu/guidance-documents/guidance-on-reach>

Compatible Parts




TE Part # 2213617-1
HERM BLADE & RCPT ,LATCH, POST, SEL GOLD




TE Part # 2058299-1
WTB HOUSING, 2 POS, NATURAL


Customers Also Bought




TE Part #40725
RING 190(4.82MM)TERMINAL 18-14 AWG TPBR



TE Part #CZ0181-000
SCT-NO.5-Z4-0-STK




TE Part #8-1609095-9
2FB3=F8361




TE Part #2213480-1
LUMAWISE Z50 HOLDER 2828 GENERAL






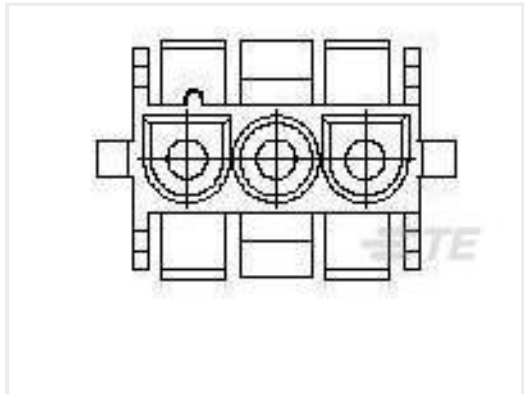
TE Part #2176322-8
SMV 1W 390K 5%



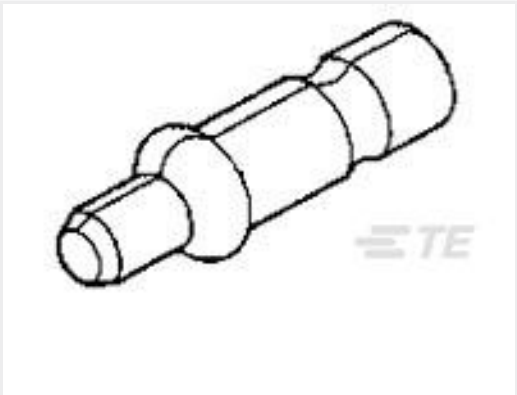
TE Part #2-1445055-3
MICRO MNL HDR ASSY S/ROW LF




TE Part #2842142-4
8P,2MM,BRK HDR,DRV,T,SMD,0.1AU, TR W/CAP



TE Part #794900-1
03P UMNL HI TEMP CAP HSG



TE Part #61137-1
.093 PCB PIN .0126 PTP PH/BZ



TE Part #3-2213627-2
ASSEMBLY, ROT DIM REC 49.22MM 7 POS 150C

Documents

Product Drawings
HERM BLADE & RCPT ,LATCH, POST,SEL GOLD
English

CAD Files
3D PDF
3D
Customer View Model
ENG_CVM_CVM_2213617-1_A.2d_dxf.zip
English
Customer View Model
ENG_CVM_CVM_2213617-1_A.3d_igs.zip
English
Customer View Model
ENG_CVM_CVM_2213617-1_A.3d_stp.zip
English

By downloading the CAD file I accept and agree to the Terms and Conditions of use.

Datasheets & Catalog Pages
Hermaphroditic Connectors with Select Gold Plating Flyer
Hermaphroditic Connectors with Select Gold Plating Flyer
English

Product Specifications
Application Specification
English

Agency Approvals



[UL Report](#)

English