

SOLID-STATE COMP. AUX. SWI. BL. SIDE, CURR.PATH: 1NO, 1NC, FOR MOTOR CONTACTORS, SZ S0-S3 SPRING-LOADED  
 TERMINAL R: 33/34, 41/42 L: 51/52, 63/64



General technical data	
product brandname	SIRIUS
Suitability for use	Contact relay and power contactor
Protection class IP on the front	IP20
Ambient temperature	
<ul style="list-style-type: none"> <li>during storage</li> <li>during operation</li> </ul>	-55 ... +80 °C -25 ... +60 °C
Mechanical service life (switching cycles) typical	5 000 000
Contact reliability	one incorrect switching operation of 100 million switching operations (5 V, 1 mA)
Contact reliability of auxiliary contacts	one incorrect switching operation of 100 million switching operations (5 V, 1 mA)
Insulation voltage with degree of pollution 3 rated value	690 V
Surge voltage resistance rated value	6 kV
Auxiliary circuit	
Number of NC contacts for auxiliary contacts	
<ul style="list-style-type: none"> <li>instantaneous contact</li> <li>lagging switching</li> </ul>	1 0

<b>Number of NO contacts for auxiliary contacts</b>	
• instantaneous contact	1
• leading contact	0
<b>Operating current</b>	
• of auxiliary contacts at DC-12	
— at 24 V	10 A
— at 110 V	3 A
— at 220 V	1 A
<b>Operating current</b>	
• of auxiliary contacts at DC-13	
— at 24 V	0.3 A
— at 60 V	0.3 A

### Installation/ mounting/ dimensions

<b>Mounting type</b>	snap-on mounting
<b>Width</b>	10 mm
<b>Height</b>	61.2 mm
<b>Depth</b>	66 mm

### Connections/Terminals






<b>Type of electrical connection for auxiliary and control current circuit</b>	spring-loaded terminals
<b>Type of connectable conductor cross-sections</b>	
• for auxiliary contacts	
— finely stranded	
— with core end processing	2x (0.5 ... 1.5 mm <sup>2</sup> )
— without core end processing	2x (0.5 ... 2.5 mm <sup>2</sup> )
• at AWG conductors for auxiliary contacts	2x (20 ... 14)


### Safety related data

<b>Product function Mirror contact acc. to IEC 60947-4-1</b>	Yes
• <b>Note</b>	with 3RT2
<b>Product function positively driven operation acc. to IEC 60947-5-1</b>	No

### Certificates/approvals

General Product Approval				Declaration of Conformity	Test Certificates
 CCC	 CSA	 UL		 EG-Konf.	<a href="#">Typprüfbescheinigung/Werkszeugnis</a>

Test Certificates	Shipping Approval				
<a href="#">spezielle Prüfbescheinigung</a> <u>n</u>	 ABS	 BUREAU VERITAS	 GL	 LRS	 PRS

Shipping Approval	other		
 RINA	 RMRS	<a href="#">Umweltbestätigung</a>	<a href="#">Bestätigungen</a>  VDE

#### Further information

##### Information- and Downloadcenter (Catalogs, Brochures,...)

<http://www.siemens.com/industrial-controls/catalogs>

##### Industry Mall (Online ordering system)

<https://mall.industry.siemens.com/mall/en/en/Catalog/product?mlfb=3RH2921-2DE11>

##### Cax online generator

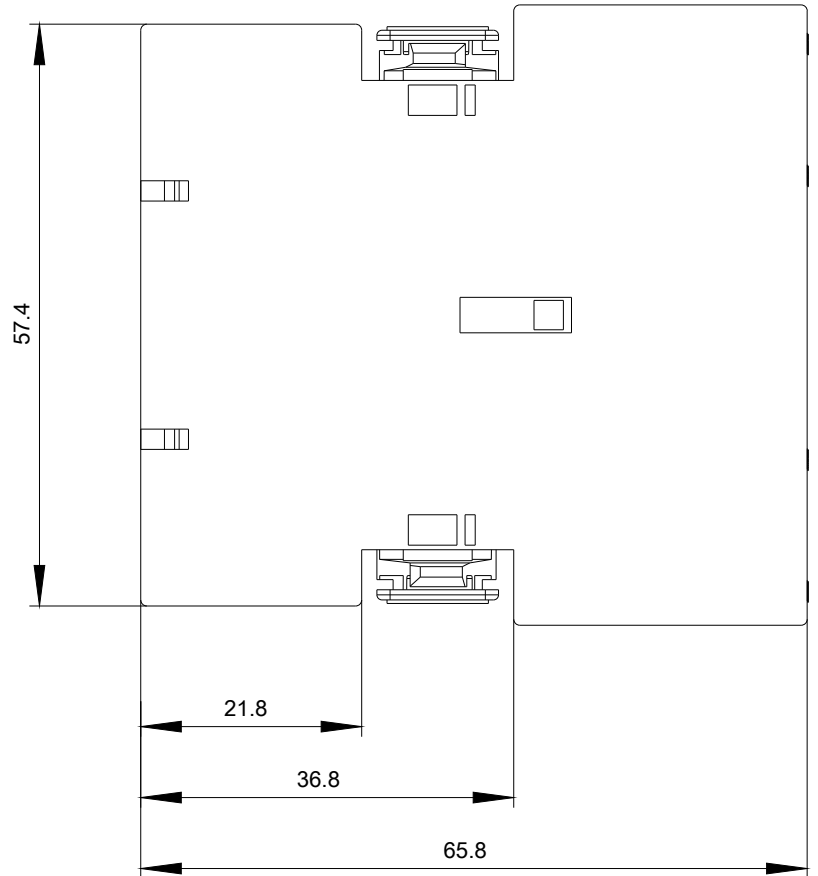
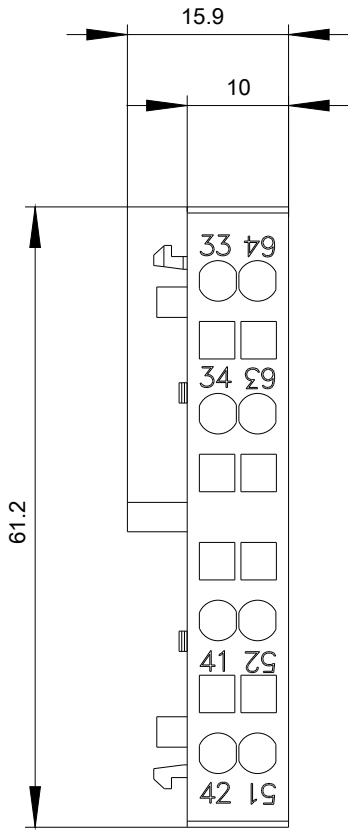
<http://support.automation.siemens.com/WW/CAXorder/default.aspx?lang=en&mlfb=3RH2921-2DE11>

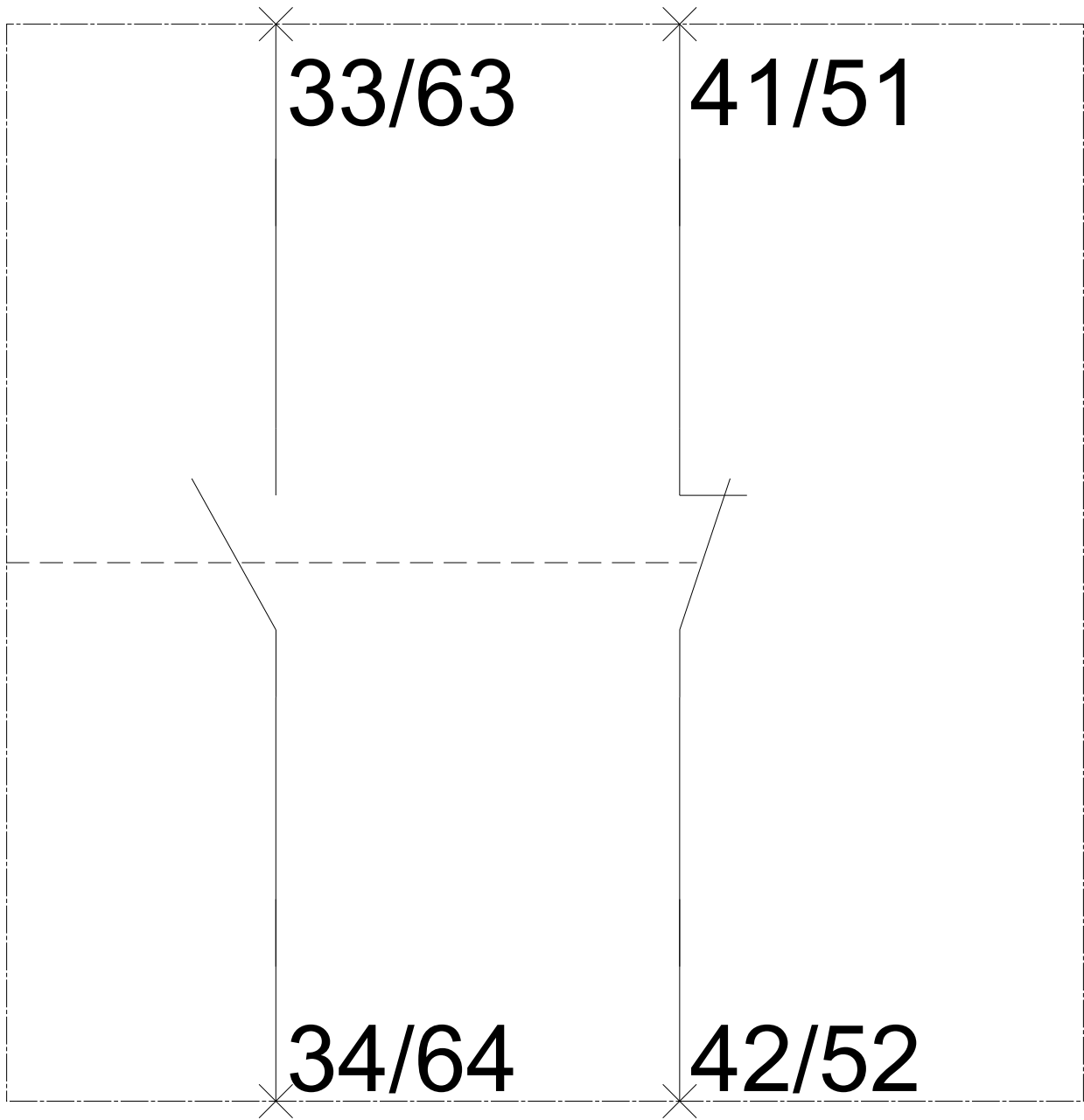
##### Service&Support (Manuals, Certificates, Characteristics, FAQs,...)

<https://support.industry.siemens.com/cs/ww/en/ps/3RH2921-2DE11>

##### Image database (product images, 2D dimension drawings, 3D models, device circuit diagrams, EPLAN macros, ...)

[http://www.automation.siemens.com/bilddb/cax\\_de.aspx?mlfb=3RH2921-2DE11&lang=en](http://www.automation.siemens.com/bilddb/cax_de.aspx?mlfb=3RH2921-2DE11&lang=en)





last modified:

05/01/2017