

THIS DRAWING IS UNPUBLISHED.

RELEASED FOR PUBLICATION

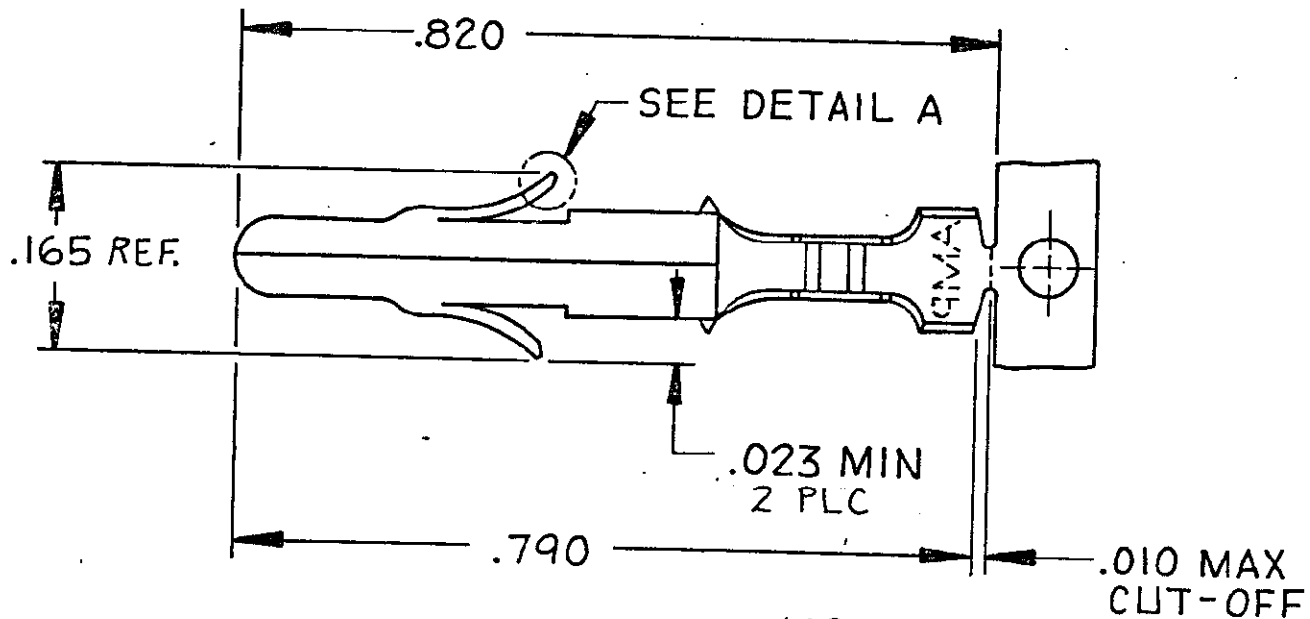
JUNE 15, 1984.

© COPYRIGHT 1976

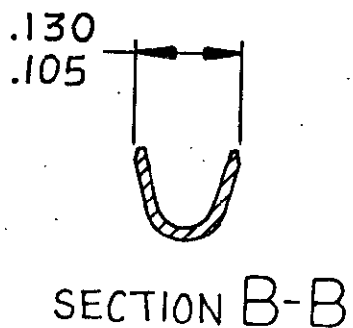
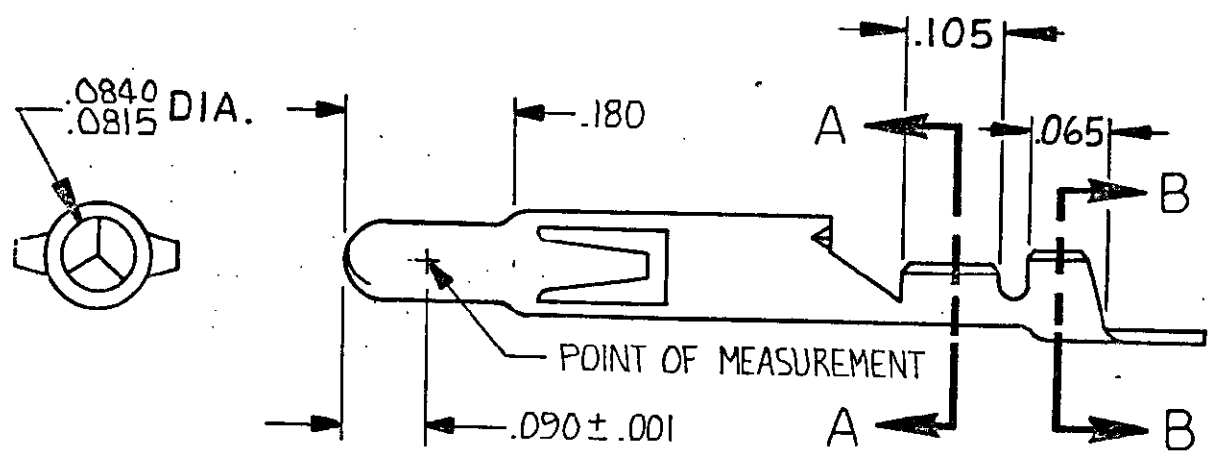
BY AMP INCORPORATED, HARRISBURG, PA. ALL INTERNATIONAL RIGHTS RESERVED. AMP PRODUCTS MAY BE COVERED BY U.S. AND FOREIGN PATENTS AND/OR PATENTS PENDING.

LOC CM DIST 53

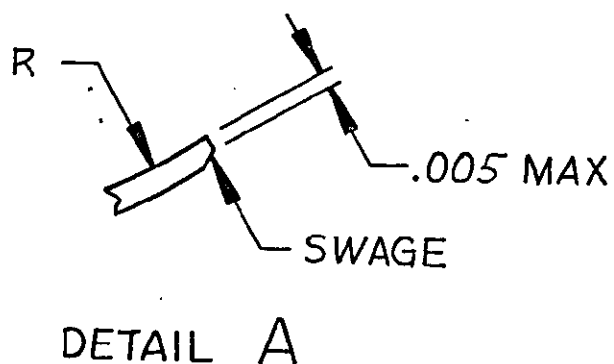
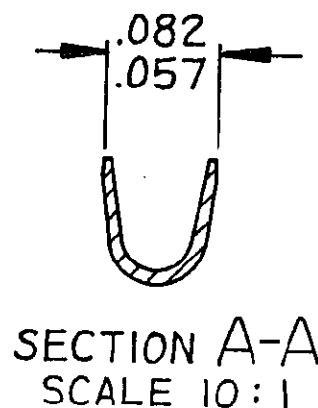
REVISIONS						
P	F	ZONE	LTR	DESCRIPTION	DATE	APPROVED
✓			M	REVISED PER EC 0730-0141-94	7-26-94	RV RS



1. WIRE RANGE : 30-26 AWG.
 2. INSULATION RANGE: .032 - .057 DIA.
- △ GOLD OVER NICKEL ON ENTIRE STAMPING; .000030 GOLD MINIMUM AT POINT OF MEASUREMENT IN CONTACT AREA, GOLD FLASH MINIMUM IN WIRE BARREL.



△	.012 THK. PH BRZ	350924-6
TIN	.012 THK BRASS	350924-1
FINISH	MATERIAL	PART NO.



UNLESS OTHERWISE SPECIFIED DIMENSIONS ARE IN INCHES. TOLERANCES ON: DECIMALS ± .015 ANGLES ±		CONTRACT NO		PART NO	
MATERIAL SEE TABLE		DR <i>H. Shelton</i> 6-15-84		AMP INCORPORATED Harrisburg, Pa.	
FINISH SEE TABLE		CHK <i>M. Jones</i> 7-10-84		NAME PIN, UNIVERSAL MATE-N-LOK	
		APPD <i>Paul O. Jones</i> 7-13-84		SIZE B	
		DSGN APPD		FSCM NO 00779	
		OTHER APPD		DRAWING NO 350924	
				SCALE NTS	
				SHEET	