

Create
a legend

Tough keypads with snap-on
keytops for custom legends



torm[®]
Graphic Series

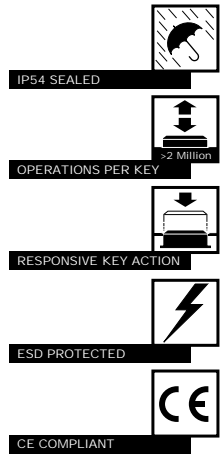
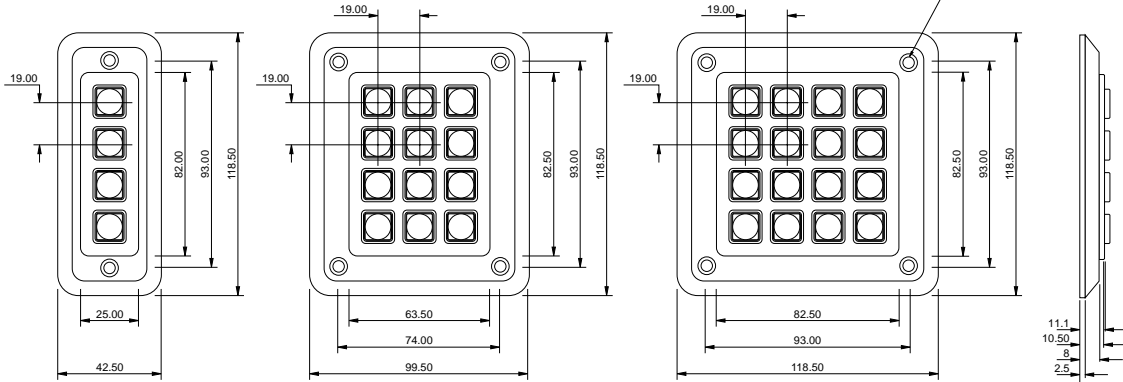
storm[®] Graphic Series

STORM Graphic Series Keypads feature keytop legends that can be configured or customised, without dismantling the keypad. The unique 'snap on' keytop cover encapsulates a polymer legend tile. The legend tiles can be selected from an extensive library of standard characters or symbols to suit many applications. Alternatively customised keytop graphics can be created using laser printed acetate film or screen printed polymer film. Keytop colours can also be customised by backing the transparent polymer or acetate legend tile with a second, coloured tile. The impact resistant keytop cover, once pressed into place, provides a permanent tamper resistant lens, protecting the encapsulated legend from wear, physical damage, water ingress and unauthorised removal.

Part No.s
GS0402 (Black)
GS0401 (Grey)

GS1202 (Black)
GS1201 (Grey)

GS1602 (Black)
GS1601 (Grey)



The introduction of the **Graphic Series** means that **STORM** keypads can now be tailored to meet specialised requirements even in low or medium quantities. Available in 4 key, 12 key and 16 key formats these keypads are ideal for use in industrial, commercial, point of sale or public applications.

MOUNTING & CONNECTION DETAILS

Connection Details for 4 Key Keypad

CONTACT CONNECTIONS

5 4 3 2 1
(As viewed from rear of keypad)

A	1
B	
C	
D	

KEY LOCATION
(As viewed from front of keypad)

CONNEC. PIN	ROW/COLUMN
1	common
2	D
3	C
4	B
5	A

Connection Details for 12 Key Keypad

CONTACT CONNECTIONS

8 7 6 5 4 3 2 1
(As viewed from rear of keypad)

A	1	2	3
B			
C			
D			

KEY LOCATION
(As viewed from front of keypad)

CONNEC. PIN	ROW/COLUMN
1	A
2	B
3	1
4	2
5	3
6	-
7	D
8	C

Connection Details for 16 Key Keypad

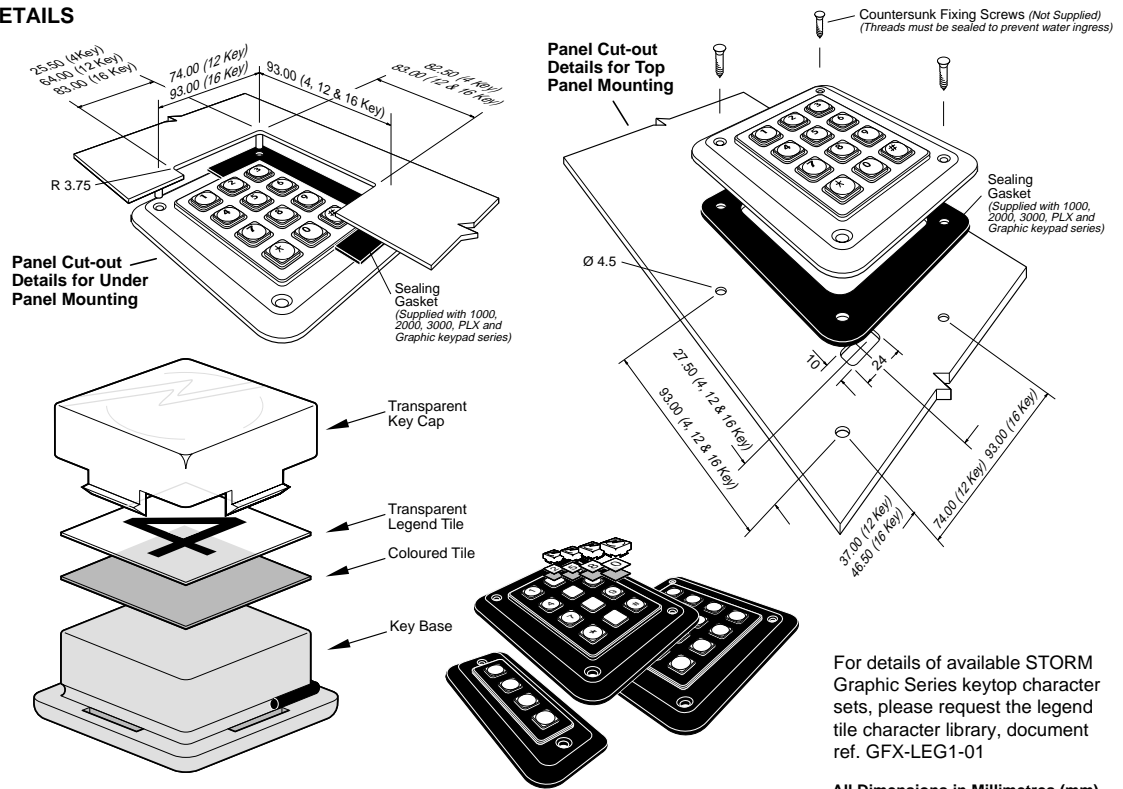
CONTACT CONNECTIONS

8 7 6 5 4 3 2 1
(As viewed from rear of keypad)

A	1	2	3	4
B				
C				
D				

KEY LOCATION
(As viewed from front of keypad)

CONNEC. PIN	ROW/COLUMN
1	A
2	B
3	1
4	2
5	3
6	4
7	D
8	C



For details of available STORM Graphic Series keytop character sets, please request the legend tile character library, document ref. GFX-LEG1-01

All Dimensions in Millimetres (mm).

ELECTRICAL

Contact Bounce	5ms (max)
Contact Resistance	100 ohms (max)
Insulation Resistance	50 Mohms (min)
Breakdown Voltage	500V AC (max 60 secs.)
Operating Voltage	24V DC (max)
Operating Current	50mA (max)

ENVIRONMENTAL

Water / Dust Sealed	IP54 (when mounted to suitable enclosure)
Operational Temperature	-10°C to +85°C (Dry)

MECHANICAL

Operational Life	2 million cycles (min) per key
Keytop Travel	1.4mm nominal
Actuation Force	180gms nominal
Connector	0.1" pitch, gold plated square pin, male connector

MATERIAL

Casing	General Service Polymer (black or mid grey)
Keytops	General Service Polymer (transparent)
Contact Circuit	Gold on Nickel plated FR4