




Connectors > PCB Connectors > Wire-to-Board Connectors > FFC, FPC & Ribbon Connectors > Ribbon Cable Connectors >

AMP-LATCH UNIVERSAL HEADERS



Connector System: **Wire-to-Board**

Number of Positions: **40**

Centerline (Pitch): **2.54 mm [.1 in]**

PCB Mount Retention: **Without**

PCB Mount Retention Type: **Mounting Ears**

[All AMP-LATCH UNIVERSAL HEADERS \(523\)](#)

Features

Product Type Features

Connector Product Type	Connector Assembly
Connector Mating Latch & Lock Type	Short
Ribbon Cable Connector Header Type	Universal Ejection Pin Headers
Connector System	Wire-to-Board
Connector & Housing Type	Plug
Connector & Contact Terminates To	Printed Circuit Board

Configuration Features

Number of Positions	40
PCB Mount Orientation	Vertical
Number of Rows	2

Electrical Characteristics

Operating Voltage	250 VAC
Insulation Resistance	5000 MΩ

Body Features

Primary Product Color	Black
Connector Profile	Standard



Contact Features

	15 µin
Mating Square Post Dimension	.64 mm[.025 in]
PCB Contact Termination Area Plating Material Thickness	2.54 µm[100 µin]
Contact Shape & Form	Square
Contact Mating Area Plating Material	Gold (Au)
Contact Base Material	Brass, Phosphor Bronze
PCB Contact Termination Area Plating Material	Tin
Contact Type	Pin
Contact Current Rating (Max)	1 A

Termination Features

Termination Post & Tail Diameter	.64 mm[.025 in]
Termination Post & Tail Length	3.94 mm[.155 in]
Termination Method to PCB	Through Hole - Solder

Mechanical Attachment

Panel Mount Feature	Without
Mating Alignment	With
PCB Mount Alignment	Without
PCB Mount Retention	Without
PCB Mount Retention Type	Mounting Ears
Mating Alignment Type	Center, Dual Polarizing Bar
Mating Retention	With
Mating Retention Type	Ejection Latch
Connector Mounting Type	Board Mount

Housing Features

Housing Material	Glass-Filled Nylon/Polyester
Centerline (Pitch)	2.54 mm[.1 in]

Dimensions

Shrouded End Dimension	3.81 mm[.15 in]
PCB Thickness (Recommended)	3.18 mm[.125 in]
Connector Height	13.94 mm[.549 in]
	2.76 in



Row-to-Row Spacing	2.54 mm[.1 in]
--------------------	----------------

Usage Conditions

Housing Temperature Rating	Standard
Operating Temperature Range	-65 – 105 °C[-85 – 221 °F]

Operation/Application

Circuit Application	Signal
---------------------	--------

Industry Standards

UL Flammability Rating	UL 94V-0
------------------------	----------

Packaging Features

Packaging Quantity	32
Packaging Method	Box

Product Compliance

For compliance documentation, visit the product page on TE.com>

EU RoHS Directive 2011/65/EU	Compliant
EU ELV Directive 2000/53/EC	Compliant
China RoHS 2 Directive MIIT Order No 32, 2016	No Restricted Materials Above Threshold
EU REACH Regulation (EC) No. 1907/2006	Current ECHA Candidate List: JAN 2025 (247) Candidate List Declared Against: JAN 2025 (247) Does not contain REACH SVHC
Halogen Content	Not Low Halogen - contains Br or Cl > 900 ppm.
Solder Process Capability	Wave solder capable to 265°C

Product Compliance Disclaimer

This information is provided based on reasonable inquiry of our suppliers and represents our current actual knowledge based on the information they provided. This information is subject to change. The part numbers that TE has identified as EU RoHS compliant have a maximum concentration of 0.1% by weight in homogenous materials for lead, hexavalent chromium, mercury, PBB, PBDE, DBP, BBP, DEHP, DIBP, and 0.01% for cadmium, or qualify for an exemption to these limits as defined in the Annexes of Directive 2011/65/EU (RoHS2). Finished electrical and electronic equipment products will be CE marked as required by Directive 2011/65/EU. Components may not be CE marked. Additionally, the part numbers that TE has identified as EU ELV compliant have a maximum concentration of 0.1% by weight in homogenous materials for lead, hexavalent chromium, and mercury, and 0.01% for cadmium, or qualify for an exemption to these limits as defined in the Annexes of Directive 2000/53/EC (ELV). Regarding the REACH Regulation, the information TE provides on SVHC in articles for this part number is based on the latest European Chemicals Agency (ECHA) 'Guidance on requirements for substances in articles' posted at this URL: <https://echa.europa.eu/guidance-documents/guidance-on-reach>



Compatible Parts

TE Part # 1658622-9
40 NOVO MIL/CTR 30DP,LEAD FREE

TE Part # 1658623-9
40 NOVO MIL 30DP, LEAD FREE

TE Part # 1658620-9
40 NOVO MIL 15DP, LEAD FREE

TE Part # 1658621-9
40 NOVO MIL/CTR 15DP,LEAD FREE

TE Part # 1658624-9
40 NOVO DUAL 30DP, LEAD FREE

TE Part # 2-1658526-0
609-4030LF FEM SOCKT,LEAD FREE

TE Part # 1-1658527-2
622-4030LF FEM SOCKT,LEAD FREE

Also in the Series | AMP-LATCH Universal Headers

Connector Hardware(13)

Ribbon Cable Connectors(523)

Customers Also Bought

TE Part #292132-4
CT P/HDR BOX V 4P NAT

TE Part #5103310-1
A/L LOW PRO HDR 10P RA BLACK

TE Part #5103308-6
A/L LOW PRO HDR 26P VERT BLACK


TE Part #650025-2
KEY PLUG-SHORT



TE Part #881545-1
SHUNT LP W/HANDLE 2POS 15AU




TE Part #1-1393210-8
T9AS1D12-24



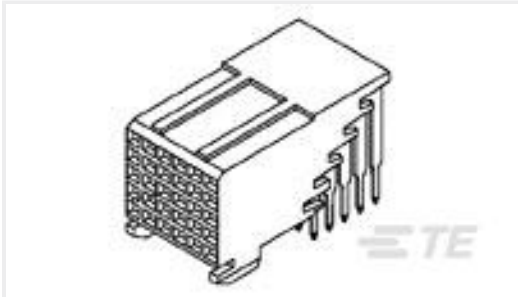
TE Part #1-746610-6
26 DIP PLUG, 100CL, LEAD FREE



TE Part #2-292173-4
CT BOX HDR H SMT 4P O/TAPE BLA



TE Part #825433-5
MOD 2 PINHDR 1X5 P.



TE Part #5223004-5
FB-5R,ASY,150,SIG,REC,SL,2.73

Documents

Product Drawings

A/L UNIV HDR 40P VERT SHT LAT

English

CAD Files

3D PDF

English

Customer View Model

ENG_CVM_5499911-9_B.2d_dxf.zip

English

Customer View Model

ENG_CVM_5499911-9_B.3d_igs.zip

English

Customer View Model

ENG_CVM_5499911-9_B.3d_stp.zip

English

By downloading the CAD file I accept and agree to the [Terms and Conditions](#) of use.

Datasheets & Catalog Pages

Ribbon Cable Interconnect Solutions

English

Product Specifications

Product Specification

English